



DRM Content Format

Candidate Version 2.1 – 05 Aug 2008

Open Mobile Alliance
OMA-TS-DRM-DCF-V2_1-20080805-C

Use of this document is subject to all of the terms and conditions of the Use Agreement located at <http://www.openmobilealliance.org/UseAgreement.html>.

Unless this document is clearly designated as an approved specification, this document is a work in process, is not an approved Open Mobile Alliance™ specification, and is subject to revision or removal without notice.

You may use this document or any part of the document for internal or educational purposes only, provided you do not modify, edit or take out of context the information in this document in any manner. Information contained in this document may be used, at your sole risk, for any purposes. You may not use this document in any other manner without the prior written permission of the Open Mobile Alliance. The Open Mobile Alliance authorizes you to copy this document, provided that you retain all copyright and other proprietary notices contained in the original materials on any copies of the materials and that you comply strictly with these terms. This copyright permission does not constitute an endorsement of the products or services. The Open Mobile Alliance assumes no responsibility for errors or omissions in this document.

Each Open Mobile Alliance member has agreed to use reasonable endeavors to inform the Open Mobile Alliance in a timely manner of Essential IPR as it becomes aware that the Essential IPR is related to the prepared or published specification. However, the members do not have an obligation to conduct IPR searches. The declared Essential IPR is publicly available to members and non-members of the Open Mobile Alliance and may be found on the “OMA IPR Declarations” list at <http://www.openmobilealliance.org/ipr.html>. The Open Mobile Alliance has not conducted an independent IPR review of this document and the information contained herein, and makes no representations or warranties regarding third party IPR, including without limitation patents, copyrights or trade secret rights. This document may contain inventions for which you must obtain licenses from third parties before making, using or selling the inventions. Defined terms above are set forth in the schedule to the Open Mobile Alliance Application Form.

NO REPRESENTATIONS OR WARRANTIES (WHETHER EXPRESS OR IMPLIED) ARE MADE BY THE OPEN MOBILE ALLIANCE OR ANY OPEN MOBILE ALLIANCE MEMBER OR ITS AFFILIATES REGARDING ANY OF THE IPR'S REPRESENTED ON THE “OMA IPR DECLARATIONS” LIST, INCLUDING, BUT NOT LIMITED TO THE ACCURACY, COMPLETENESS, VALIDITY OR RELEVANCE OF THE INFORMATION OR WHETHER OR NOT SUCH RIGHTS ARE ESSENTIAL OR NON-ESSENTIAL.

THE OPEN MOBILE ALLIANCE IS NOT LIABLE FOR AND HEREBY DISCLAIMS ANY DIRECT, INDIRECT, PUNITIVE, SPECIAL, INCIDENTAL, CONSEQUENTIAL, OR EXEMPLARY DAMAGES ARISING OUT OF OR IN CONNECTION WITH THE USE OF DOCUMENTS AND THE INFORMATION CONTAINED IN THE DOCUMENTS.

© 2008 Open Mobile Alliance Ltd. All Rights Reserved.

Used with the permission of the Open Mobile Alliance Ltd. under the terms set forth above.

Contents

1. SCOPE	6
2. REFERENCES	7
2.1 NORMATIVE REFERENCES	7
2.2 INFORMATIVE REFERENCES	8
3. TERMINOLOGY AND CONVENTIONS	9
3.1 CONVENTIONS	9
3.2 DEFINITIONS	9
3.3 ABBREVIATIONS	9
4. INTRODUCTION	11
4.1 VERSION 1.0	11
4.2 VERSION 2.0	11
4.2.1 Version 2.0.1.....	12
4.3 VERSION 2.1	12
5. DRM CONTENT FORMAT	13
5.1 ISO BASE MEDIA FILE FORMAT	13
5.1.1 ISO File structure (INFORMATIVE).....	13
5.2 COMMON BOXES	14
5.2.1 Common Headers Box.....	14
5.2.1.1 <i>Common Headers Version</i>	15
5.2.1.2 <i>EncryptionMethod Field</i>	15
5.2.1.3 <i>PaddingScheme Field</i>	16
5.2.1.4 <i>PlaintextLength Field</i>	16
5.2.1.5 <i>ContentIDLength Field</i>	16
5.2.1.6 <i>RightsIssuerURLLength Field</i>	16
5.2.1.7 <i>TextualHeadersLength Field</i>	16
5.2.1.8 <i>ContentID Field</i>	16
5.2.1.9 <i>RightsIssuerURL Field</i>	17
5.2.2 Textual Headers	17
5.2.2.1 <i>Silent header</i>	17
5.2.2.2 <i>Preview header</i>	18
5.2.2.3 <i>ContentURL header</i>	18
5.2.2.4 <i>ContentVersion header</i>	19
5.2.2.5 <i>Content-Location header</i>	19
5.2.2.6 <i>Custom headers</i>	19
5.2.2.7 <i>ProfileName header</i>	19
5.2.3 Extended Headers	20
5.2.3.1 <i>Group ID</i>	20
5.2.4 Mutable DRM Information Box	20
5.2.4.1 <i>Transaction Tracking Box</i>	21
5.2.4.2 <i>Rights Object Box</i>	21
5.2.4.3 <i>User-Data Box</i>	21
5.3 DCF HASH CALCULATION	22
6. DISCRETE MEDIA PROFILE (DCF)	23
6.1 DCF MIME TYPE	23
6.2 DCF FILE FORMAT	23
6.2.1 OMA Constraints on ISO Format	23
6.2.2 File Branding	24
6.3 OVERALL STRUCTURE	24
6.3.1 OMA DRM Container Box.....	25
6.3.2 Discrete Media Headers Box	25
6.3.2.1 <i>ContentType</i>	26
6.3.2.2 <i>CommonHeaders</i>	26
6.3.2.3 <i>User-Data</i>	26
6.3.3 Content Object Box.....	28

- 6.3.4 Extended Boxes29
- 6.4 MULTIPLE OMA DRM CONTAINERS29**
 - 6.4.1 Referencing Multipart Objects.....29
- 6.5 ADDITIONAL EXTENSIONS30**
- 7. CONTINUOUS MEDIA PROFILE (PDCF).....31**
 - 7.1 PDCF FILE FORMAT31**
 - 7.1.1 File branding31
 - 7.1.2 Overall structure.....31
 - 7.1.3 DRM Scheme Type.....32
 - 7.1.4 Scheme Information.....33
 - 7.1.5 OMA DRM Key Management System.....33
 - 7.1.5.1 Common Headers.....33
 - 7.1.5.2 Access Unit Format Box33
 - 7.1.6 Access Unit Format Header34
 - 7.2 PDCF STREAMING FORMAT (INFORMATIVE)35**
 - 7.2.1 RTP Payload35
 - 7.2.2 Session signalling.....35
- APPENDIX A. CHANGE HISTORY (INFORMATIVE).....37**
 - A.1 APPROVED VERSION HISTORY37**
 - A.2 DRAFT/CANDIDATE VERSION 2.1 HISTORY37**
- APPENDIX B. STATIC CONFORMANCE REQUIREMENTS (NORMATIVE).....38**
 - B.1 CLIENT CONFORMANCE REQUIREMENTS38**
 - B.2 CLIENT CONFORMANCE REQUIREMENTS FOR THE PDCF FORMAT38**
- APPENDIX C. RESERVED NUMBERS (INFORMATIVE)40**

Figures

- Figure 1: DCF file header and body24
- Figure 2: DCF structure.....24
- Figure 3: Data Length and IV.....29
- Figure 4: Example PDCF Structure.....32

Tables

- Table 1: Algorithm-id values15
- Table 2: PaddingScheme values16
- Table 3: Group ID box fields20
- Table 4: OMA DRM transaction tracking header field21
- Table 5: OMA DRM Rights Object box fields21
- Table 6: ContentID box.....22
- Table 7: Logical DCF box structure diagram25
- Table 8: OMA DRM Discrete Media header fields.....26
- Table 9: IconURI box27
- Table 10: InfoURL box.....27

Table 11: CoverURI box	28
Table 12: LyricsURI box.....	28
Table 13: Content Object box.....	29
Table 14: PDCF Scheme Type for OMA DRM.....	32
Table 15: PDCF Scheme Version for OMA DRM	32
Table 16: OMA DRM Headers in PDCF	33
Table 17: PDCF Access Unit Format	34
Table 18: EncryptedAU Indicator values	34
Table 19: Required OMA DRM specific parameters	35
Table 20: Reserved identifier constants in the DCF format.....	40
Table 21: Reserved OMA DRM specific identifier constants in the PDCF format	40

1. Scope

Open Mobile Alliance (OMA) specifications are the result of continuous work to define industry-wide interoperable mechanisms for developing applications and services that are deployed over wireless communication networks.

The scope of OMA “Digital Rights Management” (DRM) is to enable the distribution and consumption of digital content in a controlled manner. The content is distributed and consumed on authenticated devices per the usage rights expressed by the content owners. OMA DRM work addresses the various technical aspects of this system by providing appropriate specifications for content formats, protocols, and rights expression languages.

A number of DRM specifications have already been defined within the OMA. See [DRM-v1], [DRMCF-v1] and [DRMREL-v1] for more information.

The scope for this specification is to define the content format for DRM protected encrypted media objects and associated metadata. This specification addresses the specific format mechanisms defined in the Release 2.1 “*Digital Rights Management*” specification [DRM-v2.1].

2. References

2.1 Normative References

- [AES] “Recommendation of Block Cipher Modes of Operation”, NIST, NIST Special Publication 800-38A,
URL:<http://www.nist.gov/>
- [DRMCF-v2.0] “DRM Content Format V2,0”, Open Mobile Alliance™, OMA-TS-DRM-DCF-V2_0,
URL:<http://www.openmobilealliance.org/>
- [DRMCF-v2.1] “DRM Content Format V2,1”, Open Mobile Alliance™, OMA-TS-DRM-DCF-V2_1,
URL:<http://www.openmobilealliance.org/>
- [DRMREL-v2.0] “DRM Rights Expression Language V2.0”, Open Mobile Alliance™, OMA-TS-DRM-REL-V2_0,
URL:<http://www.openmobilealliance.org/>
- [DRMREL-v2.1] “DRM Rights Expression Language V2.1”, Open Mobile Alliance™, OMA-TS-DRM-REL-V2_1,
URL:<http://www.openmobilealliance.org/>
- [DRM-v2.0] “Digital Rights Management V2.0”, Open Mobile Alliance™, OMA-TS-DRM-DRM-V2_0,
URL:<http://www.openmobilealliance.org/>
- [DRM-v2.1] “Digital Rights Management V2.1”, Open Mobile Alliance™, OMA-TS-DRM-DRM-V2_1,
URL:<http://www.openmobilealliance.org/>
- [IOPPROC] “OMA Interoperability Policy and Process”, Version 1.1, Open Mobile Alliance(tm), OMA-IOP-Process-V1_1,
URL:<http://www.openmobilealliance.org/>
- [ISO14496-12] “Information technology — Coding of audio-visual objects – Part 12: ISO Base Media File Format”, International Organisation for Standardisation, ISO/IEC 14496-12, Second Edition, April 2005
- [RFC2119] “Key words for use in RFCs to Indicate Requirement Levels”, S. Bradner, March 1997,
URL:<http://www.ietf.org/rfc/rfc2119.txt>
- [RFC2234] “Augmented BNF for Syntax Specifications: ABNF”, D. Crocker, Ed., P. Overell, November 1997,
URL:<http://www.ietf.org/rfc/rfc2234.txt>
- [RFC2326] “Real Time Streaming Protocol (RTSP)”, Schulzrinne H., Rao A. and Lanphier R., April 1998
- [RFC2327] “SDP: Session Description Protocol”, IETF RFC 2327, Handley M. and Jacobson V., April 1998
- [RFC2392] “Content-ID and Message-ID Uniform Resource Locators”, E. Levinson, August 1998,
URL:<http://www.ietf.org/rfc/rfc2392.txt>
- [RFC2396] “Uniform Resource Identifiers (URI): Generic Syntax”, T. Berners-Lee et al, August 1998,
URL:<http://www.ietf.org/rfc/rfc2396.txt>
- [RFC2616] “Hypertext Transfer Protocol -- HTTP/1.1”, R. Fielding, et al, June 1999,
URL:<http://www.ietf.org/rfc/rfc2616.txt>
- [RFC2630] “Cryptographic Message Syntax”, R. Housley, June 1999,
URL:<http://www.ietf.org/rfc/rfc2630.txt>
- [RFC3550] “RTP: A Transport Protocol for Real-Time Applications”, Schulzrinne H. et al., July 2003
- [TS26.244] “Transparent end-to-end Packet-switched Streaming Service (PSS); File Format”, The Third Generation Partnership Project, Release 6, TS 26.244, Version 6.4.0,
URL:<http://www.3gpp.org/>

2.2 Informative References

- [C.S0045] “Multimedia Messaging Service (MMS) Media Format and Codecs for cdma2000 Spread Spectrum Systems” “, Version 1.0, 3GPP2, C.S0045-0v1.0 Multimedia Messaging Service (MMS) Media Format and Codecs for cdma2000 Spread Spectrum Sys, tems
URL:<http://www.3gpp2.org/>
- [C.S0050] “File Formats for Multimedia Specifications”, 3GPP2, Version 1.0, C.S0050-0v1.0 3GPP2 File Formats for Multimedia Specifications,
URL:http://www.3gpp2.org/Public_html/specs/C.S0050-0_v1.0_121503.pdf
- [DRMCF-v1] ”DRM Content Format”, Open Mobile Alliance™, Version 1.0, OMA-DRM-DRMCF-v1_0,
URL:<http://www.openmobilealliance.org/>
- [DRMREL-v1] “DRM Rights Expression Language”, Open Mobile Alliance™, Version 1.0, OMA-DRM-DRMREL-v1_0,
URL:<http://www.openmobilealliance.org/>
- [DRM-v1] “Digital Rights Management”, Open Mobile Alliance™, Version 1.0, OMA-Download-DRM-v1_0,
URL:<http://www.openmobilealliance.org/>
- [ISO7498-2] ISO/IEC 7498: “Information processing systems -- Open Systems Interconnection --- Basic Reference Model - Part 2: Security Architecture”, International Organisation for Standardisation, ISO/IEC 7498
- [TS26.234] “Transparent end-to-end packet-switched streaming service (PSS); Protocols and Codecs”, , The Third Generation Partnership Project, Release 6, TS 26.234, Version 6.4.0,
URL:<http://www.3gpp.org/>
- [WSP] “Wireless Session Protocol”, WAP Forum™, WAP-230-WSP,
URL:<http://www.openmobilealliance.org/>

3. Terminology and Conventions

3.1 Conventions

The key words “MUST”, “MUST NOT”, “REQUIRED”, “SHALL”, “SHALL NOT”, “SHOULD”, “SHOULD NOT”, “RECOMMENDED”, “MAY”, and “OPTIONAL” in this document are to be interpreted as described in [RFC2119].

All sections and appendixes, except “Scope” and “Introduction”, are normative, unless they are explicitly indicated to be informative.

3.2 Definitions

Box	A data structure derived from the “Box” definition in [ISO14496-12].
Composite Object	A Media Object that contains one or more Media Objects by means of inclusion e.g. DRM messages, zip files.
Confidentiality	The property that information is not made available or disclosed to unauthorised individuals, entities or processes. (From [ISO 7498-2])
Content	One or more Media Objects.
Content Issuer	The entity making content available to the DRM Agent; the entity whose Content is being Protected.
Content Object	A single piece of Content contained in a DCF data structure. A Content Object may be DRM Content or unprotected Content.
Continuous Media	Content which is inherently time-based, i.e. might have an implicit or explicit duration and requires multiple iterations of an algorithm to produce a continuous media experience to a User, such as video or audio.
Device	A Device is a user equipment with a DRM Agent. The Device MAY include a smartcard module (e.g. a SIM) or not depending upon implementation.
Discrete Media	Content that can be rendered with a single pass of an algorithm to interpret the media content, media that itself does not contain an element of time, such as still images or web pages.
DRM Agent	The entity in the Device that manages Permissions for Media Objects on the Device.
DRM Content	Media Objects that are consumed according to a set of Permissions in a Rights Object.
Integrity	The property that data has not been altered or destroyed in an unauthorised manner.
Media Object	A digital work e.g. a ringing tone, a screen saver, a Java game or a Composite Object.
Permission	Actual usages or activities allowed (by the Rights Issuer) over DRM Content.
Rights Issuer	An entity that issues Rights Objects to OMA DRM Conformant Devices.
Rights Object	A collection of Permissions, Constraints and other attributes which define under what circumstances access is granted to, and what usages are defined for, DRM Content. All OMA DRM Conformant Devices must adhere to the Rights Object associated with DRM content.
User	The human user of a Device. The User does not necessarily own the Device.

3.3 Abbreviations

3GPP	3rd Generation Partnership Project
4CC	Four Character Code
AES	Advanced Encryption Standard
CBC	Cipher Block Chaining
CEK	Content Encryption Key
CTR	Counter Mode

DCF	DRM Content Format
DRM	Digital Rights Management
HTTP	Hypertext Transfer Protocol
ISO	International Standards Organisation
IV	Initialisation Vector
MIME	Multipurpose Internet Mail Extensions
OMA	Open Mobile Alliance
PDCF	Packetised DRM Content Format
PSS	Packet switched Streaming Service
RFC	Request For Comments
RO	Rights Object
ROAP	Rights Object Acquisition Protocol
RTP	Real time Transport Protocol
RTSP	Real Time Streaming Protocol
SDL	Syntactic Description Language
SDP	Session Description Protocol
URI	Uniform Resource Indicator
URL	Uniform Resource Locator

4. Introduction

OMA “Digital Rights Management” (DRM) enables the distribution and consumption of digital content in a controlled manner by enabling Content Issuers to distribute DRM Content and Rights Issuers to issue Rights Objects for the DRM Content.

This specification defines the DRM v2.1 Content Format [DCF v2.1], and is one part of a set of OMA DRM 2.1 specifications. For a detailed discussion of the overall system architecture, please refer to **Error! Reference source not found.** For a detailed discussion of the Rights Expression Language that is used to construct the Rights Objects, please refer to **Error! Reference source not found.** For a detailed discussion of the format and semantics of the cryptographic protocol, messages, processing instructions and certificate profiles to enable an end-to-end system for DRM protected content distribution, see the DRM part [DRMDRM-v2.1] of OMA DRM v2.1.

4.1 Version 1.0

The OMA DRM v1.0 specification provides some fundamental building blocks for a DRM system without addressing the complete security necessary for a robust, end-to-end DRM system that takes into account the need for secure distribution, authentication of Devices, revocation and other aspects.

Part of OMA DRM v1.0 is the DRM Content Format specification [DRMCF-v1].

4.2 Version 2.0

The main differences between OMA DRM v1.0 and OMA DRM v2.0 are significantly improved security and functionality.

Within OMA DRM v2.0, Media Objects are encrypted and packaged into a specific format, the DRM Content Format (DCF v2.0). The DCF can be delivered separately from an associated Rights Object, which contains the encryption key used to encrypt the Media Object.

In addition to encrypting the Media Object, the DRM v2.0 Content Format supports metadata such as

- Original content type of the media object
- Unique identifier for this DRM protected Media Object to associate it with rights
- Information about the encryption details
- Information about the rights issuing service for this DRM protected media object
- Extensions and other media type dependent metadata

The file format is extensible, so additional features may be added in the future while maintaining compatibility with the older versions. Compatibility with the OMA DRM v1.0 Content Format [DRMCF-v1] is not maintained by this specification, therefore a different MIME type is used.

There are two profiles of the DRM Content Format. One is used for Discrete Media (such as still images) and one for Continuous Media (such as music or video). The profiles share some data structures. Both profiles are based on a widely accepted and deployed standard format, the ISO Base Media File format [ISO14496-12], but the Discrete Media profile is meant to be an all-purpose format, not aiming for full compatibility with ISO media files.

The Content Issuer can decide which profile to use for their content, but in general, the profile for Continuous Media should be used for Continuous Media content, in order to create a harmonious user experience. The Discrete Media profile should be used for other types of content. To a User, the difference is that a file conforming to the Discrete Media profile looks like a DRM protected file, whereas a file conforming to the Continuous Media profile looks and functions like a media file to the outside.

4.2.1 Version 2.0.1

The most important DCF changes introduced in DRM v2.0.1 compared with DRM v2.0 are summarized in section 4.2.1 of the DCF Specification [DRMDCF v2.0] in the DRM 2.0.1 ERP. These changes are considered to require special consideration in implementation. Most of the identified changes are bug fixes which if not implemented correctly may result in interoperability problems between conformant and non-conformant devices. Companies with existing DRM 2.0 implementations should take careful consideration of these changes.

4.3 Version 2.1

OMA DRM v2.1 has been developed as a result of market feedback. The main differences between OMA DRM v2.0 and OMA DRM v2.1 are the addition of several features on top of OMA DRM v2.0, including:

- Metering, primarily intended for information gathering. By means of metering, actual content usage information can be provided to Rights Issuers, thereby enabling royalty collection based on actual usage of content.
- Content differentiation, defining a mechanism to control how content can be consumed. For example, this mechanism can prevent that a music track is used as ringtone.
- RO installation confirmation.
- Additional metadata, such as artist, title and genre
- Support for user editable metadata, in addition to content issuer defined metadata.
- A binary format for ROAP triggers to improve communication efficiency.
- New domain property (noConsumeAfter) to simplify “temporary sharing” business models
- RO upload functionality to enable users to upload Rights from their old device to a Rights Issuer so that these Rights can be downloaded to their new device.
- Improved extensibility for future versions.

The DRM 2.1 features have minimum impact on the DRM 2.0 architecture and are defined in a DRM 2.0 backward compatible manner. The DCF v2.1 specification extends DCF 2.0 so as to support above features.

5. DRM Content Format

There are two DRM Content Format profiles:

- DCF: The first profile is intended to package and protect Discrete Media (i.e. ring tones, applications, images, etc.) The Discrete Media profile allows you to wrap any content in an envelope (DCF). That content is then encrypted as a single object agnostic of the contents internal structure and layout. This specification defines the Discrete Media format based on the types of the ISO base media file format [ISO14496-12], instead of WSP types [WSP] used in Version 1 [DRMCF-v1]. By using the ISO principles, the DCF format maintains the extensible nature of the ISO format, while keeping overhead minimal. A Device defined in [DRM-v2.1] MUST support the DCF format as defined in this specification as well as be backwards compatible with the DCF format defined in [DRMCF-v2.0]. In addition, the version 1 DCF as defined in [DRMCF-v1] MAY be supported.
- PDCF: The second profile is optimised to protect Continuous Media (e.g. Audio and Video.) Continuous media is protected in a separate profile because it is packetised and thus the profile is called the Packetised DCF (PDCF). Applications that read and parse Continuous Media are meant to work on the file on a packet-by-packet basis. To facilitate the playback of protected Continuous Media, the storage format needs to be structured in such a way that the packets are individually protected. This structurally aware packetisation is also required in order to stream Continuous Media. An OMA DRM compliant streaming server MUST be able to understand the Content Format's structure in order to break the content into headers and packets that can be delivered to a client that understands the Content Format. A Device defined in [DRM-v2.1] MAY support the PDCF format as defined in this specification; if the PDCF format is supported then the Device MUST be backwards compatible with the PDCF format defined in [DRMCF-v2.0].

5.1 ISO Base Media File Format

The Discrete Media profile (DCF) is an object-structured file as defined in section 4 of the ISO Base Media File Format specification [ISO14496-12], but it does not include all the media-related structures due to its simplified, media agnostic design. The actual data structures and conformance to the profile is defined in this specification. If a DCF includes data structures or functionalities not conforming to this specification, a compliant file parser MAY ignore these.

The Continuous Media profile (PDCF) is fully compliant with the ISO base media file format, but this specification adds support for OMA DRM 2.0 key management on top of existing ISO derived file formats supporting encrypted media content. By default, this specification addresses the DCF format, with an additional indication if a specified data structure is also used in the PDCF format.

5.1.1 ISO File structure

(INFORMATIVE)

This section is informative and is based on the ISO Base Media File Format specification [ISO14496-12].

The ISO base media file format is structured around an object-oriented design of boxes. A basic box has two mandatory fields, *size* and *type*. The *type* identifier is used to dynamically bind a box to a statically defined type and the *size* is an offset from start to the end of the box. A Box type identifier is a *Unique Identifier Number*. List of reserved numbers can be found in Appendix C. The identifier is constructed from four bytes, each representing a human-readable character, thus the name *Four Character Code* (4CC).

The ISO base format uses a language called Syntax Description Language (SDL) for defining data structures. SDL has similarities with some programming languages and supports object orientation. The box class is the superclass for all structures containing data in the file format.

A basic box is defined as:

```
aligned(8) class Box (unsigned int(32) boxtype, optional unsigned int(8)[16] extended_type) {
    unsigned int(32) size;
    unsigned int(32) type = boxtype;
    if (size==1) {
        unsigned int(64) largesize;
    } else if (size==0) {
```

```

        // box extends to end of file
    }
    if (boxtype=='uuid') {
        unsigned int(8)[16] usertype = extended_type;
    }
}

```

Box alignment is by default to the next byte boundary in the end of the box. Extra padding should not be needed as all data types in e.g. the DCF are terminated on byte boundaries.

Since one of the design goals for the DCF is extensibility, it is important to carry version information with each data type. The ISO specification has a predefined type to support this, the FullBox, which is derived from the simple Box base class.

```

aligned(8) class FullBox(unsigned int(32) type, unsigned int(8) v, bit(24) f) extends Box(type) {
    unsigned int(8) version = v;
    bit(24) flags = f;
}

```

Extending a parent class has similar semantics as in many programming languages; the parent class data members precede the child class definitions. A representation of the FullBox above is:

Name	Type	Value
Size	unsigned int(32)	Offset to the end of the box
Type	unsigned int(32)	Box type 4CC
Version	unsigned int(8)	Version field
Flags	unsigned int(24)	Additional flags

The numeric fields in the ISO format are in network byte order.

5.2 Common Boxes

5.2.1 Common Headers Box

```

aligned(8) class OMADRMCommonHeaders extends FullBox('ohdr', version, 0) {
    unsigned int(8)      EncryptionMethod;    // Encryption method
    unsigned int(8)      PaddingScheme;       // Padding type
    unsigned int(64)     PlaintextLength;     // Plaintext content length in bytes
    unsigned int(16)     ContentIDLength;     // Length of ContentID field in bytes
    unsigned int(16)     RightsIssuerURLLength; // Rights Issuer URL field length in bytes
    unsigned int(16)     TextualHeadersLength; // Length of the TextualHeaders array in bytes
    char                 ContentID[];        // Content ID string
    char                 RightsIssuerURL[];  // Rights Issuer URL string
    string               TextualHeaders[];   // Additional headers as Name:Value pairs
    Box                  ExtendedHeaders[];  // Extended headers boxes
}

```

The Common Headers box defines a structure for the required headers. Their semantics are defined in the sections below. This box **MUST** appear in both DCF and PDCF. This box includes the mandatory headers as fixed fields and provides a mechanism to insert additional headers as arbitrary name value pairs. For application in DCF and PDCF, see sections 6.3.2 and 7.1.5.1 for details.

A Device **MUST NOT** modify any of the fields in the Common Headers box.

5.2.1.1 Common Headers Version

The *version* field of the FullBox defines which version of DRM Content Format specification was used by the author of the Content Object. The value for *version* MUST be 0 for objects conforming to this specification.

5.2.1.2 EncryptionMethod Field

The *EncryptionMethod* field defines how the encrypted content can be decrypted. Values for the field are defined in the table below.

Table 1: Algorithm-id values

Algorithm-id	Value	Semantics
NULL	0x00	No encryption for this object. NULL encrypted Content Objects may be used without acquiring a Rights Object. Value of the <i>PaddingScheme</i> field MUST be 0. In the OMADRMAUFormatBox, the values of <i>SelectiveEncryption</i> field and <i>IVLength</i> field MUST be 0.
AES_128_CBC	0x01	AES symmetric encryption as defined by NIST [AES] 128 bit keys Cipher block chaining mode (CBC) For the first block a 128-bit initialisation vector (IV) is used. For DCF files, the IV is included in the OMADRMDData as a prefix of the encrypted data. For non-streamable PDCF files, the IV is included in the <i>IV</i> field of the OMADRMAUHeader and the <i>IVLength</i> field in the OMADRMAUFormatBox MUST be set to 16. Padding according to RFC 2630
AES_128_CTR	0x02	AES symmetric encryption as defined by NIST [AES] 128 bit keys Counter mode (CTR) The counter block has a length of 128 bits. For DCF files, the initial counter value is included in the OMADRMDData as a prefix of the encrypted data. For non-streamable PDCF files, the initial counter value is included in the <i>IV</i> field of the OMADRMAUHeader and the <i>IVLength</i> field in the OMADRMAUFormatBox MUST be set to 16. For each cipherblock the counter is incremented by 1 (modulo 2^{128}). No padding.

Rights Issuers should take care in using NULL *EncryptionMethod* because, given a null-encrypted Media Object within a DCF or PDCF, the following statements hold true:

- Null-encrypted Media Objects do not have any Confidentiality protection.
- Null-encrypted Media Objects can always be used without an associated Rights Object.
- Null-encrypted Media Objects may not have any integrity protection.

5.2.1.3 PaddingScheme Field

The *PaddingScheme* parameter defines how the last block of ciphertext is padded. Values of the *PaddingScheme* field are defined in the table below:

Table 2: PaddingScheme values

Padding-Scheme	Value	Semantics
None	0x00	No padding (e.g. when using NULL or CTR algorithm).
RFC_2630	0x01	Padding according to RFC 2630.

5.2.1.4 PlaintextLength Field

The *PlaintextLength* field defines the length of the original plaintext. In the case of DCF and if the content is encrypted, it MUST have a *PlaintextLength* value set. If the extracted content length does not match the *PlaintextLength* field value, it is an error and the Content Object MUST be discarded. In a progressive download scenario, the DRM Agent can verify the *PlaintextLength* only after the complete Content Object has been received and possibly after content use has started.

In the case of PDCF the *PlaintextLength* MUST be zero. DRM Agents should ignore the *PlaintextLength* for PDCF files; instead they should use the relevant ISO Base Media boxes to identify track properties.

5.2.1.5 ContentIDLength Field

The *ContentIDLength* field defines the number of bytes occupied by the *ContentID* field. The value MUST be greater than zero. A Device MUST support ContentIDs of at least 256 bytes. For best interoperability, content author should not use a ContentID larger than 256 bytes.

5.2.1.6 RightsIssuerURLLength Field

The *RightsIssuerURLLength* field indicates the number of bytes occupied by the *RightsIssuerURL* field. A Device MUST support RightsIssuerURLs of at least 256 bytes. For best interoperability, content author should not use a RightsIssuerURL larger than 256 bytes.

5.2.1.7 TextualHeadersLength Field

The *TextualHeadersLength* field indicates the number of bytes occupied by the *TextualHeaders* field. Although it is possible with this version of the parent box to implicitly determine the *TextualHeaders* field length from the box length, this might not be the case in future versions. Thus, conforming tools MUST use the *TextualHeadersLength* field. A Device MUST support textual headers of at least 2048 bytes total length.

5.2.1.8 ContentID Field

The *ContentID* field MUST contain a globally unique identifier for this Content Object. Note that even if two or more (P)DCFs contain the same Content Object, the Content Objects will each have a different (and globally unique) ContentID. The value MUST be encoded using US-ASCII encoding.

The value **MUST** be a unique URI according to [RFC2396]. The use of globally unique *ContentID*'s is required for OMA DRM and it is the responsibility of the content author to guarantee the uniqueness of the *ContentID* within their own namespace.

If the Content Object is referenced from a DRM Rights Object, the value of the *ContentID* field **MUST** match the value of the referencing element of the Rights Object as defined in [DRMREL-v2.1]. The ContentID **MUST** be in the 'cid-url' format of [RFC2392].

In the case of multi-part DCFs and multi-track PDCFs the first ContentId in the (P)DCF **MUST** represent the entire file. The entire file is referenced in the [DRM-v2.1] ROAP protocols for associating TransactionIDs and DCF Hash values with particular files. The first track in a multi-track PDCF is the protected track with the lowest integer "track_ID" in the PDCF Track Header Box ('tkhd').

5.2.1.9 RightsIssuerURL Field

The *RightsIssuerURL* field defines the Rights Issuer URL. The Rights Issuer URL **MAY** be used by the consuming Device to obtain Rights for this DRM Content. The mechanism is defined in OMA DRM specification [DRM-v2.1]. The value of the *RightsIssuerURL* field **MUST** be encoded using US-ASCII encoding. The length of this field is indicated by the *RightsIssuerURLLength* field.

The value of the *RightsIssuerURL* **MUST** be a URL according to [RFC2396], and **MUST** be an absolute identifier. The *RightsIssuerURL* **MAY** be empty e.g. if the Content Object is not encrypted.

5.2.2 Textual Headers

The *TextualHeaders* field **MAY** contain additional information about the content.

Textual headers are represented by name value pairs, where name and value are separated with a colon ':' and the pair is terminated with a NULL ('\0') character. A header (name value pair) **MUST NOT** include leading or trailing whitespace (such as \r\n). Further, a header name **MUST NOT** include a colon (':') character, as the first instance or the character will stop scanning for the header name. Header value **MAY** include colon characters as the value is always assumed to continue after the first colon until a NULL character is reached.

The next header name **MUST** begin immediately after the terminating NULL character of the previous header, if *TextualHeadersLength* is greater than the current scanning position. All headers **MUST** have a value, i.e. an empty value is not permitted.

The textual headers field continues until the *TextualHeadersLength* offset or the end of the box is reached. The *TextualHeadersLength* field **MUST** be used to determine the *TextualHeaders* field length.

An example representation of the textual headers:

```
Silent:on-demand;http://myissuer.com/silent?cid=428\0Preview:instant;cid:429@myissuer.com\0
```

Each supported header is defined using augmented Backus-Naur Form (BNF) [RFC2234]. The textual headers are encoded using UTF-8 encoding. Ordering of headers is significant, and the headers **MUST** be in the order of priority, from highest to lowest. This means that e.g. if the textual headers include both Silent and Preview headers, whichever appears first in the field is considered to have priority over the second.

5.2.2.1 Silent header

The *Silent* header is an indication to the client that the Rights Object for this DRM Content can be obtained silently from the Rights Issuer, without user interaction for payments, etc.

```
Silent = "Silent" ":" silent-method ";" parameter
silent-method = token
parameter = silent-rights-url
silent-rights-url = token
```

silent-method	Semantics
----------------------	------------------

“on-demand”	Rights should be acquired silently, on demand when the user chooses to play the content.
“in-advance”	Rights should be acquired in advance, at the earliest opportunity.

The parameter `silent-rights-url` MUST be a URL according to [RFC2396] and a successful request to the URL MUST return a ROAP Trigger, a Download Descriptor or a bundled Download Descriptor and ROAP Trigger as defined in [DRM-v2.1]. If `silent-rights-url` is a HTTP URL and the request fails with error code 404 Not Found [RFC2616], the Device SHOULD NOT make further requests to the URL. If the request fails with some other error, the Device MAY retry the request at a later time.

The parameter `silent-rights-url` MUST be specified on the `Silent` header. The Device MUST use this `silent-rights-url` to obtain rights silently and automatically according to [DRM-v2.1].

5.2.2.2 Preview header

The *Preview* header contains an indication to the client that it is possible to provide a preview for this DRM Content.

If the `preview-method` is “instant”, then the specific media element to be used for preview MUST be indicated using the `preview-element-uri` parameter. In addition, this media element MUST be NULL-encrypted, and as such, MUST have an *EncryptionMethod* header with the `algorithm-id` parameter set to NULL.

```
Preview = "Preview" ":" preview-method (";" parameter )
preview-method = token
parameter = preview-element-uri | preview-rights-url
preview-element-uri = token
preview-rights-url = token
```

Preview-method	Semantics
“instant”	This indicates that one of the elements within this file can be used for preview. If <code>instant</code> method is specified, then <code>preview-element-uri</code> MUST be specified.
“preview-rights”	This indicates that a preview Rights Object can be obtained by requesting it silently from the Rights Issuer, without user interaction If <code>preview-rights</code> method is specified, then <code>preview-rights-url</code> MUST be specified.

The parameter `preview-element-uri` MUST be a unique identifier and a URI according to [RFC2396]. And, it MUST resolve to an element present within the same file.

The parameter `preview-rights-url` MUST be a URL according to [RFC2396] and a successful request to the URL MUST return a ROAP Trigger, a Download Descriptor or a bundled Download Descriptor and ROAP Trigger as defined in [DRM-v2.1]. If `preview-rights-url` is a HTTP URL and the request fails with error code 404 Not Found [RFC2616], the Device SHOULD NOT make further requests to the URL. If the request fails with some other error, the Device MAY retry the request at a later time.

If the `preview-method` is indicated as “instant”, the preview element can be used freely with unlimited use, without acquiring any Rights Objects.

If the `preview-method` is “preview-rights”, then the `preview-rights-url` MUST be indicated as a parameter. When the client connects to the Rights Issuer with this URL, this MUST NOT result in any re-direction.

5.2.2.3 ContentURL header

The *ContentURL* header is used to indicate a location for acquiring the DCF or PDCF. This MAY be used to e.g. download an alternative version of the file if a Device does not support the content types in the current file, such as resolution or codec.

The consuming Device MAY provide the option to forward the ContentURL to other users as an alternative form of superdistribution. The mechanism is defined in OMA DRM specification [DRM-v2.1].

```
ContentURL = "ContentURL" ":" content-url
content-url = token
```

The `content-url` MUST be a URL according to [RFC2396] and MUST be an absolute identifier. The Device MAY access the ContentURL from the DCF and use it to establish e.g. a browsing session without acquiring a Rights Object for the DRM Content.

5.2.2.4 ContentVersion header

The *ContentVersion* header defines the version of the content. This header MAY be used to uniquely identify the incarnation of this DRM Content Object.

```
ContentVersion = "ContentVersion" ":" original-content-identifier ":" version-identifier
original-content-identifier = token
version-identifier = *digit
```

Where `original-content-identifier` MUST be a matching string for all versions of the same Content and `version-identifier` MUST be a number in range 0..65535, incremented by each version.

5.2.2.5 Content-Location header

The *Content-Location* header MAY be used to indicate a relative location for the Content Object. This MAY be used for e.g. referencing purposes within the DCF file or determining a meaningful file name when exporting the Content Object.

```
ContentLocation = "Content-Location" ":" content-uri
content-uri = token
```

The `content-uri` MUST be a file name, relative to the location of the DCF file.

5.2.2.6 Custom headers

Content author MAY insert additional Custom headers to the *TextualHeaders* field. Custom headers MUST follow the generic syntax defined below, encoded using UTF-8 encoding.

```
OtherHeader = Header-name ":" Header-value
Header-name = token
Header-value = token
```

Consuming Devices MUST ignore the headers that they do not recognize.

5.2.2.7 ProfileName header

The *ProfileName* header contains a profile name for this DRM Content. The purpose of a profile name is to define in detail what resources are needed to render this content (e.g. codec, profile and level). Note that this specification does not specify actual profile names.

```
ProfileName = "ProfileName" ":" profile-name-uri
profile-name-uri = token
```

The `profile-name-uri` MUST be a unique identifier and a URI according to [RFC2396]. In addition, it MUST resolve to a profile name specified by some standardisation body (e.g. `"/www.dlna.org/AAC_ISO_320"`).

Content Authors SHOULD insert a ProfileNames box, containing one or more Profile Names in order to provide a simple way whether this content can be rendered on a specific Device or not.

5.2.3 Extended Headers

The *ExtendedHeaders* field MAY include zero or more nested boxes that add functionalities to the common headers. The *ExtendedHeaders* field continues until the end of the parent box is reached.

5.2.3.1 Group ID

The *ExtendedHeaders* field MAY include one instance of the *OMADRMGroupID* Box:

```
aligned (8) class OMADRMGroupID extends FullBox('grpi', version, 0) {
    unsigned int(16) GroupIDLength;           // length of the Group ID URI
    unsigned int(8) GKEncryptionMethod;      // Group Key encryption algorithm
    unsigned int(16) GKLength;               // length of the encrypted Group Key
    char GroupID[GroupIDLength];            // Group ID URI
    byte GroupKey[GKLength];                 // Encrypted Group Key and encryption information
}
```

The *GroupID* value identifies this DCF as part of a group of DCF's whose Rights can be defined in a common group Rights Object instead of (or in addition to) in separate content-specific Rights Objects. The value of *GroupID* MUST be a URI according to [RFC2396] and MUST contain a globally unique identifier. Further the *GroupID* MUST use the URL format of [RFC2392] except the scheme name must be "gid:" The value MUST be encoded using US-ASCII encoding.

Generally each content item in a group will be encrypted with a different content item encryption key. A single additional key (used for the whole group) is used to encrypt each content item encryption key for storage in the *GroupKey* field. This single key is the value of the CEK in an associated group RO. Note that since the Group ID box is part of the OMA DRM container box, it is possible for different content items in a multipart DCF to belong to different groups. The *GKEncryptionMethod* field defines the algorithm used to encrypt the content item encryption keys, as defined in Section 5.2.1.2, and it defines the structure of the *GroupKey* field that can contain, next to the actual encrypted content item encryption key (referred to in Section 5.2.1.2 as 'ciphertext'), additional information such as initialisation vector or initial counter value. The *NULL EncryptionMethod* MUST NOT be used as a *GKEncryptionMethod*.

Table 3: Group ID box fields

Field name	Type	Purpose
GroupIDLength	unsigned int(16)	Length of the Group ID URI field
GKEncryptionMethod	unsigned int(8)	Group Key encryption algorithm
GKLength	unsigned int(16)	Length of the GroupKey field
GroupID	char[]	Group ID URI
GroupKey	byte[EncryptedGKLength]	Encrypted Group Key and additional encryption information such as initialisation vector, counter values, padding as defined in Section 5.2.1.2

5.2.4 Mutable DRM Information Box

The *MutableDRMInformation* box MAY appear in both DCF and non-streamable PDCF.

MutableDRMInformation is not applicable to streamable PDCF. In the OMA DRM system, the *MutableDRMInformation* box is used to include information editable by the Device, and thus is not protected for integrity. A Device MUST ignore the *MutableDRMInformation* box when calculating the DCF hash.

The *MutableDRMInformation* box MUST be located at the top level of the box hierarchy and there MUST NOT be more than one instance of the box per DCF or PDCF. The *MutableDRMInformation* box MAY include free space boxes as defined in ISO base media file format [ISO14496-12] to pre-allocate space for editing. A *MutableDRMInformation* box MUST NOT appear in the beginning of the file, but MAY appear after the last *OMADRMContainer* (see 6.3.1) in DCF and after the movie box in PDCF. Having the *MutableDRMInformation* box as the last box in the file is RECOMMENDED for DCF.

For PDCF the location of the `MutableDRMInformation` should be carefully considered by the Content Issuer. Generally it is preferable to place the `MutableDRMInformation` directly after the Movie Box, this enables Transaction Tracking and Rights Object delivery during Progressive Download. However, if the `MutableDRMInformation` box is after the movie box it will be difficult for the client to insert new Rights Objects into the Rights Object box because if the size of the `MutableDRMInformation` box changes the Device must also update the Chunk Offset Box ('stco') in the PDCF headers. Therefore Content Issuers are recommended to also include a Free Space Box if the `MutableDRMInformation` is placed before the Media Data.

A Device MAY modify, extend, truncate, delete or add the `MutableDRMInformation` box. The contents of the box MUST be interpreted as an array of Boxes, continuing until the end of the parent box.

```
aligned(8) MutableDRMInformation extends Box('mdri') {
    Box    data[];           // array of any boxes and free space
}
```

5.2.4.1 Transaction Tracking Box

The OMA DRM Transaction Tracking Box enables transaction tracking as defined in [DRM-v2.1] section 15.3. The `OMADRMTransactionTracking` box MUST include a single *TransactionID* value as defined below. It MAY appear in both DCF and PDCF.

```
aligned(8) class OMADRMTransactionTracking extends FullBox('odtt', 0, 0) {
    char    TransactionID[16]; // value to enable transaction tracking
}
```

Table 4: OMA DRM transaction tracking header field

Field name	Type	Purpose
TransactionID	char[16]	TransactionID of the DCF or PDCF respectively

The Rights Issuer MAY provide any value as a *TransactionID* to the DRM Agent during the Rights acquisition process and the *TransactionID* included in the DRM Container may be changed by the DRM Agent as defined in [DRM-v2.1]. When packaging content, the *TransactionID* MAY be set to an arbitrary value.

As per [DRM-v2.1] section 15.3 the DRM Agent does not need to generate the `OMADRMTransactionTracking` box, nor does the DRM Agent ever need to modify the size of the box.

5.2.4.2 Rights Object Box

The rights object box MAY be used to insert a Protected Rights Object, defined in [DRM-v2.1] section 5.3.9, into a DCF or PDCF. A `MutableDRMInformation` box MAY include zero or more Rights Object boxes. The Rights Object is treated as binary data and a Device MAY add or delete Rights Object boxes in the `MutableDRMInformation` box.

```
aligned(8) class OMADRMRightsObject extends FullBox('odrb', 0, 0) {
    byte    Data[];           // binary Rights Object
}
```

Table 5: OMA DRM Rights Object box fields

Field name	Type	Purpose
Data	byte[]	A Rights Object as binary data

5.2.4.3 User-Data Box

A `MutableDRMInformation` box MAY include one or more User-Data boxes ('udta'), as defined in 6.3.2.3.

The insertion of a User-Data box in the `MutableDRMInformation` box allows Users and Devices to add to and edit the metadata associated with DRM Content.

The corresponding DRM Content is identified by the ContentID sub-box.

When available the Device SHALL use the metadata information stored in the User-Data box in the *MutableDRMInformation* box, instead of the equivalent metadata information stored in the User-Data box in the *OMADRMDiscreteHeaders* box.

If it is desirable to allow User editing of metadata information, it is RECOMMENDED that the appropriate free space boxes in the *MutableDRMInformation* box are inserted to facilitate User and Device edits.

5.2.4.3.1 ContentID sub-box

```

•   aligned(8) class OMADRMContentID extends FullBox('ccid', version, 0) {
•       unsigned int(16)      ContentIDLength;      // Length of ContentID field in bytes
•       char                  ContentID[];          // Content ID string
•   }

```

The ContentID box ('ccid') contains the unique identifier for the Content Object the metadata are associated with.

The value of the *ContentID* MUST be the value of the ContentID stored in the Common Headers for this Content Object.

There MUST be exactly one *ContentID* sub-box per User-Data box, as the first sub-box in the container.

Table 6: ContentID box

Field name	Type	Purpose
ContentIDLength	unsigned int(16)	Length of ContentID field in bytes
ContentID	char[]	Content ID string

5.2.4.3.2 Other User-Data sub-boxes

The User-Data box in the *MutableDRMInformation* MAY include any User-Data sub-boxes as defined in 6.3.2.3.

5.3 DCF Hash Calculation

Content Objects MAY be protected for integrity by including a DCF hash into a Rights Object or ROAP request. Since (P)DCF MAY include structures editable by the Device, these structures are excluded from hash calculation. The DCF hash MUST be calculated from the beginning of the DCF to the end of the last *OMADRMContainer*, ignoring the *MutableDRMInformation* box. PDCF hash MUST be calculated from the beginning of the PDCF, skipping the *MutableDRMInformation* box after the movie box, or end of file in case there is no *MutableDRMInformation* box present.

6. Discrete Media Profile (DCF)

This section defines the DRM Content Format for Discrete Media.

6.1 DCF MIME Type

The MIME type for objects conforming to the format defined in this section MUST be

```
application/vnd.oma.drm.dcf
```

By default file extension SHOULD be “.odf”, however, to allow for systems that use file extensions to indicate the type of content without requiring the parsing of the DCF headers a DCF MAY also have an “.o4a” or “.o4v” extension. Here an “.o4a” indicates that the default media type of the Content Object(s) in the DCF is music whilst an “.o4v” indicates that the default media type is video..

- If the default media type of the Content Object(s) in the DCF is music then the DCF file extension SHOULD be “.o4a”.
- If the default media type of the Content Object(s) in the DCF is video then the DCF file extension SHOULD be “.o4v”
- For all other media types the DCF file extension MUST be “.odf”.

The DCF file extension MUST be either “.odf”, “.o4a” or “.o4v”. For DCFs that contain multiple OMA DRM Containers the default media type is defined to be the media type of the first OMA DRM Container as specified in section 6.4.

6.2 DCF File Format

The structure of the Discrete Media profile of DRM Content Format (DCF) MUST be according to the structure definitions below.

A DCF file MUST include at least one `OMADRMContainer` box. The `OMADRMContainer` box is a container for a single Content Object and its associated headers. It MUST appear on the top level, i.e. to conform to this specification, it MUST NOT be nested inside another data type. There MAY exist multiple `OMADRMContainer` boxes in a file, but one MUST immediately follow the file header, and they all MUST be located on the top level in the nesting structure.

The *version* indicator field in each box MUST be 0 for files conforming to this specification. All numeric fields in the format MUST be stored in network byte order.

6.2.1 OMA Constraints on ISO Format

In files conforming to this specification, box *size* MUST be greater than 1 unless otherwise specified and the *extended_type* MUST NOT be used in the mandatory boxes. Some of the mandatory boxes MUST support the 64 bit length field and for those boxes, *size* field MUST be set to 1. Also note that in some earlier ISO specifications, the term `atom` was used to describe the file format structures, but the structures specified in this specification are called `boxes` in order to be consistent with current specifications.

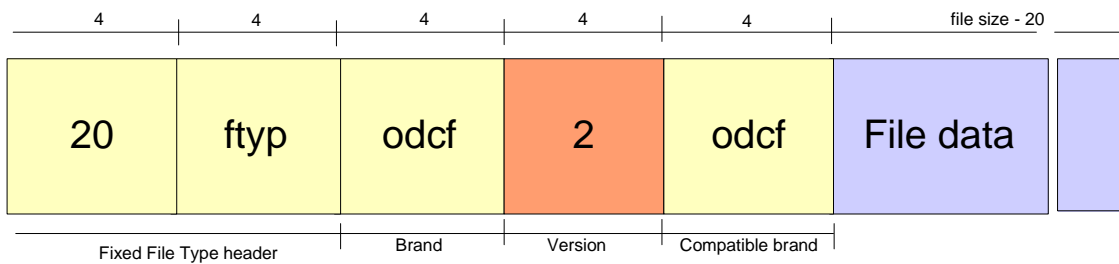
The *FullBox version* is typically started from zero (0), incremented by each revision. The *flags* field MAY be used to include additional information, but SHOULD normally be set to 0, unless otherwise specified. This specification names each supported box to indicate that a box has a defined structure and a purpose in the OMA DRM Content Format.

There are also placeholders for extensions, with only a generic box reference. These extensions may be defined later, and thus a conforming file parser SHOULD skip any extension boxes it does not understand. In addition, all of the toplevel boxes are derived from the `FullBox` type, which supports version information. Later specifications MAY increment the version number if changes are made to any common data structures. Later versions of the boxes defined in this specification should remain backwards compatible with the help of this version indicator. A parser conforming to this specification MAY attempt to parse a box which has a greater version number than this specification, but the conformance is limited to the current version (0) of this specification. A conforming parser MUST check the version number field.

6.2.2 File Branding

The ISO base media file format defines a File Type box for identifying the major brand of the media file along with compatible brands. Files conforming to the Discrete Media profile MUST include a File Type box with the DCF brand as the major brand number and compatible brand to make the File Type box fixed length. The DCF major brand is 32 bits (4 octets) wide with the hexadecimal value 0x6F646366 ('odcf'). This MUST be followed by a four-octet minor version indicator and the DCF brand as the single compatible brand, making the file header a total of 20 octets (160 bits) from the beginning of the file. The minor version field is in network byte order. For files conforming to this version of the DCF specification the version value MUST be 2 (0x00000002). A conforming file parser MUST support the minor version number. It should be noted that future minor versions of the DCF file format might use more compatible brands in the File Type box, changing the file header length. The Figure 1 shows the relationship of the File Type, brand, version and rest of the file content.

Figure 1: DCF file header and body

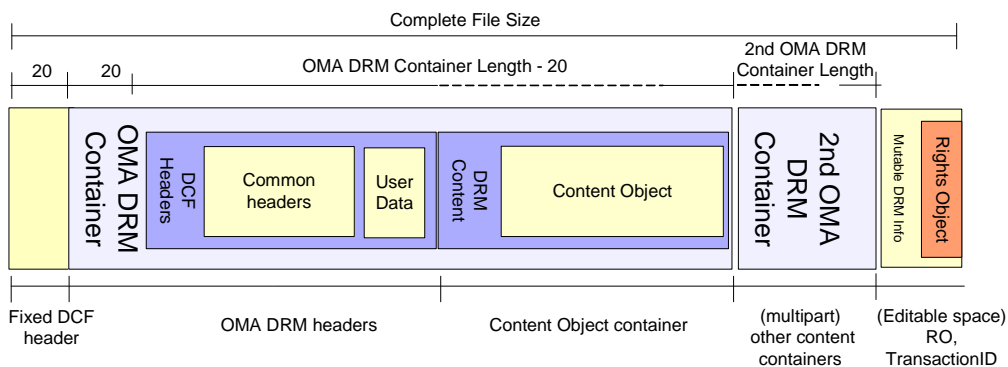


6.3 Overall structure

The high-level overview of the DCF format is depicted in the Figure 2. The mandatory parts of the format include the file header (File Type box with brand number and minor version fields), immediately followed by an OMA DRM Container box. The OMA DRM Container box MUST include a DCF headers box and a Protected Content box.

The design principles for the format include that the DCF headers box is located at a fixed offset from the beginning of the file, and thus, the OMA DRM Container box MUST be the first box after the file header of 20 octets and the DCF headers box MUST be the first box in the OMA DRM Container.

Figure 2: DCF structure



The table below outlines the mandatory boxes and their order. Additional boxes MAY be added after the mandatory boxes have first appeared. Table 7 shows the nesting order of the mandatory boxes, on the left is the parent and on the right, the child. The first column indicates which fields and boxes MUST be present in DCF (marked as 'M') and which boxes MAY appear in the DCF (marked as 'O'). Note that in the table, the second OMA DRM Container box MUST include all the mandatory nested boxes as well.

Table 7: Logical DCF box structure diagram

Present in DCF	Data type/value			Nesting level	Offset from beginning of file	Field purpose
M	Box('ftyp')			0	0	File header (fixed File Type box, 20 bytes)
M	Box('odrm')			0	20	OMA DRM Container box
M		Box('odhe')		1	40	Discrete Media headers box
M			Box('ohdr')	2	53 + ContentTypeLength	OMA DRM Common Headers box
O			Box('udta')	2	53 + ContentTypeLength + Box('ohdr')	ISO User Data box (optional)
M		Box('odda')		1	40 + Box('odhe')	Content Object box
O	Box('odrm')			0		If multipart DCF, additional OMA DRM Container box
O	Box('mdri')			0		Mutable DRM information box
O		Box('odtt')		1		Transaction tracking box
O		Box('odrb')		1		Rights Object container box
O		Box('udta')		1		ISO User Data box (optional)
M			Box('ccid')	2		ContentID reference for the User-Data
O		Box('skip')		1		Additional free space

6.3.1 OMA DRM Container Box

```
aligned(8) class OMADRMContainer extends FullBox('odrm', version, 0) {
    OMADRMDiscreteHeaders ContentHeaders; // Headers for Discrete Media DCF
    OMADRMCContentObject DRMContent; // Actual encrypted content
    Box Extensions[]; // Extensions, to the end of the box
}
```

The OMADRMContainer box MUST include a single OMADRMDiscreteHeaders box and a single OMADRMCContentObject box, followed by optional extensions. The Extensions inside the OMADRMContainer box are defined by OMA. The OMA DRM Container box MUST support 64 bit length attributes, i.e. the *size* attribute MUST be set to 1, and *largesize* MUST be used for determining the box size.

6.3.2 Discrete Media Headers Box

```
aligned(8) class OMADRMDiscreteHeaders extends FullBox('odhe', version, flags) {
    unsigned int(8) ContentTypeLength; // Content Type Length
}
```

```

char          ContentType[];      // Content Type String
OMADRMCommonHeaders  CommonHeaders; // Common headers (same as with PDCF)
if(flags & 0x000001) {
    UserDataBox      UserData;    // ISO User Data Box (optional)
}
}
    
```

The Discrete Media headers box includes fields specific to the DCF format and the Common Headers box, followed by an optional user-data box. There MUST be exactly one OMADRMDiscreteHeaders box in a single OMA DRM Container box, as the first box in the container.

The *ContentType* field indicates the actual media type contained in the OMA DRM container. There MUST be exactly one OMADRMCommonHeaders (see section 5.2.1 for details) box per a single OMADRMDiscreteHeaders box.

Table 8: OMA DRM Discrete Media header fields

Field name	Type	Purpose
ContentTypeLength	Unsigned int(8)	Length of the ContentType field
ContentType	ContentTypeLength octets	The MIME media type of the plaintext data encoded as US-ASCII
CommonHeaders	OMADRMCommonHeaders	OMA DRM Common Headers box as in 5.2.1
UserData	UserDataBox	User Data as defined in 6.3.2.3 (OPTIONAL)

6.3.2.1 ContentType

The *ContentType* field MUST indicate the original MIME media type of the Content Object i.e. what content type the result of a successful extraction of the OMADRMContent box represents. The *ContentType* field is encoded using US-ASCII encoding and MUST NOT include a NULL character.

6.3.2.2 CommonHeaders

The *CommonHeaders* field MUST be the same box as defined in 5.2.1.

6.3.2.3 User-Data

A user-data box ('udta'), as defined in [ISO14496-12], MAY be present in the discrete headers box. When a DCF includes the *UserDataBox*, it MUST be added immediately after the *OMADRMCommonHeaders* box. The presence of the user-data box MUST be indicated with the flag 0x000001 in the containing box header. The user-data box is a container box for informative user data. This user information is formatted as a set of sub-boxes with specific box types that more precisely define their usage. Each of the sub-boxes MAY be included only once unless otherwise noted.

Some of these sub-boxes contain text information, which is metadata, as defined in [TS26.244]. This specification supports a superset of the sub-boxes defined in [TS26.244].

A Device MUST NOT modify any of the sub-boxes in the User-Data box in the *OMADRMDiscreteHeaders*.

The User-Data in the *OMADRMDiscreteHeaders* MAY be protected for integrity by using a DCF hash.

6.3.2.3.1 Basic User-Data sub-boxes

The User-Data box in the *OMADRMDiscreteHeaders* MAY include any User-Data sub-boxes as defined in 3GPP [TS26.244].

The following sub-boxes are currently specified:

- titl – title for the media (see [TS26.244] table 8.1)
- dscp – caption or description for the media (see [TS26.244] table 8.2)
- cpri – notice about organisation holding copyright for the media file (see [TS26.244] table 8.3)
- perf – performer or artist (see [TS26.244] table 8.4)

- auth – author of the media (see [TS26.244] table 8.5)
- gnre – genre (category and style) of the media (see [TS26.244] table 8.6)
- rtng – media rating (see [TS26.244] table 8.7)
- clsf – classification of the media (see [TS26.244] table 8.8)
- kywd – media keywords (see [TS26.244] table 8.9)
- loci – location information (see [TS26.244] table 8.10)
- albm – album title and track number for the media (see [TS26.244] table 8.11)
- yrrc – recording year for the media (see [TS26.244] table 8.12)

Each of those sub-boxes MAY be included zero, one or more time as noted in [TS26.244].

A Device MUST support UTF-8 encoded text and MAY support UTF-16 encoded text in each of these sub-boxes.

6.3.2.3.2 IconURI

```
aligned(8) class OMADRMIconURI extends FullBox('icnu', version, 0) {
    char          IconURI[];          // Icon URI
}
```

The IconURI box ('icnu') contains a URI where an appropriate icon for this content may be retrieved from. The Device MAY request the object at this URI, and if an appropriate content is returned, use this as an icon associated with the content to the user.

The value of the *IconURI* MUST be a URI according to [RFC2396]. It is a string encoded using UTF-8 characters, continuing until the end of the box is reached.

If the DCF is a Multipart DCF, a *IconURI* MAY be a CID reference [RFC2557] within the current file. In this case, the referenced Content Object MUST be NULL-encrypted.

Table 9: IconURI box

Field name	Type	Purpose
IconURI	char[]	URI for an Icon for the content.

6.3.2.3.3 InfoURL

```
aligned(8) class OMADRMInfoURL extends FullBox('infu', version, 0) {
    char          InfoURL[];         // Info URL
}
```

The InfoURL box ('infu') contains a URL where additional information can be found regarding the Content Object. The Device MAY obtain this information prior to using the *RightsIssuerURL* field or after the Rights Object has been obtained.

The value of the *InfoURL* MUST be a URL according to [RFC2396] and MUST be an absolute identifier. It is a string encoded using UTF-8 characters, continuing until the end of the box is reached.

Table 10: InfoURL box

Field name	Type	Purpose
InfoURL	char[]	Location of additional information for the content.

6.3.2.3.4 CoverURI

```
aligned(8) class OMADRMCoverURI extends FullBox('cvru', version, 0) {
    char          CoverURI[];       // Cover URI
}
```

The CoverURI box ('cvru') contains a URI where an appropriate Artwork picture (ex: CD Album Cover, DVD front Cover, ...) for this content MAY be retrieved from. The Device MAY request the object at this URI, and if an appropriate content is returned, use this as an Artwork associated with the content to the User.

The value of the CoverURI MUST be a URI according to [RFC2396]. It is a string encoded using UTF-8 characters, continuing until the end of the box is reached.

If the DCF is a Multipart DCF, a CoverURI MAY be a CID reference [RFC2557] within the current file. The referenced Content Object MAY be DRM protected.

Table 11: CoverURI box

Field name	Type	Purpose
CoverURI	char[]	URI for an ArtWork picture for the content.

6.3.2.3.5 LyricsURI

```

•   aligned(8) class OMADRM LyricsURI extends FullBox('lrcu', version, 0) {
•       char                LyricsURI [];           // Lyrics URI
•   }

```

The LyricsURI box ('lrcu') contains a URI where an appropriate Lyrics text for this content MAY be retrieved from. The Device MAY request the object at this URI, and if an appropriate content is returned, use this as a Lyrics associated with the content to the User.

The value of the LyricsURI MUST be a URI according to [RFC2396]. It is a string encoded using UTF-8 characters, continuing until the end of the box is reached.

If the DCF is a Multipart DCF, the value of the LyricsURI MAY be a CID reference [RFC2557] within the current file. The referenced Content Object MAY be DRM protected.

Table 12: LyricsURI box

Field name	Type	Purpose
LyricsURI	char[]	URI for Lyrics text for the content.

6.3.2.3.6 Custom User-Data sub-boxes

Content author MAY insert additional Custom sub-boxes to the User-Data.

Consuming Devices MUST ignore the User-Data sub-boxes that they do not recognize.

6.3.3 Content Object Box

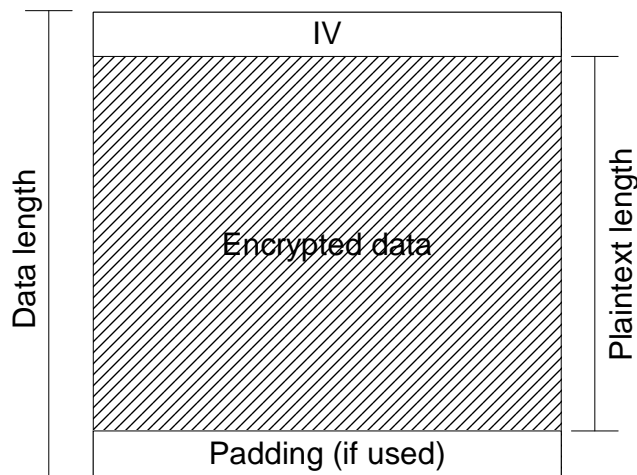
```

aligned(8) class OMADRMContentObject extends FullBox('odda', version, 0) {
    unsigned int(64) OMADRMDataLength;           // Length of the encrypted data plus length of the
                                                IV/counter plus length of optional padding
    byte    OMADRMData[];                       // Encrypted data plus IV/counter plus optional padding
}

```

The Content Object box MUST include only the data length field and data bytes for a single Content Object. Later revisions of this box may include additional fields, so conforming implementations MUST use the *OMADRMDataLength* field to indicate/determine the amount of actual data bytes. The data length includes the Initialisation Vector in the beginning of the encrypted data, as depicted in Figure 3.

Figure 3: Data Length and IV



The Content Object box MUST support the 64 bit size field and thus *size* MUST be set to 1 and *largesize* MUST be used for determining actual box size. The *OMADRMDDataLength* field MAY indicate a length of zero, and the Device MAY try to acquire the actual Content Object by using e.g. the *ContentURL*, if provided.

Table 13: Content Object box

Field name	Type	Purpose
OMADRMDDataLength	Unsigned int(64)	Length of the OMADRMDData field, in octets
OMADRMDData	byte []	Content bytes, as specified by the OMADRMDDiscreteHeaders box

6.3.4 Extended Boxes

Any additional boxes contained in a single OMA DRM container box have not been defined in this specification. A Content Issuer MAY place additional boxes into the *Extensions* but Devices MAY ignore these.

6.4 Multiple OMA DRM Containers

A DCF MAY include more than one OMA DRM Container. Each of these containers MUST conform to the definition of the OMA DRM Container, and MUST be placed sequentially on the top level (i.e. nesting them is not allowed). The media type of Content Object in each these containers MAY BE different. However, the media type of the first OMA DRM Container is considered to be the default media type of the DCF's content.

Each OMA DRM Container MUST have a unique *ContentID* in its headers. This kind of a DCF with multiple Content containers is called a Multipart DCF.

Note that a Multipart DCF is different from a DCF including a Composite Object. A Composite Object (such as MIME multipart, ZIP and so on) is included in a single OMA DRM Container and has only one set of OMA DRM headers associated with it, whereas Multipart DCFs contain multiple OMA DRM Containers each including separate headers associated with the contained content. Multipart DCFs support the association of different rights with individual Media Objects.

6.4.1 Referencing Multipart Objects

As each object in the Multipart DCF has its own ContentID and MAY have a Content-Location header, the CID mechanism from [RFC2557] or the Content-Location mechanism from [RFC2616] MUST be used for referencing objects within the Multipart DCF. The reference MAY then be used in e.g. multimedia presentations to include objects from within the Multipart DCF. Individual Content Objects cannot be referenced from e.g. presentations outside the DCF file.

The ContentID is considered to be internal for the DRM Content Format and DRM Agent, and ContentIDs are referenced from outside the DRM Content Format only to associate it with a Rights Object. Transport protocols MUST define their own mechanisms how to reference to a DRM Content Format file.

6.5 Additional Extensions

Additional extension boxes MAY be added after the first OMA DRM Container. A conforming file parser, which does not recognize the additional boxes, MUST ignore them. However, any extensions MUST be designed in a way that the mandatory parts of this specification are always included and the file remains interoperable with conforming implementations.

7. Continuous Media Profile (PDCF)

The Continuous (Packetised) Media profile is targeted for media content like audio and video. Audio and video files MAY be included in a DCF format, but since the PDCF format has been specifically designed for Continuous Media, it provides additional advantages for those media types.

The PDCF format is an instance of the ISO Base Media File Format [ISO14496-12] that supports encrypted media tracks, which MUST use OMA DRM for key management and MUST include the OMA DRM data structures defined in this specification. Examples of ISO Base Media File Format instantiations are the 3GP format [TS26.244] and 3G2 format [C.S0050].

The PDCF format MAY be used for downloaded content or for hosting streamable content. OMA DRM specifies common data structures for file formats and additional information on top of streaming services. The OMA DRM 2.1 specifications define key management functionality supporting Continuous Media but services can optimise the protocols and codecs in their architecture. Supporting the PDCF format is OPTIONAL for a Device.

7.1 PDCF File format

7.1.1 File branding

The ISO base media file format defines a File Type box for identifying the major brand of the media file along with compatible brands. Files conforming to the Continuous Media profile MUST include a File Type box with the PDCF brand as compatible brand. The PDCF brand is not recommended to be used as a major brand. Note: the major brand for the PDCF should be the same as for the unprotected file. Unlike the File Type box defined for DCF, the File Type box in PDCF does not have a fixed length of 20 bytes.

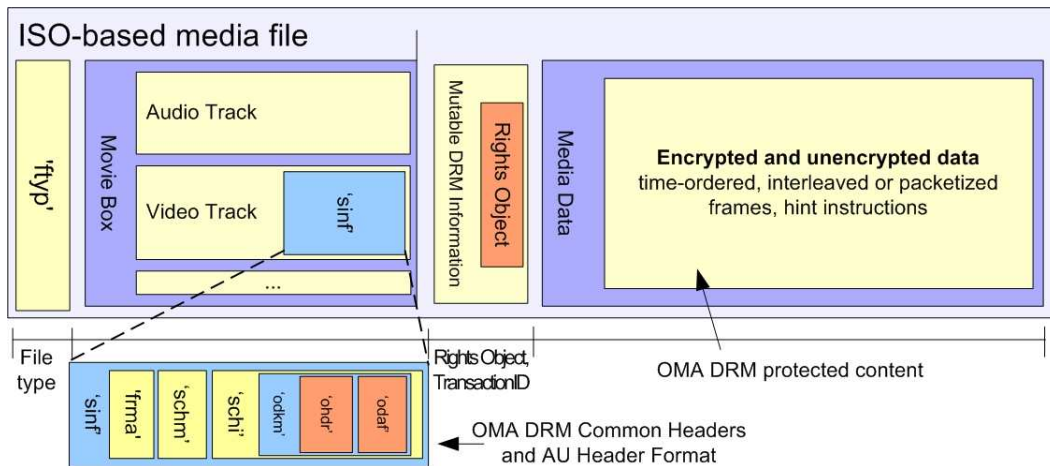
The PDCF brand is 32 bits (4 octets) wide and MUST have the hexadecimal value 0x6F706632 ('opf2'). If the PDCF brand is used as major brand, this is followed by the four-octet minor version indicator. To signalize that the PDCF is conform to this specification, the minor_version MUST have the value 0 (0x00000000). However, higher minor_versions MAY be used in future PDCF specifications to signalize compatible extensions.

7.1.2 Overall structure

This specification defines the OMA DRM key management part of the PDCF format. In the ProtectionSchemeInfoBox (defined in [ISO14496-12]), there is space for a "black box" (SchemeInformationBox) describing the key management governing access to the encrypted media content. In a PDCF file, this box MUST be the OMADRMKMSBox.

The basic PDCF file format data structures are defined by the corresponding base file format specification, and this specification only adds OMA DRM specific structures and parameters. Other DRM mechanisms MAY be used in those file formats supporting encrypted media tracks, but not in PDCF files, as explained in this specification.

Figure 4: Example PDCF Structure



The Figure 4 illustrates how protection information can be stored in a PDCF. It is an example where a video track is protected by placing a ProtectionSchemeInfoBox ('sinf') into a Protected Sample Entry within the track's SampleDescriptionBox ('stsd'). The ProtectionSchemeInfoBox specifies the OMA DRM identifier as the key management system. Each track in a PDCF can be protected by similarly placing a ProtectionSchemeInfoBox into the track.

This version of the specification does not support protection of Meta Data Items in PDCF files; therefore a ProtectionSchemeInfoBox containing an OMADRMKMSBox SHOULD NOT be present in an ItemProtectionBox.

There is a difference between a streamable PDCF and a non-streamable PDCF. A streamable PDCF MUST conform to the server profile of the file format specification, and the media data is stored as packets. In a non-streamable PDCF, media data is stored as samples. An *access unit* is a group of one or more samples.

The encryption process changes both packet and sample formats from the original plaintext. The file format may support also other DRM key management systems than OMA DRM 2.1, but the encrypted access unit format is specific to OMA DRM. Thus, in the encryption process, non-streamable PDCFs MUST have the OMADRMHeader (see 7.1.6) inserted before each access unit.

7.1.3 DRM Scheme Type

The SchemeTypeBox includes information on which DRM system is being used to manage keys and decryption of the content. As the media file format MAY support also other key management systems than OMA DRM, the key management system in use is indicated by a 4CC in the SchemeType field [ISO14496-12].

Table 14: PDCF Scheme Type for OMA DRM

SchemeType	Value	Semantics
OMA DRM	'odkm'	OMA DRM is used for key management in the PDCF.

Table 15: PDCF Scheme Version for OMA DRM

SchemeVersion	Value	Semantics
OMA DRM 2.0	0x00000200	OMA DRM version is 2.0

For PDCF files conforming to this specification, the *SchemeType* MUST be the 4CC 'odkm', and *SchemeVersion* MUST be 0x00000200 (version 2.0). If OMA DRM key management scheme 'odkm' is indicated, then the file is a PDCF and MUST contain at least one OMADRMKMSBox. A PDCF MUST support only OMA DRM for the key management system.

7.1.4 Scheme Information

The *SchemeInformationBox* ('schi') is used to carry DRM key management system specific information, thus it is only a container box. For OMA DRM, this box MUST include exactly one OMADRMKMSBox, as the first sub-box.

7.1.5 OMA DRM Key Management System

There MAY be several instances of the OMADRMKMSBox in a PDCF file, exactly one per each protected track.

```
aligned(8) class OMADRMKMSBox extends FullBox('odkm', version, 0) {
    OMADRMCommonHeaders      Headers;           // Common headers box
    OMADRMAUFormatBox        AUFormat;
}
```

Table 16: OMA DRM Headers in PDCF

Field name	Type	Purpose
Headers	OMADRMCommonHeaders	OMA DRM Common headers as defined in 5.2.1.

Contained in the OMADRMKMSBox there MUST be:

- one OMADRMCommonHeaders box. The common headers box is exactly as defined in section 5.2.1
- one OMADRMAUFormatBox, as the second sub-box.

7.1.5.1 Common Headers

The Common headers box is exactly the same as defined in section 5.2.1.

7.1.5.2 Access Unit Format Box

The OMADRMAUFormatBox is used to indicate the format of the OMADRMAUHeader which is placed on media access units.

```
aligned(8) class OMADRMAUFormatBox extends FullBox('odaf', 0, 0) {
    bit(1) SelectiveEncryption;
    bit(7) reserved;           // Must be zero
    unsigned int(8) KeyIndicatorLength; // Must be zero
    unsigned int(8) IVLength;
}
```

Where

SelectiveEncryption: Describes the use of Selective Encryption (refer [TS26.234] Annex K). If this field is set to 1, each OMADRMAUHeader contains the field EncryptedAU indicating whether the AU is encrypted or not. If the SelectiveEncryption field is set to 0, all AUs are encrypted and no EncryptedAU field appears in the OMADRMAUHeader.

IVLength: Describes the size of the initialisation vector (or initial counter value) in bytes. This length should be consistent with the algorithms used and indicated in Table 1.

KeyIndicatorLength: Describes the size of the key indicator in bytes. In this version of the specification, the value of *KeyIndicatorLength* is 0.

In case the *OMADRMAUFormatBox* is omitted the default values for the fields are:

SelectiveEncryption: 1 (enabled)

KeyIndicatorLength: 0

IVLength: default value is as per the encryption mode (see section 5.2.1.2)

7.1.6 Access Unit Format Header

The *Access Unit Format* specifies the format for each access unit protected by OMA DRM. A media file format specifies the layout of the media data as samples, but the encryption/decryption process requires additional information carried in each access unit. The additional information is dependent on the DRM key management used. OMA DRM specifies its own access unit header, which **MUST** precede the codec-specific sample data in each access unit.

```
aligned(8) class OMADRMAUHeader {
    if( SelectiveEncryption == 1 ) {
        bit(1) EncryptedAU;           // Encryption indicator
        bit(7) reserved;             // Must be zero
    }
    else
        EncryptedAU = 1;
    if( EncryptedAU == 1 ) {
        unsigned int(8 * IVLength) IV;
        unsigned int(8 * KeyIndicatorLength) KeyIndicator;
    }
}
```

Note that the parameter “SelectiveEncryption” is described in the *OMADRMAUFormatBox* in Section 7.1.5.2.

Table 17: PDCF Access Unit Format

Field name	Type	Purpose
EncryptedAU	bit(1)	Encryption Indicator for the access unit.
IV	unsigned int(8 * IVLength)	Initialisation vector (or initial counter value)
KeyIndicator	unsigned int(8 * KeyIndicatorLength)	In this version of the specification, this field is not present as <i>KeyIndicatorLength</i> is zero.

Table 18: EncryptedAU Indicator values

EncryptedAU	Value	Semantics
None	0	Access unit is not encrypted.
Encrypted	1	Access unit is encrypted.

When encrypting PDCF Content, the `OMADRMHeader` information **MUST** be added to the processed access unit. Note that if the `EncryptionMethod` field in the `OMADRMCommonHeaders` box is set to `NULL`, both *SelectiveEncryption* and *IVLength* are set to 0. A playing Device uses the header information for decryption purposes and is able to extract the actual sample(s).

7.2 PDCF Streaming format (INFORMATIVE)

This section and its subsections are informative. This section describes how OMA DRM is applied to streaming content, especially in conjunction with a streaming service such as the 3GPP Packet switched Streaming Service (PSS) [TS26.234] or the 3GPP2 MSS [C.S0045].

Streaming DRM Content is leveraging the PDCF file format and widely deployed standard streaming protocols. DRM Content is transferred over a real time streaming protocol as encrypted packets, which include the original payload. The encrypted payload wrapper format **MAY** be used in any streaming service using RTSP streaming [RFC2326], SDP signalling [RFC2327] and RTP transport [RFC3550].

Supporting the PDCF streaming is **OPTIONAL**, even if PDCF format is supported. A multimedia streaming session **MAY** consist of protected PDCF tracks and unprotected tracks.

Streaming protected tracks is signalled through SDP parameters, using information contained in the sample format entries of the PDCF file. A streaming server derives network packets from a *hint track* in the media file.

The streamable PDCF profiles are defined by each service supporting OMA DRM. In conjunction with the streamable file format, an end-to-end streaming service such as [TS26.234] or [C.S0045] **MUST** specify the RTP payload format used and mechanisms for signalling OMA DRM and encryption parameters. This specification defines the OMA DRM parameters that **MUST** be signalled in a streaming session.

7.2.1 RTP Payload

The RTP payload format consists of two parts: the payload wrapper and the actual media payload. The media payload (e.g. H.263 video) is packetised according to the appropriate standard, encrypted as required, and stored as packets in the PDCF file. The encrypted payload wrapper includes a header with additional signalling information, such as *Selective Encryption* indicator and initial vector for the packet. With this mechanism, one encrypted payload specification is used to protect any standard RTP payload. Also a benefit of the wrapper format is that the DRM system is fully functional in networks supporting basic RTP profiles, and thus not placing requirements on existing network configurations.

7.2.2 Session signalling

For PDCF streaming, the session descriptors (SDP files) **MUST** include information about the wrapper payload. The format parameters for the wrapper format are used to signal e.g. *DRM Key Management Specific* parameters and *Encryption Parameters*.

Each streaming service supporting PDCF streaming must allocate space for signalling OMA DRM *Key Management Specific* headers. In the *SDP Encryption Parameters*, PDCF streaming **MUST** support the AES 128 cipher in counter mode. If the *Selective Encryption* feature is disabled for a track, the Device **MUST** discard all packets belonging to this track where the encryption indicator is 'false' (unencrypted).

The *Key Management Specific* parameters **MUST** include the mandatory OMA DRM headers, as name value pairs. These parameters **MUST** be derived from the key management box in PDCF.

Table 19: Required OMA DRM specific parameters

Parameter name	Purpose
ContentID	ContentID for the protected track
RightsIssuerURL	The RightsIssuerURL for fetching Rights

Other headers MAY be added to the key management specific parameters, and a consuming Device MUST pass them to the DRM Agent. The DRM Agent will then act accordingly and acquire Rights for the stream as appropriate. The semantics of the headers are the same as the common headers defined in section 5.2.

Appendix A. Change History

(Informative)

A.1 Approved Version History

Reference	Date	Description
n/a	n/a	No prior version –or- No previous version within OMA
OMA-xyyz-V1_0-20021001-A	01 Oct 2002	Initial document to address the basic starting point Ref TP Doc# OMA-TP-2002-1234-xyyzForApproval
OMA-xyyz-V1_1-20030405-A	05 Apr 2003	description of changed Ref TP Doc# OMA-TP-2003-0321-xyyzV1_1forApproval

A.2 Draft/Candidate Version 2.1 History

Document Identifier	Date	Sections	Description	
Draft Versions OMA-TS-DRM-DCF-V2_1	23 May 2006		1 st Draft	
	15 Sep 2006		2 nd Draft including Metadata (0309) and DCF file extensions (0308R01) CRs	
	10 Nov 2006		3 rd Draft including GroupID (0438) CR	
	30 Nov 2006		4 th Draft including (0444, 0470)	
	03 Jan 2007	5.2.1.8 2.1 5.2.1.5 5.2.4 7.1 7.1.3.2 7.1.3 App B 7.1.4	Minor updates: OMA-DLDRM-2006-0275-CR_DRM_V2_Content_ID_uniqueness OMA-DLDRM-2006-0352-CR_DCF_V2_0_Reference_Correction OMA-DLDRM-2006-0423-CR_PDCF_and_PlainTextLength OMA-DLDRM-2006-0425-CR_OMADRMAUFormatBox_reserved_values OMA-DLDRM-2006-0429R03-CR_PDCF_DefaultValues_SelectiveEncryption OMA-DLDRM-2006-0286R02-CR_PDCF_file_format_fix_and_alignment OMA-DLDRM-2006-0289-CR_PDCF_Constant_Correction OMA-DLDRM-2006-0492R01-CR_KeyIndicator_not_present	
	15 Jan 2007	Figure 4	2007 template Minro updates OMA-DLDRM-2006-0424R02-CR_PDCF_and_Mutable_DRM_Information	
	17 Apr 2007	7.1.6 5.2.2.7 7.1.1 5.2.1.2 5.2.1.2 all	OMA-DLDRM-2006-0426R01-CR_PDCF_Access_Unit_Format_Table_16_update OMA-DRM-2007-0046-CR_CommentD005_Profile_Info_In_DCFHeader_opt1 OMA-DRM-2007-0118R02-CR_PDCF_branding_v2.1 OMA-DRM-2007-0122-CR_v2_1_NULL_Encryption_ OMA-DRM-2007-0123-CR_v2.1_Encryption_Modes_IV Other Consistency Review comments	
	04 May 2007	7.1.2	OMA-DRM-2007-0165R01-CR_ProtectionSchemeInfo_Box_Explanation	
	25 May 2007	5.2.1.8 5	OMA-DRM-2007-0172R02-CR_Identification_of_Multi_Track_PDCF OMA-DRM-2007-0236-CR_DRM_2.1_DCF_Backwards_compatibility	
	19 Jun 2007	Table 19	OMA-DRM-2007-0256-CR_DRMv2.1_4CC_codes_for_P_DCF	
	22 Jun 2007	All	Cleanup in preparation for Approval as Candidate	
	Candidate version OMA-TS-DRM-DCF-V2_1	24 Jul 2007	n/a	Status changed to Candidate by TP TP ref# OMA-TP-2007-0273- INP_DRM_V2_1_ERP_for_Candidate_approval
	Draft Version OMA-TS-DRM-DCF-V2_1	04 Jul 2008	All	2008 template OMA-DRM-2008-0256R01- CR_DRM_2_1_New_DCF_TS_Section_on_Versions.doc
Candidate version OMA-TS-DRM-DCF-V2_1	05 Aug 2008	n/a	Status changed to Candidate by TP TP ref# OMA-TP-2008-0291- INP_DRM_V2_1_ERP_for_Candidate_re_approval	

Appendix B. Static Conformance Requirements (Normative)

The notation used in this appendix is specified in [IOPPROC].

B.1 Client Conformance Requirements

Item	Function	Reference	Status	Requirement
DRM-DCF-CLI-1	DCF support	6	M	
DRM-DCF-CLI-2	PDCF support	7	O	(DRM-DCF-CLI-25 AND DRM-DCF-CLI-26 AND DRM-DCF-CLI-27 AND DRM-DCF-CLI-28 AND DRM-DCF-CLI-29 AND DRM-DCF-CLI-30 AND DRM-DCF-CLI-31 AND DRM-DCF-CLI-32 AND DRM-DCF-CLI-33 AND DRM-DCF-CLI-34) AND (DRM-DCF-CLI-23 OR DRM-DCF-CLI-24)
DRM-DCF-CLI-3	AES128CBC encryption algorithm	5.2.1.2	M	
DRM-DCF-CLI-4	AES128CTR mode encryption algorithm	5.2.1.2	O	
DRM-DCF-CLI-5	Ignore unsupported boxes	5.1	M	
DRM-DCF-CLI-6	Common headers	5.2.1	M	
DRM-DCF-CLI-7	Textual headers	5.2.2	M	
DRM-DCF-CLI-8	GroupID	5.2.3.1	M	
DRM-DCF-CLI-9	Mutable DRM Information box	5.2.4	M	
DRM-DCF-CLI-10	Transaction Tracking box	5.2.4.1	M	
DRM-DCF-CLI-11	Rights Object box	5.2.4.2	M	
DRM-DCF-CLI-12	ISO format constraints	6.2.1	M	
DRM-DCF-CLI-35	User-Data box in Mutable DRM Information box	5.2.4.3	O	
DRM-DCF-CLI-13	FullBox version	6.2.1	M	
DRM-DCF-CLI-14	DCF header	6.2.2	M	
DRM-DCF-CLI-15	OMA DRM container box	6.3.1	M	
DRM-DCF-CLI-16	Discrete headers box	6.3.2	M	
DRM-DCF-CLI-17	User-Data box in Discrete headers box	6.3.2.3	M	
DRM-DCF-CLI-18	Content Object box	6.3.2.3.4	M	
DRM-DCF-CLI-19	Multipart DCF	6.4	M	
DRM-DCF-CLI-20	Extension boxes	6.3.4	O	
DRM-DCF-CLI-21	UTF-8 character encoding for 3GPP asset information	6.3.2.3	M	
DRM-DCF-CLI-22	UTF-16 character encoding for 3GPP asset information	6.3.2.3	O	

B.2 Client Conformance Requirements For The PDCF Format

Item	Function	Reference	Status	Requirement
DRM-DCF-CLI-23	3GPP conformance	7	O	Conform to [TS26.244]
DRM-DCF-CLI-24	3GPP2 conformance	7	O	Conform to [C.S0050]
DRM-DCF-CLI-25	OMA DRM key management	7.1.5	O	
DRM-DCF-CLI-26	OMA DRM scheme	7.1.3	O	
DRM-DCF-CLI-27	Common headers	5.2.1	O	
DRM-DCF-CLI-28	AES128CTR mode encryption algorithm	5.2.1.2	O	

Item	Function	Reference	Status	Requirement
DRM-DCF-CLI-29	Textual headers	5.2.2	O	
DRM-DCF-CLI-30	GroupID	5.2.3.1	O	
DRM-DCF-CLI-31	Mutable DRM Information box	5.2.4	O	
DRM-DCF-CLI-32	Transaction Tracking box	5.2.4.1	O	
DRM-DCF-CLI-33	Rights Object box	5.2.4.2	O	
DRM-DCF-CLI-34	OMA DRM access unit format	7.1.6	O	
DRM-DCF-CLI-36	User-Data box in Mutable DRM Information box	5.2.4.3	O	

Appendix C. Reserved Numbers (Informative)

This Appendix lists common 4CC constants used in DCF and PDCF formats. The tables list only 4CC constants specified by OMA.

Table 20: Reserved identifier constants in the DCF format

4CC	Reference	Purpose
'ohdr'	5.2.1	Common headers box
'mdri'	5.2.4	Mutable DRM Information box
'grpi'	5.2.3.1	Group ID box
'odtt'	5.2.4.1	Transaction Tracking box
'odrb'	5.2.4.2	Rights Object box
'odcf'	6.2.2	File brand
'odrm'	6.3.1	OMA DRM Container box
'odhe'	6.3.2	Headers box for the Discrete Media profile box
'icnu'	6.3.2.3.2	Icon URI
'infu'	6.3.2.3.3	Info URL
'cvru'	6.3.2.3.4	Cover URI
'lrcu'	6.3.2.3.5	Lyrics URI
'odda'	6.3.2.3.4	Content Object box

Table 21: Reserved OMA DRM specific identifier constants in the PDCF format

4CC	Reference	Purpose
'grpi'	5.2.3.1	Group ID box
'mdri'	5.2.4	Mutable DRM Information box
'odtt'	5.2.4.1	Transaction Tracking box
'odrb'	5.2.4.2	Rights Object box
'ocid'	5.2.4.3.1	ContentID box
'icnu'	6.3.2.3.2	Icon URI
'infu'	6.3.2.3.3	Info URL
'ocru'	6.3.2.3.4	Cover URI
'olcu'	6.3.2.3.5	Lyrics URI
'odkm'	7.1.4, 7.1.5	OMA DRM scheme type, OMA DRM scheme information box identifier

'ohdr'	7.1.5.1	Common headers box
'odaf'	7.1.3.2	Access Unit Format box