



RESTful bindings for Parlay X Web Services – Audio Call

Candidate Version 1.0 – 11 Jan 2011

Open Mobile Alliance
OMA-TS-ParlayREST_AudioCall-V1_0-20110111-C

Use of this document is subject to all of the terms and conditions of the Use Agreement located at <http://www.openmobilealliance.org/UseAgreement.html>.

Unless this document is clearly designated as an approved specification, this document is a work in process, is not an approved Open Mobile Alliance™ specification, and is subject to revision or removal without notice.

You may use this document or any part of the document for internal or educational purposes only, provided you do not modify, edit or take out of context the information in this document in any manner. Information contained in this document may be used, at your sole risk, for any purposes. You may not use this document in any other manner without the prior written permission of the Open Mobile Alliance. The Open Mobile Alliance authorizes you to copy this document, provided that you retain all copyright and other proprietary notices contained in the original materials on any copies of the materials and that you comply strictly with these terms. This copyright permission does not constitute an endorsement of the products or services. The Open Mobile Alliance assumes no responsibility for errors or omissions in this document.

Each Open Mobile Alliance member has agreed to use reasonable endeavors to inform the Open Mobile Alliance in a timely manner of Essential IPR as it becomes aware that the Essential IPR is related to the prepared or published specification. However, the members do not have an obligation to conduct IPR searches. The declared Essential IPR is publicly available to members and non-members of the Open Mobile Alliance and may be found on the “OMA IPR Declarations” list at <http://www.openmobilealliance.org/ipr.html>. The Open Mobile Alliance has not conducted an independent IPR review of this document and the information contained herein, and makes no representations or warranties regarding third party IPR, including without limitation patents, copyrights or trade secret rights. This document may contain inventions for which you must obtain licenses from third parties before making, using or selling the inventions. Defined terms above are set forth in the schedule to the Open Mobile Alliance Application Form.

NO REPRESENTATIONS OR WARRANTIES (WHETHER EXPRESS OR IMPLIED) ARE MADE BY THE OPEN MOBILE ALLIANCE OR ANY OPEN MOBILE ALLIANCE MEMBER OR ITS AFFILIATES REGARDING ANY OF THE IPR'S REPRESENTED ON THE “OMA IPR DECLARATIONS” LIST, INCLUDING, BUT NOT LIMITED TO THE ACCURACY, COMPLETENESS, VALIDITY OR RELEVANCE OF THE INFORMATION OR WHETHER OR NOT SUCH RIGHTS ARE ESSENTIAL OR NON-ESSENTIAL.

THE OPEN MOBILE ALLIANCE IS NOT LIABLE FOR AND HEREBY DISCLAIMS ANY DIRECT, INDIRECT, PUNITIVE, SPECIAL, INCIDENTAL, CONSEQUENTIAL, OR EXEMPLARY DAMAGES ARISING OUT OF OR IN CONNECTION WITH THE USE OF DOCUMENTS AND THE INFORMATION CONTAINED IN THE DOCUMENTS.

© 2011 Open Mobile Alliance Ltd. All Rights Reserved.

Used with the permission of the Open Mobile Alliance Ltd. under the terms set forth above.

Contents

1. SCOPE	10
2. REFERENCES.....	11
2.1 NORMATIVE REFERENCES.....	11
2.2 INFORMATIVE REFERENCES	11
3. TERMINOLOGY AND CONVENTIONS	12
3.1 CONVENTIONS	12
3.2 DEFINITIONS.....	12
3.3 ABBREVIATIONS	12
4. INTRODUCTION.....	13
4.1 VERSION 1.0.....	13
5. AUDIO CALL API DEFINITION	14
5.1 RESOURCES SUMMARY	14
5.2 AUDIO CALL PARLAYREST API DATA STRUCTURES.....	19
5.2.1 Type: DigitConfig	19
5.2.2 Type: RecConfig	19
5.2.3 Type: PlayConfig	19
5.2.4 Type: MessageStatusList	20
5.2.5 Type: MediaMessageStatus.....	20
5.2.6 Type: MessageList	20
5.2.7 Type: TextMessage	21
5.2.8 Type: MediaMessage	22
5.2.9 Type: AudioMessage	23
5.2.10 Type: VideoMessage.....	23
5.2.11 Type: VoiceXMLMessage.....	23
5.2.12 Type: InteractionList.....	24
5.2.13 Type: DigitCapture.....	24
5.2.14 Type: RecordingCapture	25
5.2.15 Enumeration: MessageStatus	26
5.2.16 Enumeration: AnnouncementFormat	26
5.2.17 Values of the Link “rel” attribute.....	26
5.3 SEQUENCE DIAGRAMS	27
5.3.1 Play Audio Message and Check Status.....	27
5.3.2 Play Audio Message and Terminate the Playing of the Message.....	28
5.3.3 Play Media and Collect Digits	29
5.4 RESOURCE: ALL AUDIO CALL MESSAGES.....	30
5.4.1 Request URI variables.....	30
5.4.2 Response Codes	30
5.4.2.1 Response Codes.....	30
5.4.2.2 Exception fault codes.....	30
5.4.3 GET.....	30
5.4.3.1 Example: Retrieving a list of all active audio call messages (Informative).....	30
5.4.3.1.1 Request	30
5.4.3.1.2 Response	30
5.4.4 PUT	32
5.4.5 POST.....	33
5.4.6 DELETE	33
5.5 RESOURCE: AUDIO CALL TEXT MESSAGES.....	33
5.5.1 Request URI variables.....	33
5.5.2 Response Codes	33
5.5.2.1 Response Codes.....	33
5.5.2.2 Exception fault codes.....	33
5.5.3 GET.....	33
5.5.3.1 Example: Retrieving a list of all active audio call text messages (Informative).....	33

5.5.3.1.1	Request	33
5.5.3.1.2	Response	33
5.5.4	PUT	34
5.5.5	POST	34
5.5.5.1	<i>Example 1: Creating an audio call text message, response with copy of created resource (Informative)</i>	34
5.5.5.1.1	Request	34
5.5.5.1.2	Response	35
5.5.5.2	<i>Example 2: Creating an audio call text message, response with location of created resource (Informative)</i>	35
5.5.5.2.1	Request	35
5.5.5.2.2	Response	35
5.5.6	DELETE	36
5.6	RESOURCE: INDIVIDUAL AUDIO CALL TEXT MESSAGE	36
5.6.1	Request URI variables.....	36
5.6.2	Response Codes	36
5.6.2.1	<i>Response Codes</i>	36
5.6.2.2	<i>Exception fault codes</i>	36
5.6.3	GET	36
5.6.3.1	<i>Example: Retrieving an active audio call text message (Informative)</i>	37
5.6.3.1.1	Request	37
5.6.3.1.2	Response	37
5.6.4	PUT	37
5.6.5	POST	37
5.6.6	DELETE	37
5.6.6.1	<i>Example: Terminating an active audio call text message (Informative)</i>	38
5.6.6.1.1	Request	38
5.6.6.1.2	Response	38
5.7	RESOURCE: INDIVIDUAL AUDIO CALL TEXT MESSAGE STATUS	38
5.7.1	Request URI variables.....	38
5.7.2	Response Codes	39
5.7.2.1	<i>Response Codes</i>	39
5.7.2.2	<i>Exception fault codes</i>	39
5.7.3	GET	39
5.7.3.1	<i>Example: Retrieving status of an active audio call text message (Informative)</i>	39
5.7.3.1.1	Request	39
5.7.3.1.2	Response	39
5.7.4	PUT	39
5.7.5	POST	39
5.7.6	DELETE	40
5.8	RESOURCE: AUDIO CALL AUDIO MESSAGES.....	40
5.8.1	Request URI variables.....	40
5.8.2	Response Codes	40
5.8.2.1	<i>Response Codes</i>	40
5.8.2.2	<i>Exception fault codes</i>	40
5.8.3	GET	40
5.8.3.1	<i>Example: Retrieving a list of all active audio call text messages (Informative)</i>	40
5.8.3.1.1	Request	40
5.8.3.1.2	Response	40
5.8.4	PUT	41
5.8.5	POST	41
5.8.5.1	<i>Example: Creating an audio call audio message (Informative)</i>	42
5.8.5.1.1	Request	42
5.8.5.1.2	Response	42
5.8.6	DELETE	43
5.9	RESOURCE: INDIVIDUAL AUDIO CALL AUDIO MESSAGE	43
5.9.1	Request URI variables.....	43
5.9.2	Response Codes	43
5.9.2.1	<i>Response Codes</i>	43
5.9.2.2	<i>Exception fault codes</i>	43
5.9.3	GET	43
5.9.3.1	<i>Example: Retrieving an active audio call audio message (Informative)</i>	43

5.9.3.1.1	Request	43
5.9.3.1.2	Response	43
5.9.4	PUT	44
5.9.5	POST	44
5.9.6	DELETE	44
5.9.6.1	<i>Example: Terminating an active audio call audio message (Informative)</i>	44
5.9.6.1.1	Request	44
5.9.6.1.2	Response	44
5.10	RESOURCE: INDIVIDUAL AUDIO CALL AUDIO MESSAGE STATUS	45
5.10.1	Request URI variables	45
5.10.2	Response Codes	45
5.10.2.1	<i>Response Codes</i>	45
5.10.2.2	<i>Exception fault codes</i>	45
5.10.3	GET	45
5.10.3.1	<i>Example: Retrieving an active audio call audio message status (Informative)</i>	46
5.10.3.1.1	Request	46
5.10.3.1.2	Response	46
5.10.4	PUT	46
5.10.5	POST	46
5.10.6	DELETE	46
5.11	RESOURCE: AUDIO CALL VOICEXML MESSAGES	46
5.11.1	Request URI variables	47
5.11.2	Response Codes	47
5.11.2.1	<i>Response Codes</i>	47
5.11.2.2	<i>Exception fault codes</i>	47
5.11.3	GET	47
5.11.3.1	<i>Example: Retrieving a list of all active audio call VoiceXML messages (Informative)</i>	47
5.11.3.1.1	Request	47
5.11.3.1.2	Response	47
5.11.4	PUT	48
5.11.5	POST	48
5.11.5.1	<i>Example: Creating an audio call VoiceXML message (Informative)</i>	48
5.11.5.1.1	Request	48
5.11.5.1.2	Response	48
5.11.6	DELETE	49
5.12	RESOURCE: INDIVIDUAL AUDIO CALL VOICEXML MESSAGE	49
5.12.1	Request URI variables	49
5.12.2	Response Codes	49
5.12.2.1	<i>Response Codes</i>	49
5.12.2.2	<i>Exception fault codes</i>	49
5.12.3	GET	50
5.12.3.1	<i>Example: Retrieving an active audio call VoiceXML message (Informative)</i>	50
5.12.3.1.1	Request	50
5.12.3.1.2	Response	50
5.12.4	PUT	50
5.12.5	POST	50
5.12.6	DELETE	50
5.12.6.1	<i>Example: Terminating an active audio call VoiceXML message (Informative)</i>	51
5.12.6.1.1	Request	51
5.12.6.1.2	Response	51
5.13	RESOURCE: INDIVIDUAL AUDIO CALL VOICEXML MESSAGE STATUS	51
5.13.1	Request URI variables	51
5.13.2	Response Codes	52
5.13.2.1	<i>Response Codes</i>	52
5.13.2.2	<i>Exception fault codes</i>	52
5.13.3	GET	52
5.13.3.1	<i>Example: Retrieving status of an active audio call voiceXML message (Informative)</i>	52
5.13.3.1.1	Request	52
5.13.3.1.2	Response	52
5.13.4	PUT	52

5.13.5	POST.....	52
5.13.6	DELETE	53
5.14	RESOURCE: AUDIO CALL VIDEO MESSAGES	53
5.14.1	Request URI variables.....	53
5.14.2	Response Codes	53
5.14.2.1	Response Codes.....	53
5.14.2.2	Exception fault codes.....	53
5.14.3	GET.....	53
5.14.3.1	Example: Retrieving a list of all active audio call video messages (Informative).....	53
5.14.3.1.1	Request.....	53
5.14.3.1.2	Response.....	53
5.14.4	PUT.....	54
5.14.5	POST.....	54
5.14.5.1	Example: Creating an audio call video message (Informative).....	54
5.14.5.1.1	Request.....	54
5.14.5.1.2	Response.....	55
5.14.6	DELETE	55
5.15	RESOURCE: INDIVIDUAL AUDIO CALL VIDEO MESSAGE.....	55
5.15.1	Request URI variables.....	55
5.15.2	Response Codes	56
5.15.2.1	Response Codes.....	56
5.15.2.2	Exception fault codes.....	56
5.15.3	GET.....	56
5.15.3.1	Example: Retrieving an active audio call video message (Informative).....	56
5.15.3.1.1	Request.....	56
5.15.3.1.2	Response.....	56
5.15.4	PUT.....	57
5.15.5	POST.....	57
5.15.6	DELETE	57
5.15.6.1	Example: Terminating an active audio call video message (Informative).....	57
5.15.6.1.1	Request.....	57
5.15.6.1.2	Response.....	57
5.16	RESOURCE: INDIVIDUAL AUDIO CALL VIDEO MESSAGE STATUS.....	58
5.16.1	Request URI variables.....	58
5.16.2	Response Codes	58
5.16.2.1	Response Codes.....	58
5.16.2.2	Exception fault codes.....	58
5.16.3	GET.....	58
5.16.3.1	Example: Retrieving status of an active audio call video message (Informative).....	58
5.16.3.1.1	Request.....	58
5.16.3.1.2	Response.....	58
5.16.4	PUT.....	59
5.16.5	POST.....	59
5.16.6	DELETE	59
5.17	RESOURCE: ALL MEDIA CAPTURE INTERACTIONS.....	59
5.17.1	Request URI variables.....	59
5.17.2	Response Codes	59
5.17.2.1	Response Codes.....	59
5.17.2.2	Exception fault codes.....	59
5.17.3	GET.....	60
5.17.3.1	Example: Retrieving a list of all active media capture interactions (Informative).....	60
5.17.3.1.1	Request.....	60
5.17.3.1.2	Response.....	60
5.17.4	PUT.....	61
5.17.5	POST.....	61
5.17.6	DELETE	61
5.18	RESOURCE: PLAY-AND-COLLECT INTERACTIONS.....	61
5.18.1	Request URI variables.....	61
5.18.2	Response Codes	62
5.18.2.1	Response Codes.....	62

- 5.18.2.2 *Exception fault codes*..... 62
- 5.18.3 GET..... 62
 - 5.18.3.1 *Example: Retrieving a list of all play-and-collect interactions (Informative)* 62
 - 5.18.3.1.1 Request..... 62
 - 5.18.3.1.2 Response..... 62
- 5.18.4 PUT..... 63
- 5.18.5 POST..... 63
 - 5.18.5.1 *Example 1: Playing a media file and collecting digits, returning a copy of the created resource (Informative)*..... 63
 - 5.18.5.1.1 Request..... 63
 - 5.18.5.1.2 Response..... 64
 - 5.18.5.2 *Example 2: Playing a media file and collecting digits, returning the location of the created resource (Informative)* ... 64
 - 5.18.5.2.1 Request..... 64
 - 5.18.5.2.2 Response..... 65
- 5.18.6 DELETE 65
- 5.19 RESOURCE: INDIVIDUAL PLAY-AND-COLLECT INTERACTION 65**
 - 5.19.1 Request URI variables..... 65
 - 5.19.2 Response Codes 65
 - 5.19.2.1 *Response Codes*..... 65
 - 5.19.2.2 *Exception fault codes*..... 65
 - 5.19.3 GET..... 65
 - 5.19.3.1 *Example: Retrieving an individual play-and-collect interaction (Informative)*..... 66
 - 5.19.3.1.1 Request..... 66
 - 5.19.3.1.2 Response..... 66
 - 5.19.4 PUT..... 66
 - 5.19.5 POST..... 66
 - 5.19.6 DELETE 66
 - 5.19.6.1 *Example: Stopping interaction and removing information (Informative)*..... 66
 - 5.19.6.1.1 Request..... 66
 - 5.19.6.1.2 Response..... 67
- 5.20 RESOURCE: PLAY MEDIA AND RECORD PARTICIPANT RESPONSE..... 67**
 - 5.20.1 Request URI variables..... 67
 - 5.20.2 Response Codes 67
 - 5.20.2.1 *Response Codes*..... 67
 - 5.20.2.2 *Exception fault codes*..... 67
 - 5.20.3 GET..... 67
 - 5.20.3.1 *Example: Retrieving a list of all play-and-record interactions (Informative)* 67
 - 5.20.3.1.1 Request..... 67
 - 5.20.3.1.2 Response..... 67
 - 5.20.4 PUT..... 68
 - 5.20.5 POST..... 68
 - 5.20.5.1 *Example: Playing a media file and recording response (Informative)* 68
 - 5.20.5.1.1 Request..... 68
 - 5.20.5.1.2 Response..... 69
 - 5.20.6 DELETE 69
- 5.21 RESOURCE: INDIVIDUAL PLAY-AND-RECORD INTERACTION 69**
 - 5.21.1 Request URI variables..... 69
 - 5.21.2 Response Codes 70
 - 5.21.2.1 *Response Codes*..... 70
 - 5.21.2.2 *Exception fault codes*..... 70
 - 5.21.3 GET..... 70
 - 5.21.3.1 *Example: Retrieving an individual play-and-record interaction (Informative)*..... 70
 - 5.21.3.1.1 Request..... 70
 - 5.21.3.1.2 Response..... 70
 - 5.21.4 PUT..... 70
 - 5.21.5 POST..... 71
 - 5.21.6 DELETE 71
 - 5.21.6.1 *Example: Stopping play-and-record interaction and removing information (Informative)*..... 71
 - 5.21.6.1.1 Request..... 71
 - 5.21.6.1.2 Response..... 71
- APPENDIX A. CHANGE HISTORY (INFORMATIVE)..... 72**

A.1	APPROVED VERSION HISTORY	72
A.2	DRAFT/CANDIDATE VERSION 1.0 HISTORY	72
APPENDIX B.	STATIC CONFORMANCE REQUIREMENTS (NORMATIVE).....	74
B.1	SCR FOR PARLAYREST.AC SERVER.....	74
B.1.1	SCR for ParlayREST.AC.Messages Server.....	74
B.1.2	SCR for ParlayREST.AC.Messages.Text Server	74
B.1.3	SCR for ParlayREST.AC.Messages.IndividualText Server	75
B.1.4	SCR for ParlayREST.AC.Messages.IndividualText.Status Server	75
B.1.5	SCR for ParlayREST.AC.Messages.Audio Server.....	75
B.1.6	SCR for ParlayREST.AC.Messages.IndividualAudio Server	75
B.1.7	SCR for ParlayREST.AC.Messages.IndividualAudio.Status Server.....	76
B.1.8	SCR for ParlayREST.AC.Messages.VXML Server.....	76
B.1.9	SCR for ParlayREST.AC.Messages.IndividualVXML Server.....	76
B.1.10	SCR for ParlayREST.AC.Messages.IndividualVXML.Status Server	77
B.1.11	SCR for ParlayREST.AC.Messages.Video Server.....	77
B.1.12	SCR for ParlayREST.AC.Messages.IndividualVideo Server.....	77
B.1.13	SCR for ParlayREST.AC.Messages.IndividualVideo.Status Server	78
B.1.14	SCR for ParlayREST.AC.MediaInteracions Server	78
B.1.15	SCR for ParlayREST.AC.MediaInteractions.PlayAndCollect Server.....	78
B.1.16	SCR for ParlayREST.AC.MediaInteractions.IndividualPlayAndCollect Server	78
B.1.17	SCR for ParlayREST.AC.MediaInteractions.PlayAndRecord Server.....	79
B.1.18	SCR for ParlayREST.AC.MediaInteractions.IndividualPlayAndRecord Server	79
APPENDIX C.	APPLICATION/X-WWW-FORM-URLENCODED REQUEST FORMAT FOR POST OPERATIONS (NORMATIVE).....	80
C.1	PLAY TEXT MESSAGE TO CALL PARTICIPANTS.....	80
C.1.1	Example (Informative)	81
C.1.1.1	Request	81
C.1.1.2	Response.....	81
C.2	PLAY AUDIO MESSAGE TO CALL PARTICIPANTS	82
C.2.1	Example (Informative)	83
C.2.1.1	Request	83
C.2.1.2	Response.....	83
C.3	PLAY VOICEXML MESSAGE TO CALL PARTICIPANTS	83
C.3.1	Example (Informative)	84
C.3.1.1	Request	84
C.3.1.2	Response.....	85
C.4	PLAY VIDEO MESSAGE TO CALL PARTICIPANTS	85
C.4.1	Example (Informative)	86
C.4.1.1	Request	86
C.4.1.2	Response.....	86
C.5	PLAY A MEDIA FILE AND COLLECT DIGITS	87
C.5.1	Example (Informative)	88
C.5.1.1	Request	88
C.5.1.2	Response.....	88
C.6	PLAY A MEDIA FILE AND RECORD INTERACTION.....	89
C.6.1	Example (Informative)	90
C.6.1.1	Request	90
C.6.1.2	Response.....	90
APPENDIX D.	JSON EXAMPLES (INFORMATIVE).....	92
D.1	RETRIEVING A LIST OF ALL ACTIVE AUDIO CALL MESSAGES (SECTION 5.4.3.1)	92
D.2	RETRIEVING A LIST OF ALL ACTIVE AUDIO CALL TEXT MESSAGES (SECTION 5.5.3.1).....	94
D.3	CREATING AN AUDIO CALL TEXT MESSAGE, RESPONSE WITH COPY OF CREATED RESOURCE (SECTION 5.5.5.1) ..	95
D.4	CREATING AN AUDIO CALL TEXT MESSAGE, RESPONSE WITH LOCATION OF CREATED RESOURCE (SECTION 5.5.5.2).....	96
D.5	RETRIEVING AN ACTIVE AUDIO CALL TEXT MESSAGE (SECTION 5.6.3.1).....	97
D.6	TERMINATING AN ACTIVE AUDIO CALL TEXT MESSAGE (SECTION 5.6.6.1).....	98
D.7	RETRIEVING STATUS OF AN ACTIVE AUDIO CALL TEXT MESSAGE (SECTION 5.7.3.1).....	99

D.8	RETRIEVING A LIST OF ALL ACTIVE AUDIO CALL AUDIO MESSAGES (SECTION 5.8.3.1).....	99
D.9	CREATING AN AUDIO CALL AUDIO MESSAGE (SECTION 5.8.5.1).....	101
D.10	RETRIEVING AN ACTIVE AUDIO CALL AUDIO MESSAGE (SECTION 5.9.3.1).....	102
D.11	TERMINATING AN ACTIVE AUDIO CALL AUDIO MESSAGE (SECTION 5.9.6.1).....	103
D.12	RETRIEVING AN ACTIVE AUDIO CALL AUDIO MESSAGE STATUS (SECTION 5.10.3.1).....	104
D.13	RETRIEVING A LIST OF ALL ACTIVE AUDIO CALL VOICEXML MESSAGES (SECTION 5.11.3.1).....	104
D.14	CREATING AN AUDIO CALL VOICEXML MESSAGE (SECTION 5.11.5.1).....	105
D.15	RETRIEVING AN ACTIVE AUDIO CALL VOICEXML MESSAGE (SECTION 5.12.3.1).....	106
D.16	TERMINATING AN ACTIVE AUDIO CALL VOICEXML MESSAGE (SECTION 5.12.6.1).....	107
D.17	RETRIEVING STATUS OF AN ACTIVE AUDIO CALL VOICEXML MESSAGE (SECTION 5.13.3.1).....	108
D.18	RETRIEVING A LIST OF ALL ACTIVE AUDIO CALL VIDEO MESSAGES (SECTION 5.14.3.1).....	108
D.19	CREATING AN AUDIO CALL VIDEO MESSAGE (SECTION 5.14.5.1).....	109
D.20	RETRIEVING AN ACTIVE AUDIO CALL VIDEO MESSAGE (SECTION 5.15.3.1).....	110
D.21	TERMINATING AN ACTIVE AUDIO CALL VIDEO MESSAGE (SECTION 5.15.6.1).....	111
D.22	RETRIEVING STATUS OF AN ACTIVE AUDIO CALL VIDEO MESSAGE (SECTION 5.16.3.1).....	112
D.23	RETRIEVING A LIST OF ALL ACTIVE MEDIA CAPTURE INTERACTIONS (SECTION 5.17.3.1).....	112
D.24	RETRIEVING A LIST OF ALL PLAY-AND-COLLECT INTERACTIONS (SECTION 5.18.3.1).....	114
D.25	PLAYING A MEDIA FILE AND COLLECTING DIGITS, RETURNING A COPY OF THE CREATED RESOURCE (SECTION 5.18.5.1).....	115
D.26	PLAYING A MEDIA FILE AND COLLECTING DIGITS, RETURNING THE LOCATION OF THE CREATED RESOURCE (SECTION 5.18.5.2).....	116
D.27	RETRIEVING AN INDIVIDUAL PLAY-AND-COLLECT INTERACTION (SECTION 5.19.3.1).....	117
D.28	STOPPING INTERACTION AND REMOVING INFORMATION (SECTION 5.19.6.1).....	117
D.29	RETRIEVING A LIST OF ALL PLAY-AND-RECORD INTERACTIONS (SECTION 5.20.3.1).....	118
D.30	PLAYING A MEDIA FILE AND RECORDING RESPONSE (SECTION 5.20.5.1).....	119
D.31	RETRIEVING AN INDIVIDUAL PLAY-AND-RECORD INTERACTION (SECTION 5.21.3.1).....	120
APPENDIX E.	PARLAY X OPERATIONS MAPPING (INFORMATIVE).....	121

Figures

Figure 1	Resource structure defined by this specification.....	15
Figure 2	Play audio message and check status.....	27
Figure 3	Play audio message and terminate the playing of the message.....	28
Figure 4	Play media and collect digits.....	29

Tables

Table 1:	Parlay X operations mapping.....	121
----------	----------------------------------	-----

1. Scope

This specification defines a RESTful Audio Call API using an HTTP protocol binding, based on the similar API defined in [3GPP 29.199-11].

2. References

2.1 Normative References

- [3GPP 29.199-11] 3GPP Technical Specification, “Open Service Access (OSA); Parlay X Web Services; Part 11: Audio Call (Release 8)”, URL:<http://www.3gpp.org/>
- [OMA_REST_TS_Common] “Common definitions and specifications for OMA REST interfaces”, Open Mobile Alliance™, OMA-TS-REST_Common-V1_0, URL: <http://www.openmobilealliance.org/>
- [REST_TS_CallNotif] “RESTful bindings for Parlay X Web Services – Call Notification”, Open Mobile Alliance™, OMA-TS-ParlayREST_CallNotification-V1_0, URL:<http://www.openmobilealliance.org/>
- [REST_TS_Common] “RESTful bindings for Parlay X Web Services – Common”, Open Mobile Alliance™, OMA-TS-ParlayREST_Common-V1_0, URL:<http://www.openmobilealliance.org/>
- [RFC2119] “Key words for use in RFCs to Indicate Requirement Levels”, S. Bradner, March 1997, URL:<http://www.ietf.org/rfc/rfc2119.txt>
- [RFC2616] “Hypertext Transfer Protocol -- HTTP/1.1”, R. Fielding et. al, January 1999, URL:<http://www.ietf.org/rfc/rfc2616.txt>
- [RFC4627] “The application/json Media Type for JavaScript Object Notation (JSON)”, D. Crockford, July 2006, URL: <http://www.ietf.org/rfc/rfc4627.txt>
- [SCRRULES] “SCR Rules and Procedures”, Open Mobile Alliance™, OMA-ORG-SCR_Rules_and_Procedures, URL:<http://www.openmobilealliance.org/>
- [W3C-URLENC] W3C HTML 2.0 Specification, form-urlencoded Media Type, URL: http://www.w3.org/MarkUp/html-spec/html-spec_8.html#SEC8.2.1
- [W3C-XML11] W3C XML 1.1 Specification, URL: <http://www.w3.org/TR/xml11/>

2.2 Informative References

- [OMADICT] “Dictionary for OMA Specifications”, Version 2.7, Open Mobile Alliance™, OMA-ORG-Dictionary-V2_7, URL:<http://www.openmobilealliance.org/>
- [REST_WP] “White Paper on Guidelines for ParlayREST API specifications”, Open Mobile Alliance™, OMA-WP-Guidelines_for_ParlayREST_API_specifications, URL:<http://www.openmobilealliance.org/>

3. Terminology and Conventions

3.1 Conventions

The key words “MUST”, “MUST NOT”, “REQUIRED”, “SHALL”, “SHALL NOT”, “SHOULD”, “SHOULD NOT”, “RECOMMENDED”, “MAY”, and “OPTIONAL” in this document are to be interpreted as described in [RFC2119].

All sections and appendixes, except “Scope” and “Introduction”, are normative, unless they are explicitly indicated to be informative.

3.2 Definitions

For the purpose of this TS, all definitions from the OMA Dictionary apply [OMA-DICT].

3.3 Abbreviations

API	Application Programming Interface
HTTP	HyperText Transfer Protocol
JSON	JavaScript Object Notation
MIME	Multipurpose Internet Mail Extensions
OMA	Open Mobile Alliance
REST	REpresentational State Transfer
SCR	Static Conformance Requirements
TS	Technical Specification
URI	Uniform Resource Identifier
URL	Uniform Resource Locator
XML	eXtensible Markup Language
XSD	XML Schema Definition

4. Introduction

The ParlayREST Technical Specification for Audio Call contains the HTTP protocol binding for the Parlay X Audio Call Web Services specification, using the REST architectural style. The specification provides resource definitions, the HTTP verbs applicable for each of these resources, and the element data structures, as well as support material including flow diagrams and examples using the various supported message body formats (i.e. XML, JSON, and form-urlencoded).

Generic guidelines for REST API specification development in OMA can be found in [REST_WP].

4.1 Version 1.0

Version 1.0 of Audio Call ParlayREST API specification supports the following operations:

- Playing a text message (e.g. using text-to-speech) to one or more call participants
- Playing an audio message to one or more call participants
- Playing a VoiceXML message to one or more call participants
- Playing a video message to one or more call participants
- Playing a message and collecting user keypresses on the phone keypad
- Playing a message and recording the user's voice

5. Audio Call API definition

This section is organized to support a comprehensive understanding of the Audio Call API design. It specifies the definition of all resources, definition of all data structures, and definitions of all operations permitted on the specified resources.

Common data types, naming conventions, fault definitions and namespaces are defined in [OMA_REST_TS_Common] and [REST_TS_Common].

The remainder of this document is structured as follows:

Section 5 starts with a table listing all the resources (and their URL) used by this API, along with the data structure and the supported HTTP verbs (section 5.1). What follows are the data structures (section 5.2). A sample of typical use cases is included in section 5.3, described as high level flow diagrams.

The remaining subsections in section 5 contain the detailed specification for each of the resources. Each such subsection defines the resource, the request URI variables that are common for all HTTP commands, the possible HTTP response codes, and the supported HTTP verbs. For each supported HTTP verb, a description of the functionality is provided, along with an example of a request and an example of a response. For each unsupported HTTP verb, the returned HTTP error status is specified, as well as what to return in the Allow header.

All examples in section 5 use XML as the format for the message body. Form-urlencoded examples are provided in Appendix C, while JSON examples are provided in Appendix D. Appendix B provides the Static Conformance Requirements (SCR).

Finally, Appendix E lists the Parlay X equivalent method for each supported ParlayREST resource and method combination, where applicable.

For requests and responses that have a body, the following applies: in the requests received, the server SHALL support JSON and XML encoding of the parameters in the body, and MAY support www-form-urlencoded parameters in the body. The Server SHALL return either JSON or XML encoded parameters in the response body, according to the result of the content type negotiation as specified in [OMA_REST_TS_Common]. In notifications to the Client, the server SHALL use either XML or JSON encoding, depending on which format the client has specified in the related subscription.

Note: Throughout this document client and application can be used interchangeably.

5.1 Resources Summary

This section summarizes all the resources used by the Audio Call API.

The figure below visualizes the resource structure defined by this specification. Note that those nodes in the resource tree which have associated HTTP methods defined in this specification are depicted by solid boxes.

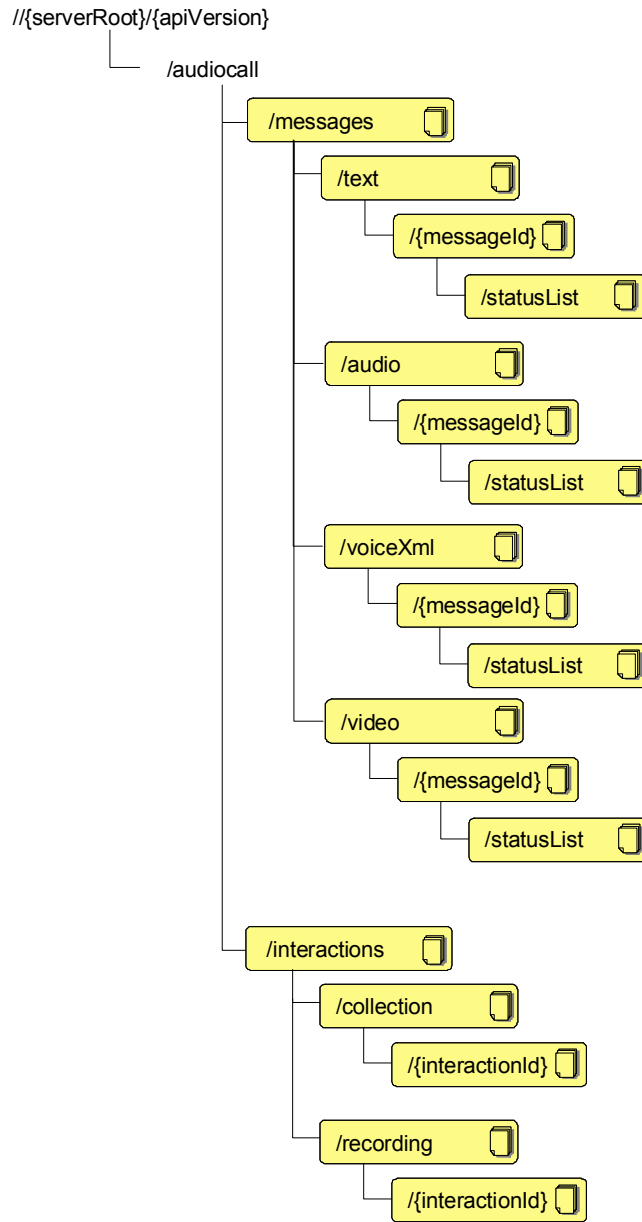


Figure 1 Resource structure defined by this specification

The following tables give a detailed overview of the resources defined in this specification, the data type of their representation and the allowed HTTP methods.

Purpose: To allow the client to manage audio, text, voiceXML and video messages

Resource	URL Base URL: http://{serverRoot}/{apiVersion}/audiocall	Data Structures	HTTP verbs			
			GET	PUT	POST	DELETE
All audio call messages	/messages	MessageList	Read all active audio call messages	no	no	no
Text messages	/messages/text	MessageList (used for GET) TextMessage (used for POST) common:ResourceReference (optional alternative for POST response)	Read all active text messages	no	Create new text message to be played to call participant(s)	no
Individual text message	/messages/text/{messageId}	TextMessage	Read text message	no	no	Terminate and remove text message
Text message status	/messages/text/{messageId}/statusList	MessageStatusList	Read message status	no	no	no
Audio messages	/messages/audio	MessageList (used for GET) AudioMessage (used for POST) common:ResourceReference (optional alternative for POST response)	Read all active audio messages	no	Create new audio message to be played to call participant(s)	no
Individual audio message	/messages/audio/{messageId}	AudioMessage	Read audio message	no	no	Terminate and remove audio message
Audio message status	/messages/audio/{messageId}/statusList	MessageStatusList	Read message status	no	no	no
VoiceXML messages	/messages/voiceXml	MessageList (used for GET)	Read all active VoiceXML messages	no	Create new Voice	no

Resource	URL Base URL: http://{serverRoot}/{apiVersion}/audiocall	Data Structures	HTTP verbs			
			GET	PUT	POST	DELETE
		VoiceXMLMessage (used for POST) common:ResourceReference (optional alternative for POST response)			XML message to be played to call participant(s)	
Individual VoiceXML message	/messages/voiceXml/{messageId}	VoiceXMLMessage	Read VoiceXML message	no	no	Terminate and remove audio message
VoiceXML message status	/messages/voiceXml/{messageId}/statusList	MessageStatusList	Read message status	no	no	no
Video messages	/messages/video	MessageList (used for GET) VideoMessage (used for POST) common:ResourceReference (optional alternative for POST response)	Read all active video messages	no	Create new video message to be played to call participant(s)	no
Individual video message	/messages/video/{messageId}	VideoMessage	Read video message	no	no	Terminate and remove audio message
Video message status	/messages/video/{messageId}/statusList	MessageStatusList	Read message status	no	no	no

Purpose : To allow the client to manage media capture and interactions

Resource	URL Base URL: http://{serverRoot}/{apiVersion}/audiocall	Data Structures	HTTP verbs			
			GET	PUT	POST	DELETE
All media capture interactions	/interactions	InteractionList	Read all active media capture interactions	no	no	no
Play-and-collect interactions	/interactions/collection	InteractionList (used for GET)	Read all active audio calls where media	no	Play a media file	no

Resource	URL Base URL: http://{serverRoot}/{apiVersion}/audiocall	Data Structures	HTTP verbs			
			GET	PUT	POST	DELETE
		DigitCapture (used for POST) common:ResourceReference (optional alternative for POST response)	is being played to participant(s) and digits being collected		call participant(s) and and collect digits from the participant(s)	
Individual play-and-collect interaction	/interactions/collection/{interactionId}	DigitCapture	Read individual play-and-collect interaction	no	no	Stop interaction and remove information
Play media and record participant(s) response	/interactions/recording	InteractionList (used for GET) RecordingCapture (used for POST) common:ResourceReference (optional alternative for POST response)	Read all active audio calls where media is being played to participant(s) and information being recorded from the participant(s)	no	Play a media file to call participant(s) and and record information (media) from the participant(s)	no
Individual play-and-record interaction	/interactions/recording/{interactionId}	RecordingCapture	Read individual play-and-record interaction	no	no	Stop interaction and remove information

5.2 Audio Call ParlayREST API Data Structures

The namespace for the Audio Call data types is:

urn:oma.xml:rest:audiocall:1

The 'xsd' namespace is used in the present document to refer to the XML Schema data types defined in XML Schema [XMLSchema1, XMLSchema2]. The 'common' namespace is used in the present document to refer to the data types defined in [REST_TS_Common]. The use of the names 'xsd' and 'common' is not semantically significant.

5.2.1 Type: DigitConfig

Defines the configuration parameters for the input part of capture (collection) of digits from the phone keypad.

Element Name	Element Type	Optional	Description
maxDigits	xsd:unsignedInt	Yes	The maximum number of digits that will be collected. If not given, the behaviour is implementation-specific.
minDigits	xsd:unsignedInt	Yes	The minimum number of digits that will be collected. If this isn't achieved, then a default prompt shall be played requesting for more digits to be entered. If not given, the behaviour is implementation-specific.
interruptMedia	xsd:boolean	No	Indicates whether the application allows the end user to interrupt, or pause, the prompt.

5.2.2 Type: RecConfig

Defines the configuration parameters for the input part of the recording of a user's voice.

Element Name	Element Type	Optional	Description
recFileLocation	xsd:anyURI	Yes	The location for storing the information recorded from the terminal. If not given, the behaviour is implementation-specific.
maxRecordingLength	xsd:int	Yes	The maximum time to record the media for. Unit is seconds.

5.2.3 Type: PlayConfig

Defines the configuration parameters for the playback of the prompt as part of the recording of a user's voice.

Note that if the file to be played is of format VoiceXML, this may include interactions on its own. These interactions are processed internally in the VoiceXML script and are not returned to the Application.

Element Name	Element Type	Optional	Description
playFileLocation	xsd:anyURI	choice	The location of the file that will be played to the endpoint, including VoiceXML script location. The meaning of this URI is implementation specific. Note that usually, announcement media are pre-loaded into specific network nodes, but some implementations might also allow playing content available on internet servers.
textString	xsd:string	choice	The text to be converted by a Text-To-Speech engine
messageFormat	AnnouncementFormat	No	The type of announcement prompt to play to the end user
mediaType	xsd:string	Yes	MIME media type of the content to be played
interruptMedia	xsd:boolean	No	Indicates whether the application allows the end user to interrupt, or pause, the prompt.

XSD modelling uses a “choice” to select either a playFileLocation or a textString to refer to the message to be played.

5.2.4 Type: MessageStatusList

Status of a particular message for a list of participants.

Element name	Element type	Optional	Description
messageStatus	MediaMessageStatus[0..unbounded]	Yes	Message status
resourceURL	xsd:anyURI	No	Self-reference.

A root element named messageStatusList of type MessageStatusList is allowed in request and response bodies.

5.2.5 Type: MediaMessageStatus

Status of the message for each callParticipant after message operation has been invoked.

Element name	Element type	Optional	Description
callParticipant	xsd:anyURI	No	Call Participant identifier
status	MessageStatus	No	Current playing status of the participant

5.2.6 Type: MessageList

List of messages.

Element name	Element type	Optional	Description
textMessage	TextMessage[0..unbounded]	Yes	List of text messages
audioMessage	AudioMessage[0..unbounded]	Yes	List of audio messages

voiceXmlMessage	VoiceXMLMessage[0..unbounded]	Yes	List of VoiceXML messages
videoMessage	VideoMessage[0..unbounded]	Yes	List of video messages
resourceURL	xsd:anyURI	No	Self-reference.

A root element named messageList of type MessageList is allowed in request and responsebodies.

5.2.7 Type: TextMessage

This structure represents a text message, usually presented via Text-to-Speech.

Name	Type	Optional	Description
callSessionIdentifier	xsd:string	choice	Identifies the call session to which the message is played.
link	common:Link	choice	Identifies (by a ParlayREST resource URL) the call session to which the message is played. The "rel" attribute MUST be equal to "CallSessionInformation", and the link MUST point to a resource of that type.
callParticipant	xsd:anyURI [0..unbounded]	Yes	The set of participant addresses contained within the callSession to which the message is to be played. If no participants are specified, the message is played to all participants.
text	common:languageString	No	Text to process with a Text-To-Speech engine. The language of the text SHOULD be defined by populating the attribute xml:lang of this element.
messageStatusList	MessageStatusList	Yes	Message status list. Added by the server after creating the resource, and kept up-to-date by the server to reflect the actual status changes.
charging	common:ChargingInformation	Yes	Charge to apply for the playing of this message. If charging is not supported then a PolicyException (POL0008) will be returned.
clientCorrelator	xsd:string	Yes	A correlator that the client MAY use to tag this particular resource representation during a request to create a resource on the server. In case the field is present, the server SHALL not alter its value, and SHALL provide it as part of the representation of this resource. In case the field is not present, the server SHALL NOT generate it.

resourceURL	xsd:anyURI	Yes	Self referring URL. SHALL NOT be included in POST requests, MUST be included in responses to any HTTP method that returns an entity body, and in PUT requests.
-------------	------------	-----	----------------------------------------------------------------------------------------------------------------------------------------------------------------

A root element named textMessage of type TextMessage is allowed in request and response bodies.

Note that the clientCorrelator is used for purposes of error recovery as specified in [REST_TS_Common], and internal client purposes. The server is NOT REQUIRED to use the clientCorrelator value in any form in the creation of the URL of the resource. The document [REST_TS_Common] provides a recommendation regarding the generation of the value of this field.

XSD modelling uses a “choice” to select either callSessionIdentifier or link to refer to a call session.

5.2.8 Type: MediaMessage

This structure represents a generic media message.

Name	Type	Optional	Description
callSessionIdentifier	xsd:string	choice	Identifies the call session to which the message is played.
link	common:Link	choice	Identifies (by a ParlayREST resource URL) the call session to which the message is played. The “rel” attribute MUST be equal to “CallSessionInformation”, and the link MUST point to a resource of that type.
callParticipant	xsd:anyURI [0..unbounded]	Yes	The set of participant addresses contained within the callSession to which the message is to be played. If no participants are specified, the message is played to all participants.
mediaUrl	xsd:anyURI	No	Location of content (audio, video, voiceXml) to play. The meaning of this URI is implementation specific. Note that usually, announcement media are pre-loaded into specific network nodes, but some implementations might also allow playing content available on internet servers.
mediaType	xsd:string	Yes	MIME media type of the content to be played
messageStatusList	MessageStatusList	Yes	Message status list. Added by the server after creating the resource, and kept up-to-date by the server to reflect the actual status changes.

charging	common:ChargingInformation	Yes	Charge to apply for the playing of this message. If charging is not supported then a PolicyException (POL0008) will be returned.
clientCorrelator	xsd:string	Yes	A correlator that the client MAY use to tag this particular resource representation during a request to create a resource on the server. In case the field is present, the server SHALL not alter its value, and SHALL provide it as part of the representation of this resource. In case the field is not present, the server SHALL NOT generate it.
resourceURL	xsd:anyURI	Yes	Self referring URL. SHALL NOT be included in POST requests, MUST be included in responses to any HTTP method that returns an entity body, and in PUT requests.

Regarding the clientCorrelator field, the note in section 5.2.7 applies.

XSD modelling uses a “choice” to select either callSessionIdentifier or link to refer to a call session.

5.2.9 Type: AudioMessage

This structure represents a media message in audio format.

It inherits all fields of the type MediaMessage (see section 5.2.8). There are no fields added in this version of the specification.

A root element named audioMessage of type AudioMessage is allowed in request and response bodies.

5.2.10 Type: VideoMessage

This structure represents a media message in video format.

It inherits all fields of the type MediaMessage (see section 5.2.8). There are no fields added in this version of the specification.

A root element named videoMessage of type VideoMessage is allowed in request and response bodies.

5.2.11 Type: VoiceXMLMessage

This structure represents a media message in VoiceXML format.

It inherits all fields of the type MediaMessage (see section 5.2.8). There are no fields added in this version of the specification.

A root element named voiceXMLMessage of type VoiceXMLMessage is allowed in request and response bodies.

5.2.12 Type: InteractionList

List of interactions.

Element name	Element type	Optional	Description
digitCapture	DigitCapture[0..unbounded]	Yes	List of digit capture interactions
recordingCapture	RecordingCapture [0..unbounded]	Yes	List of digit recording capture interactions
resourceURL	xsd:anyURI	No	Self-reference.

A root element named interactionList of type InteractionList is allowed in request and response bodies.

5.2.13 Type: DigitCapture

This structure represents a digit capture interaction, which combines the playback of a message with the capturing of key presses on the phone keyboard using DTMF.

Name	Type	Optional	Description
callSessionIdentifier	xsd:string	choice	Identifies the call session for the media interaction.
link	common:Link	choice	Identifies (by a ParlayREST resource URL) the call session for the media interaction. The "rel" attribute MUST be equal to "CallSessionInformation", and the link MUST point to a resource of that type.
callParticipant	xsd:anyURI [0..unbounded]	Yes	The set of participant addresses contained within the call session to which the message is to be played and from which the digits are to be captured. If no participants are specified, this applies to all participants in the call session.
playingConfiguration	PlayConfig	No	Configuration parameters related to the playing of a media file
digitConfiguration	DigitConfig	No	Configuration parameters related to digit collection
clientCorrelator	xsd:string	Yes	A correlator that the client MAY use to tag this particular resource representation during a request to create a resource on the server. In case the field is present, the server SHALL not alter its value, and SHALL provide it as part of the representation of this resource. In case the field is not present, the server SHALL NOT generate it.
resourceURL	xsd:anyURI	Yes	Self referring URL. SHALL NOT be included in POST requests, MUST be included in responses to any HTTP method that returns an entity body, and in PUT requests.

A root element named digitCapture of type DigitCapture is allowed in request and response bodies.

Regarding the clientCorrelator field, the note in section 5.2.7 applies.

XSD modelling uses a “choice” to select either callSessionIdentifier or link to refer to a call session.

5.2.14 Type: RecordingCapture

This structure represents a recording interaction, which combines the playback of a message with recording the voice of a participant.

Name	Type	Optional	Description
callSessionIdentifier	xsd:string	choice	Identifies the call session for the media interaction.
link	common:Link	choice	Identifies (by a ParlayREST resource URL) the call session for the media interaction. The “rel” attribute MUST be equal to “CallSessionInformation”, and the link MUST point to a resource of that type.
callParticipant	xsd:anyURI [0..unbounded]	Yes	The set of participant addresses contained within the call session to which the message is to be played and from which the recordings are to be captured. If no participants are specified, this applies to all participants in the call session.
playingConfiguration	PlayConfig	No	Configuration parameters related to the playing of a media file
recordingConfiguration	RecConfig	No	Configuration parameters related to media recording
clientCorrelator	xsd:string	Yes	A correlator that the client MAY use to tag this particular resource representation during a request to create a resource on the server. In case the field is present, the server SHALL not alter its value, and SHALL provide it as part of the representation of this resource. In case the field is not present, the server SHALL NOT generate it.
resourceURL	xsd:anyURI	Yes	Self referring URL. SHALL NOT be included in POST requests, MUST be included in responses to any HTTP method that returns an entity body, and in PUT requests.

A root element named recordingCapture of type RecordingCapture is allowed in request and response bodies.

Regarding the clientCorrelator field, the note in section 5.2.7 applies.

XSD modelling uses a “choice” to select either callSessionIdentifier or link to refer to a call session.

5.2.15 Enumeration: MessageStatus

Status of the message after play message operation has been invoked. Final states are Played, Error and Terminated.

Element Name	Description
Played	Message has been played
Playing	Message is currently playing
Pending	Message has not yet started playing
Error	An error has occurred, message will not be played
Terminated	The message was terminated by a request from the application. Note that this state value is not available in Parlay X.

5.2.16 Enumeration: AnnouncementFormat

This enumeration defines values representing the different formats of an announcement (prompt) in an interaction.

Enumeration value	Description
Audio	Announcement is in Audio format
VoiceXML	Announcement is in VoiceXML format
TextToSpeech	Announcement is in TextToSpeech format
Video	Announcement is in Video format
ApplicationSpecificFormat	Announcement is in an ApplicationSpecificFormat

5.2.17 Values of the Link “rel” attribute

The “rel” attribute of the Link element is a free string set by the server implementation, to indicate a relationship between the current resource and an external resource. The following are possible strings (list is non-exhaustive, and can be extended):

- MessageStatusList
- MessageList
- TextMessage
- AudioMessage
- VideoMessage
- VoiceXMLMessage
- InteractionList
- DigitCapture
- RecordingCapture

These values indicate the kind of resource that the link points to.

5.3 Sequence Diagrams

5.3.1 Play Audio Message and Check Status

This figure below shows a scenario for initiating the playing of an audio message to a call participant and then checking the status as the message is played.

The resources:

- To initiate playing of the audio message, create a new resource under **http://{serverRoot}/{apiVersion}/audiocall/messages/audio**
- To get the status of the message, do either a or b:
 - a. read the newly created resource including the status of the message **http://{serverRoot}/{apiVersion}/audiocall/messages/audio/{messageId}**
 - b. directly read the status of the message **http://{serverRoot}/{apiVersion}/audiocall/messages/audio/{messageId}/statusList**

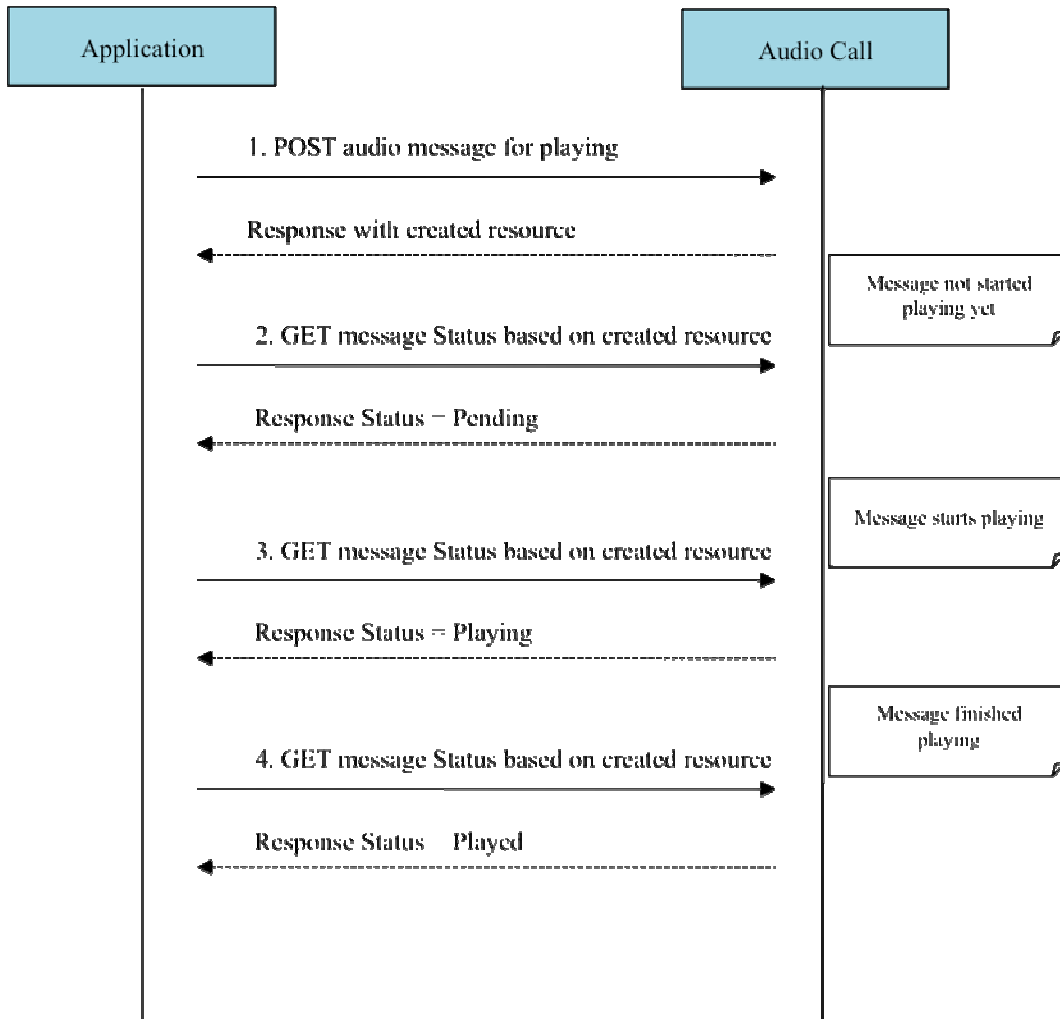


Figure 2 Play audio message and check status

Outline of the flows:

1. An application initiates the playing of an audio message to a set of or all participants in a call using POST and receives the created request resource with a resource URL containing the messageId.
2. The application requests the status of playing the, and receives “Pending” for some participants as the message did not start playing
3. The application requests the status of playing the message, and receives “Playing” for some participants as the message is actually playing
4. The application requests the status of playing the message, and receives “Played” for some participants as the message has finished playing

For steps 2-4, the application achieves this either by

- a) The application requests the resource of the message using GET with the given resource URL (containing the messageId) and receives a representation of the resource which includes the status information, or
- b) The application *directly* requests the status information, using GET with a specific child “statusList” of the given resource URL (containing the messageId).

Note that for each participant, a different status could be returned in steps 2-4.

5.3.2 Play Audio Message and Terminate the Playing of the Message

This figure below shows a scenario for initiating the playing of an audio message to a call participant and then terminating playing of the message.

The resources:

- To initiate playing of the audio message, create new a resource under **http://{serverRoot}/{apiVersion}/audiocall/messages/audio**
- To terminate the message, delete the newly created resource **http://{serverRoot}/{apiVersion}/audiocall/messages/audio/{messageId}**

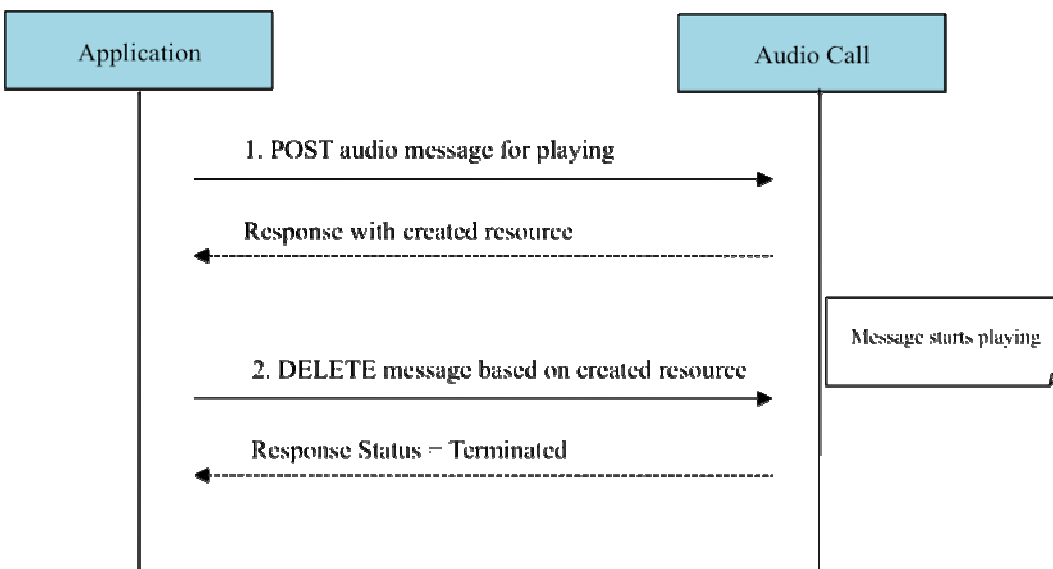


Figure 3 Play audio message and terminate the playing of the message

Outline of the flows:

1. An application initiates the playing of an audio message to a set of or all participants in a call using POST and receives the created request resource with a resource URL containing the messageId.
2. The application terminates playing of the message with the given resource URL (containing the messageId) using DELETE on that resourceURL. It receives the status of the message for each participant as part of the representation of the resource delivered in the response of the DELETE operation.

5.3.3 Play Media and Collect Digits

This figure below shows a scenario for initiating the playing of an announcement to a call participant, capturing digits entered by the participant, and then notifying the application about the digits entered. Note that the Audio Call service also allows the recording of a voice response from the call participant, instead of collecting digits.

This is an asynchronous process involving a notification of the application, which is carried out by the Call Notification service, not the Audio Call service.

The resources:

- The resources for Call Notification are defined in [REST_TS_CallNotif]
- To play a media file to a set of or all participants and collect input from the users via the phone keypad, create a new resource under **http://{serverRoot}/{apiVersion}/audiocall/interactions/collection**

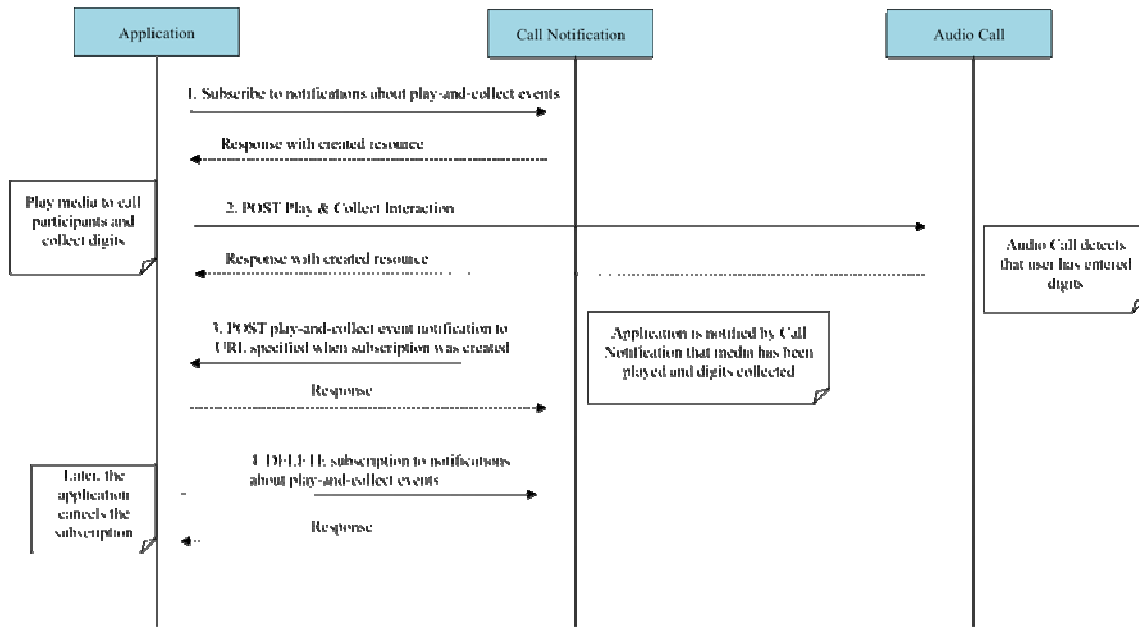


Figure 4 Play media and collect digits

Outline of the flows:

1. An application subscribes to notifications about play-and-collect events for an ongoing call using POST.
2. The application requests the playing of a media file to a set of or all call participants and the collection of their inputs using POST and receives the created request resource with a resource URL containing the interactionId.

3. Once the Audio Call service has finished the playback of the media and the collection of the inputs, it triggers the Call Notification service [REST_TS_CallNotif] by means out of scope of this specification.
4. The Call Notification service [REST_TS_CallNotif] sends a play-and-collect notification using POST to the URL specified when the subscription was created.
5. The application terminates the subscription to notifications about play-and-collect events for the ongoing call using DELETE.

5.4 Resource: All audio call messages

The resource used is:

http://{serverRoot}/{apiVersion}/audiocall/messages

This resource is used to obtain all active audio call messages.

5.4.1 Request URI variables

The following request URI variables are common for all HTTP commands:

Name	Description
serverRoot	server base url: hostname+port+base path. Example: http://example.com/exampleAPI
apiVersion	version of the ParlayREST API clients want to use (e.g. 1 for version 1.x)

5.4.2 Response Codes

5.4.2.1 Response Codes

For HTTP response codes, see [OMA_REST_TS_Common].

5.4.2.2 Exception fault codes

For Policy Exception and Service Exception fault codes applicable to Audio Call, see [3GPP 29.199-11].

5.4.3 GET

This operation is used for reading a list of all active audio call messages.

5.4.3.1 Example: Retrieving a list of all active audio call messages (Informative)

5.4.3.1.1 Request

```
GET /exampleAPI/1/audiocall/messages HTTP/1.1
Accept: application/xml
Host: example.com
```

5.4.3.1.2 Response

```
HTTP/1.1 200 OK
Content-Type: application/xml
```

Content-Length: nnnn

Date: Mon, 28 Jun 2010 17:51:59 GMT

```
<?xml version="1.0" encoding="UTF-8"?>
<ac:messageList xmlns:ac="urn:oma:xml:rest:audiocall:1">
  <textMessage>
    <callSessionIdentifier>A45678</callSessionIdentifier>
    <callParticipant>tel:+4912345678901</callParticipant>
    <callParticipant>tel:+4412345678901</callParticipant>
    <text xml:lang="en">Welcome to the telephone conference</text>
    <messageStatusList>
      <messageStatus>
        <callParticipant>tel:+4912345678901</callParticipant>
        <status>Played</status>
      </messageStatus>
      <messageStatus>
        <callParticipant>tel:+4412345678901</callParticipant>
        <status>Pending</status>
      </messageStatus>
      <resourceURL>http://example.com/exampleAPI/1/audiocall/messages/text/msg123/statusList</resourceURL>
    </messageStatusList>
    <clientCorrelator>12345</clientCorrelator>
    <resourceURL>http://example.com/exampleAPI/1/audiocall/messages/text/msg123</resourceURL>
  </textMessage>
  <audioMessage>
    <callSessionIdentifier>B45678</callSessionIdentifier>
    <callParticipant>tel:+4912345678901</callParticipant>
    <callParticipant>tel:+4412345678901</callParticipant>
    <mediaUri>http://www.example.com/ann1.mp3</mediaUri>
    <mediaType>audio/mpeg</mediaType>
    <messageStatusList>
      <messageStatus>
        <callParticipant>tel:+4912345678901</callParticipant>
        <status>Played</status>
      </messageStatus>
      <messageStatus>
        <callParticipant>tel:+4412345678901</callParticipant>
        <status>Pending</status>
      </messageStatus>
      <resourceURL>http://example.com/exampleAPI/1/audiocall/messages/audio/msg123/statusList</resourceURL>
    </messageStatusList>
    <clientCorrelator>22345</clientCorrelator>
    <resourceURL>http://example.com/exampleAPI/1/audiocall/messages/audio/msg123</resourceURL>
  </audioMessage>
  <audioMessage>
    <callSessionIdentifier>C45678</callSessionIdentifier>
    <callParticipant>tel:+1234567890123</callParticipant>
    <callParticipant>tel:+1567890123456</callParticipant>
    <mediaUri>http://www.example.com/ann2.mp3</mediaUri>
    <mediaType>audio/mpeg</mediaType>
    <messageStatusList>
      <messageStatus>
        <callParticipant>tel:+1234567890123</callParticipant>
        <status>Played</status>
      </messageStatus>
      <messageStatus>
    
```

```

    <callParticipant>tel:+1567890123456</callParticipant>
    <status>Playing</status>
  </messageStatus>
</messageStatusList>
<resourceURL>http://example.com/exampleAPI/1/audiocall/messages/audio/msg456/statusList</resourceURL>
</messageStatusList>
<clientCorrelator>32345</clientCorrelator>
<resourceURL>http://example.com/exampleAPI/1/audiocall/messages/audio/msg456</resourceURL>
</audioMessage>
<voiceXmlMessage>
  <callSessionIdentifier>D45678</callSessionIdentifier>
  <callParticipant>tel:+4912345678901</callParticipant>
  <callParticipant>tel:+4412345678901</callParticipant>
  <mediaUrl>http://www.example.com/ann1.vxml</mediaUrl>
  <messageStatusList>
    <messageStatus>
      <callParticipant>tel:+4912345678901</callParticipant>
      <status>Played</status>
    </messageStatus>
    <messageStatus>
      <callParticipant>tel:+4412345678901</callParticipant>
      <status>Pending</status>
    </messageStatus>
  <resourceURL>http://example.com/exampleAPI/1/audiocall/messages/voiceXml/msg123/statusList</resourceURL>
</messageStatusList>
<clientCorrelator>42345</clientCorrelator>
<resourceURL>http://example.com/exampleAPI/1/audiocall/messages/voiceXml/msg123</resourceURL>
</voiceXmlMessage >
<videoMessage>
  <callSessionIdentifier>E45678</callSessionIdentifier>
  <callParticipant>tel:+4912345678901</callParticipant>
  <callParticipant>tel:+4412345678901</callParticipant>
  <mediaUrl>http://www.example.com/ann1.mp4</mediaUrl>
  <mediaType>video/mp4</mediaType>
  <messageStatusList>
    <messageStatus>
      <callParticipant>tel:+4912345678901</callParticipant>
      <status>Played</status>
    </messageStatus>
    <messageStatus>
      <callParticipant>tel:+4412345678901</callParticipant>
      <status>Pending</status>
    </messageStatus>
  <resourceURL>http://example.com/exampleAPI/1/audiocall/messages/video/msg123/statusList</resourceURL>
</messageStatusList>
  <clientCorrelator>52345</clientCorrelator>
  <resourceURL>http://example.com/exampleAPI/1/audiocall/messages/video/msg123</resourceURL>
</videoMessage >
<resourceURL>http://example.com/exampleAPI/1/audiocall/messages</resourceURL>
</ac:messageList>

```

5.4.4 PUT

Method not allowed by the resource. The returned HTTP error status is 405. The server SHOULD also include the 'Allow: GET' field in the response as per section 14.7 of [RFC 2616].

5.4.5 POST

Method not allowed by the resource. The returned HTTP error status is 405. The server SHOULD also include the ‘Allow: GET’ field in the response as per section 14.7 of [RFC 2616].

5.4.6 DELETE

Method not allowed by the resource. The returned HTTP error status is 405. The server SHOULD also include the ‘Allow: GET’ field in the response as per section 14.7 of [RFC 2616].

5.5 Resource: Audio call text messages

The resource used is:

http://{serverRoot}/{apiVersion}/audiocall/messages/text

This resource is used to create an audio call using a text message as the media, and to retrieve a list of all active audio call text messages.

5.5.1 Request URI variables

The following request URI variables are common for all HTTP commands:

Name	Description
serverRoot	server base url: hostname+port+base path. Example: http://example.com/exampleAPI
apiVersion	version of the ParlayREST API clients want to use (e.g. 1 for version 1.x)

5.5.2 Response Codes

5.5.2.1 Response Codes

For HTTP response codes, see [OMA_REST_TS_Common].

5.5.2.2 Exception fault codes

For Policy Exception and Service Exception fault codes applicable to Audio Call, see [3GPP 29.199-11].

5.5.3 GET

This operation is used for reading a list of all active audio call text messages.

5.5.3.1 Example: Retrieving a list of all active audio call text messages (Informative)

5.5.3.1.1 Request

```
GET /exampleAPI/1/audiocall/messages/text HTTP/1.1
Accept: application/xml
Host: example.com
```

5.5.3.1.2 Response

```
HTTP/1.1 200 OK
Content-Type: application/xml
```

```

Content-Length: nnnn
Date: Mon, 28 Jun 2010 17:51:59 GMT

<?xml version="1.0" encoding="UTF-8"?>
<ac:messageList xmlns:ac="urn:oma:xml:rest:audiocall:1">
  <textMessage>
    <callSessionIdentifier>A45678</callSessionIdentifier>
    <callParticipant>tel:+4912345678901</callParticipant>
    <callParticipant>tel:+4412345678901</callParticipant>
    <text xml:lang="en"> Welcome to the telephone conference</text>
    <messageStatusList>
      <messageStatus>
        <callParticipant>tel:+4912345678901</callParticipant>
        <status>Played</status>
      </messageStatus>
      <messageStatus>
        <callParticipant>tel:+4412345678901</callParticipant>
        <status>Pending</status>
      </messageStatus>
      <resourceURL>http://example.com/exampleAPI/1/audiocall/messages/text/msg123/statusList</resourceURL>
    </messageStatusList>
    <clientCorrelator>12345</clientCorrelator>
    <resourceURL>http://example.com/exampleAPI/1/audiocall/messages/text/msg123</resourceURL>
  </textMessage>
  <resourceURL>http://example.com/exampleAPI/1/audiocall/messages/text</resourceURL>
</ac:messageList>

```

5.5.4 PUT

Method not allowed by the resource. The returned HTTP error status is 405. The server SHOULD also include the 'Allow: GET, POST' field in the response as per section 14.7 of [RFC 2616].

5.5.5 POST

This operation is used to create a new text message to be played to call participants.

5.5.5.1 Example 1: Creating an audio call text message, response with copy of created resource (Informative)

5.5.5.1.1 Request

```

POST /exampleAPI/1/audiocall/messages/text HTTP/1.1
Accept: application/xml
Content-Length: nnnn
Content-Type: application/xml
Host: example.com

<?xml version="1.0" encoding="UTF-8"?>
<ac:textMessage xmlns:ac="urn:oma:xml:rest:audiocall:1">
  <callSessionIdentifier>A45678</callSessionIdentifier>
  <callParticipant>tel:+4912345678901</callParticipant>
  <callParticipant>tel:+4412345678901</callParticipant>
  <text xml:lang="en">Welcome to the telephone conference</text>
  <clientCorrelator>12345</clientCorrelator>
</ac:textMessage>

```

5.5.5.1.2 Response

HTTP/1.1 201 Created
 Content-Type: application/xml
 Location: http://example.com/exampleAPI/1/audiocall/messages/text/msg123
 Content-Length: nnnn
 Date: Mon, 28 Jun 2010 17:51:59 GMT

```
<?xml version="1.0" encoding="UTF-8"?>
<ac:textMessage xmlns:ac="urn:oma:xml:rest:audiocall:1">
  <callSessionIdentifier>A45678</callSessionIdentifier>
  <callParticipant>tel:+4912345678901</callParticipant>
  <callParticipant>tel:+4412345678901</callParticipant>
  <text xml:lang="en">Welcome to the telephone conference</text>
  <messageStatusList>
    <messageStatus>
      <callParticipant>tel:+4912345678901</callParticipant>
      <status>Pending</status>
    </messageStatus>
    <messageStatus>
      <callParticipant>tel:+4412345678901</callParticipant>
      <status>Pending</status>
    </messageStatus>
    <resourceURL>http://example.com/exampleAPI/1/audiocall/messages/text/msg123/statusList</resourceURL>
  </messageStatusList>
  <clientCorrelator>12345</clientCorrelator>
  <resourceURL>http://example.com/exampleAPI/1/audiocall/messages/text/msg123</resourceURL>
</ac:textMessage>
```

5.5.5.2 Example 2: Creating an audio call text message, response with location of created resource (Informative)**5.5.5.2.1 Request**

POST /exampleAPI/1/audiocall/messages/text HTTP/1.1
 Accept: application/xml
 Content-Length: nnnn
 Content-Type: application/xml
 Host: example.com

```
<?xml version="1.0" encoding="UTF-8"?>
<ac:textMessage xmlns:ac="urn:oma:xml:rest:audiocall:1">
  <callSessionIdentifier>A45678</callSessionIdentifier>
  <callParticipant>tel:+4912345678901</callParticipant>
  <callParticipant>tel:+4412345678901</callParticipant>
  <text xml:lang="en">Welcome to the telephone conference</text>
  <clientCorrelator>12345</clientCorrelator>
</ac:textMessage>
```

5.5.5.2.2 Response

HTTP/1.1 201 Created
 Content-Type: application/xml

Location: http://example.com/exampleAPI/1/audiocall/messages/text/msg123
 Content-Length: nnnn
 Date: Mon, 28 Jun 2010 17:51:59 GMT

```
<?xml version="1.0" encoding="UTF-8"?>
<common:resourceReference xmlns:common="urn:oma:xml:rest:common:1">
  <resourceURL> http://example.com/exampleAPI/1/audiocall/messages/text/msg123</resourceURL>
</common:resourceReference>
```

5.5.6 DELETE

Method not allowed by the resource. The returned HTTP error status is 405. The server SHOULD also include the 'Allow: GET, POST' field in the response as per section 14.7 of [RFC 2616].

5.6 Resource: Individual audio call text message

The resource used is:

http://{serverRoot}/{apiVersion}/audiocall/messages/text/{messageId}

This resource is used to retrieve or terminate an individual active audio call text message.

5.6.1 Request URI variables

The following request URI variables are common for all HTTP commands:

Name	Description
serverRoot	server base url: hostname+port+base path. Example: http://example.com/exampleAPI
apiVersion	version of the ParlayREST API clients want to use (e.g. 1 for version 1.x)
messageId	identifier of the message resource

5.6.2 Response Codes

5.6.2.1 Response Codes

For HTTP response codes, see [OMA_REST_TS_Common].

5.6.2.2 Exception fault codes

For Policy Exception and Service Exception fault codes applicable to Audio Call, see [3GPP 29.199-11].

5.6.3 GET

This operation is used to retrieve an individual active audio call text message.

5.6.3.1 Example: Retrieving an active audio call text message (Informative)

This example shows also an alternative way to indicate desired content type in response from the server, by using URL query parameter “?resFormat” which is described in [OMA_REST_TS_Common].

5.6.3.1.1 Request

```
GET /exampleAPI/1/audiocall/messages/text/msg123?resFormat=XML HTTP/1.1
Host: example.com
```

5.6.3.1.2 Response

```
HTTP/1.1 200 OK
Content-Type: application/xml
Content-Length: nnnn
Date: Mon, 28 Jun 2010 17:51:59 GMT

<?xml version="1.0" encoding="UTF-8"?>
<ac:textMessage xmlns:ac="urn:oma:xml:rest:audiocall:1">
  <callSessionIdentifier>A45678</callSessionIdentifier>
  <callParticipant>tel:+4912345678901</callParticipant>
  <callParticipant>tel:+4412345678901</callParticipant>
  <text xml:lang="en">Welcome to the telephone conference</text>
  <messageStatusList>
    <messageStatus>
      <callParticipant>tel:+4912345678901</callParticipant>
      <status>Played</status>
    </messageStatus>
    <messageStatus>
      <callParticipant>tel:+4412345678901</callParticipant>
      <status>Pending</status>
    </messageStatus>
    <resourceURL>http://example.com/exampleAPI/1/audiocall/messages/text/msg123/statusList</resourceURL>
  </messageStatusList>
  <clientCorrelator>12345</clientCorrelator>
  <resourceURL>http://example.com/exampleAPI/1/audiocall/messages/text/msg123</resourceURL>
</ac:textMessage>
```

5.6.4 PUT

Method not allowed by the resource. The returned HTTP error status is 405. The server SHOULD also include the ‘Allow: Get, DELETE’ field in the response as per section 14.7 of [RFC 2616].

5.6.5 POST

Method not allowed by the resource. The returned HTTP error status is 405. The server SHOULD also include the ‘Allow: Get, DELETE’ field in the response as per section 14.7 of [RFC 2616].

5.6.6 DELETE

This operation is used to terminate and remove an individual active audio call text message, and to return the final status.

5.6.6.1 Example: Terminating an active audio call text message (Informative)

5.6.6.1.1 Request

```
DELETE /exampleAPI/1/audiocall/messages/text/msg123 HTTP/1.1
Accept: application/xml
Host: example.com
```

5.6.6.1.2 Response

```
HTTP/1.1 200 OK
Content-Type: application/xml
Content-Length: nnnn
Date: Mon, 28 Jun 2010 17:51:59 GMT

<?xml version="1.0" encoding="UTF-8"?>
<ac:textMessage xmlns:ac="urn:oma:xml:rest:audiocall:1">
  <callSessionIdentifier>A45678</callSessionIdentifier>
  <callParticipant>tel:+4912345678901</callParticipant>
  <callParticipant>tel:+4412345678901</callParticipant>
  <text xml:lang="en">Welcome to the telephone conference</text>
  <messageStatusList>
    <messageStatus>
      <callParticipant>tel:+4912345678901</callParticipant>
      <status>Played</status>
    </messageStatus>
    <messageStatus>
      <callParticipant>tel:+4412345678901</callParticipant>
      <status>Terminated</status>
    </messageStatus>
    <resourceURL>http://example.com/exampleAPI/1/audiocall/messages/text/msg123/statusList</resourceURL>
  </messageStatusList>
  <clientCorrelator>12345</clientCorrelator>
  <resourceURL>http://example.com/exampleAPI/1/audiocall/messages/text/msg123</resourceURL>
</ac:textMessage>
```

5.7 Resource: Individual audio call text message status

The resource used is:

`http://{serverRoot}/{apiVersion}/audiocall/messages/text/{messageId}/statusList`

This resource is used to retrieve the status of an individual active audio call text message.

5.7.1 Request URI variables

The following request URI variables are common for all HTTP commands:

Name	Description
serverRoot	server base url: hostname+port+base path. Example: <code>http://example.com/exampleAPI</code>
apiVersion	version of the ParlayREST API clients want to use (e.g. 1 for version 1.x)
messageId	identifier of the message resource

5.7.2 Response Codes

5.7.2.1 Response Codes

For HTTP response codes, see [OMA_REST_TS_Common].

5.7.2.2 Exception fault codes

For Policy Exception and Service Exception fault codes applicable to Audio Call, see [3GPP 29.199-11].

5.7.3 GET

This operation is used to retrieve the status of an individual active audio call text message.

5.7.3.1 Example: Retrieving status of an active audio call text message (Informative)

5.7.3.1.1 Request

```
GET /exampleAPI/1/audiocall/messages/text/msg123/statusList HTTP/1.1
Accept: application/xml
Host: example.com
```

5.7.3.1.2 Response

```
HTTP/1.1 200 OK
Content-Type: application/xml
Content-Length: nnnn
Date: Mon, 28 Jun 2010 17:51:59 GMT

<?xml version="1.0" encoding="UTF-8"?>
<ac:messageStatusList xmlns:ac="urn:oma:xml:rest:audiocall:1">
  <messageStatus>
    <callParticipant>tel:+4912345678901</callParticipant>
    <status>Played</status>
  </messageStatus>
  <messageStatus>
    <callParticipant>tel:+4412345678901</callParticipant>
    <status>Pending</status>
  </messageStatus>
  <resourceURL>http://example.com/exampleAPI/1/audiocall/messages/text/msg123/statusList</resourceURL>
</ac:messageStatusList>
```

5.7.4 PUT

Method not allowed by the resource. The returned HTTP error status is 405. The server SHOULD also include the ‘Allow: Get’ field in the response as per section 14.7 of [RFC 2616].

5.7.5 POST

Method not allowed by the resource. The returned HTTP error status is 405. The server SHOULD also include the ‘Allow: Get’ field in the response as per section 14.7 of [RFC 2616].

5.7.6 DELETE

Method not allowed by the resource. The returned HTTP error status is 405. The server SHOULD also include the 'Allow: Get' field in the response as per section 14.7 of [RFC 2616].

5.8 Resource: Audio call audio messages

The resource used is:

http://{serverRoot}/{apiVersion}/audiocall/messages/audio

This resource is used to create an audio call using audio content as the media, and to retrieve a list of all active audio call audio messages.

5.8.1 Request URI variables

The following request URI variables are common for all HTTP commands:

Name	Description
serverRoot	server base url: hostname+port+base path. Example: http://example.com/exampleAPI
apiVersion	version of the ParlayREST API clients want to use (e.g. 1 for version 1.x)

5.8.2 Response Codes

5.8.2.1 Response Codes

For HTTP response codes, see [OMA_REST_TS_Common].

5.8.2.2 Exception fault codes

For Policy Exception and Service Exception fault codes applicable to Audio Call, see [3GPP 29.199-11].

5.8.3 GET

This operation is used for reading a list of all active audio call audio messages.

5.8.3.1 Example: Retrieving a list of all active audio call text messages (Informative)

5.8.3.1.1 Request

```
GET /exampleAPI/1/audiocall/messages/audio HTTP/1.1
Accept: application/xml
Host: example.com
```

5.8.3.1.2 Response

```
HTTP/1.1 200 OK
Content-Type: application/xml
Content-Length: nnnn
Date: Mon, 28 Jun 2010 17:51:59 GMT

<?xml version="1.0" encoding="UTF-8"?>
<ac:messageList xmlns:ac="urn:oma:xml:rest:audiocall:1">
```



```

<audioMessage>
  <callSessionIdentifier>B45678</callSessionIdentifier>
  <callParticipant>tel:+4912345678901</callParticipant>
  <callParticipant>tel:+4412345678901</callParticipant>
  <mediaUrl>http://www.example.com/ann1.mp3</mediaUrl>
  <mediaType>audio/mpeg</mediaType>
  <messageStatusList>
    <messageStatus>
      <callParticipant>tel:+4912345678901</callParticipant>
      <status>Played</status>
    </messageStatus>
    <messageStatus>
      <callParticipant>tel:+4412345678901</callParticipant>
      <status>Pending</status>
    </messageStatus>
  <resourceURL>http://example.com/exampleAPI/1/audiocall/messages/audio/msg123/statusList</resourceURL>
</messageStatusList>
<clientCorrelator>22345</clientCorrelator>
<resourceURL>http://example.com/exampleAPI/1/audiocall/messages/audio/msg123</resourceURL>
</audioMessage>
<audioMessage>
  <callSessionIdentifier>C45678</callSessionIdentifier>
  <callParticipant>tel:+1234567890123</callParticipant>
  <callParticipant>tel:+1567890123456</callParticipant>
  <mediaUrl>http://www.example.com/ann2.mp3</mediaUrl>
  <mediaType>audio/mpeg</mediaType>
  <messageStatusList>
    <messageStatus>
      <callParticipant>tel:+1234567890123</callParticipant>
      <status>Played</status>
    </messageStatus>
    <messageStatus>
      <callParticipant>tel:+1567890123456</callParticipant>
      <status>Playing</status>
    </messageStatus>
  <resourceURL>http://example.com/exampleAPI/1/audiocall/messages/audio/msg456/statusList</resourceURL>
</messageStatusList>
<clientCorrelator>32345</clientCorrelator>
<resourceURL>http://example.com/exampleAPI/1/audiocall/messages/audio/msg456</resourceURL>
</audioMessage>
<resourceURL>http://example.com/exampleAPI/1/audiocall/messages/audio</resourceURL>
</ac:messageList>

```

5.8.4 PUT

Method not allowed by the resource. The returned HTTP error status is 405. The server SHOULD also include the 'Allow: GET, POST' field in the response as per section 14.7 of [RFC 2616].

5.8.5 POST

This operation is used to create a new audio message to be played to call participants.

5.8.5.1 Example: Creating an audio call audio message (Informative)

5.8.5.1.1 Request

```
POST /exampleAPI/1/audiocall/messages/audio HTTP/1.1
Accept: application/xml
Content-Length: nnnn
Content-Type: application/xml
Host: example.com

<?xml version="1.0" encoding="UTF-8"?>
<ac:audioMessage xmlns:ac="urn:oma:xml:rest:audiocall:1">
  <callSessionIdentifier>B45678</callSessionIdentifier>
  <callParticipant>tel:+4912345678901</callParticipant>
  <callParticipant>tel:+4412345678901</callParticipant>
  <mediaUrl>http://www.example.com/ann1.mp3</mediaUrl>
  <mediaType>audio/mpeg</mediaType>
  <clientCorrelator>22345</clientCorrelator>
</ac:audioMessage>
```

Note that instead of the 'callSessionIdentifier' element, a 'link' element can be provided that points to the ParlayREST representation of the call session.

5.8.5.1.2 Response

```
HTTP/1.1 201 Created
Content-Type: application/xml
Location: http://example.com/exampleAPI/1/audiocall/messages/audio/msg123
Content-Length: nnnn
Date: Mon, 28 Jun 2010 17:51:59 GMT

<?xml version="1.0" encoding="UTF-8"?>
<ac:audioMessage xmlns:ac="urn:oma:xml:rest:audiocall:1">
<callSessionIdentifier>B45678</callSessionIdentifier>
  <callParticipant>tel:+4912345678901</callParticipant>
  <callParticipant>tel:+4412345678901</callParticipant>
  <mediaUrl>http://www.example.com/ann1.mp3</mediaUrl>
  <mediaType>audio/mpeg</mediaType>
  <messageStatusList>
    <messageStatus>
      <callParticipant>tel:+4912345678901</callParticipant>
      <status>Pending</status>
    </messageStatus>
    <messageStatus>
      <callParticipant>tel:+4412345678901</callParticipant>
      <status>Pending</status>
    </messageStatus>
  <resourceURL>http://example.com/exampleAPI/1/audiocall/messages/audio/msg123/statusList</resourceURL>
</messageStatusList>
  <clientCorrelator>22345</clientCorrelator>
  <resourceURL>http://example.com/exampleAPI/1/audiocall/messages/audio/msg123</resourceURL>
</ac:audioMessage>
```

Note that alternatively, a 'resourceReference' root element can be returned, as illustrated in section 5.5.5.2.2.

5.8.6 DELETE

Method not allowed by the resource. The returned HTTP error status is 405. The server SHOULD also include the 'Allow: GET, POST' field in the response as per section 14.7 of [RFC 2616].

5.9 Resource: Individual audio call audio message

The resource used is:

http://{serverRoot}/{apiVersion}/audiocall/messages/audio/{messageId}

This resource is used to retrieve or terminate an individual active audio call text message.

5.9.1 Request URI variables

The following request URI variables are common for all HTTP commands:

Name	Description
serverRoot	server base url: hostname+port+base path. Example: http://example.com/exampleAPI
apiVersion	version of the ParlayREST API clients want to use (e.g. 1 for version 1.x)
messageId	identifier of the message resource

5.9.2 Response Codes

5.9.2.1 Response Codes

For HTTP response codes, see [OMA_REST_TS_Common].

5.9.2.2 Exception fault codes

For Policy Exception and Service Exception fault codes applicable to Audio Call, see [3GPP 29.199-11].

5.9.3 GET

This operation is used to retrieve an individual active audio call audio message.

5.9.3.1 Example: Retrieving an active audio call audio message (Informative)

5.9.3.1.1 Request

```
GET /exampleAPI/1/audiocall/messages/audio/msg123 HTTP/1.1
Accept: application/xml
Host: example.com
```

5.9.3.1.2 Response

```
HTTP/1.1 200 OK
Content-Type: application/xml
Content-Length: nnnn
Date: Mon, 28 Jun 2010 17:51:59 GMT

<?xml version="1.0" encoding="UTF-8"?>
<ac:audioMessage xmlns:ac="urn:oma:xml:rest:audiocall:1">
```

```

<callSessionIdentifier>B45678</callSessionIdentifier>
<callParticipant>tel:+4912345678901</callParticipant>
<callParticipant>tel:+4412345678901</callParticipant>
<mediaUrl>http://www.example.com/ann1.mp3</mediaUrl>
  <mediaType>audio/mpeg</mediaType>
<messageStatusList>
  <messageStatus>
    <callParticipant>tel:+4912345678901</callParticipant>
    <status>Played</status>
  </messageStatus>
  <messageStatus>
    <callParticipant>tel:+4412345678901</callParticipant>
    <status>Pending</status>
  </messageStatus>
  <resourceURL>http://example.com/exampleAPI/1/audiocall/messages/audio/msg123/statusList</resourceURL>
</messageStatusList>
<clientCorrelator>22345</clientCorrelator>
<resourceURL>http://example.com/exampleAPI/1/audiocall/messages/audio/msg123</resourceURL>
</ac:audioMessage>

```

5.9.4 PUT

Method not allowed by the resource. The returned HTTP error status is 405. The server SHOULD also include the 'Allow: Get, DELETE' field in the response as per section 14.7 of [RFC 2616].

5.9.5 POST

Method not allowed by the resource. The returned HTTP error status is 405. The server SHOULD also include the 'Allow: Get, DELETE' field in the response as per section 14.7 of [RFC 2616].

5.9.6 DELETE

This operation is used to terminate and remove an individual active audio call text message, and to return the final status..

5.9.6.1 Example: Terminating an active audio call audio message (Informative)

5.9.6.1.1 Request

```

DELETE /exampleAPI/1/audiocall/messages/audio/msg123 HTTP/1.1
Accept: application/xml
Host: example.com

```

5.9.6.1.2 Response

```

HTTP/1.1 200 OK
Content-Type: application/xml
Content-Length: nnnn
Date: Mon, 28 Jun 2010 17:51:59 GMT

<?xml version="1.0" encoding="UTF-8"?>
<ac:audioMessage xmlns:ac="urn:oma:xml:rest:audiocall:1">
  <callSessionIdentifier>B45678</callSessionIdentifier>
  <callParticipant>tel:+4912345678901</callParticipant>
  <callParticipant>tel:+4412345678901</callParticipant>

```

```

<mediaUrl>http://www.example.com/ann1.mp3</mediaUrl>
<mediaType>audio/mpeg</mediaType>
<messageStatusList>
  <messageStatus>
    <callParticipant>tel:+4912345678901</callParticipant>
    <status>Played</status>
  </messageStatus>
  <messageStatus>
    <callParticipant>tel:+4412345678901</callParticipant>
    <status>Terminated</status>
  </messageStatus>
  <resourceURL>http://example.com/exampleAPI/1/audiocall/messages/audio/msg123/statusList</resourceURL>
</messageStatusList>
<clientCorrelator>22345</clientCorrelator>
<resourceURL>http://example.com/exampleAPI/1/audiocall/messages/audio/msg123</resourceURL>
</ac:audioMessage>

```

5.10 Resource: Individual audio call audio message status

The resource used is:

http://{serverRoot}/{apiVersion}/audiocall/messages/audio/{messageId}/statusList

This resource is used to retrieve the status of individual active audio call audio message.

5.10.1 Request URI variables

The following request URI variables are common for all HTTP commands:

Name	Description
serverRoot	server base url: hostname+port+base path. Example: http://example.com/exampleAPI
apiVersion	version of the ParlayREST API clients want to use (e.g. 1 for version 1.x)
messageId	identifier of the message resource

5.10.2 Response Codes

5.10.2.1 Response Codes

For HTTP response codes, see [OMA_REST_TS_Common].

5.10.2.2 Exception fault codes

For Policy Exception and Service Exception fault codes applicable to Audio Call, see [3GPP 29.199-11].

5.10.3 GET

This operation is used to retrieve the status of an individual active audio call audio message.

5.10.3.1 Example: Retrieving an active audio call audio message status (Informative)

5.10.3.1.1 Request

```
GET /exampleAPI/1/audiocall/messages/audio/msg123/statusList HTTP/1.1
Accept: application/xml
Host: example.com
```

5.10.3.1.2 Response

```
HTTP/1.1 200 OK
Content-Type: application/xml
Content-Length: nnnn
Date: Mon, 28 Jun 2010 17:51:59 GMT

<?xml version="1.0" encoding="UTF-8"?>
<ac:messageStatusList xmlns:ac="urn:oma:xml:rest:audiocall:1">
  <messageStatus>
    <callParticipant>tel:+4912345678901</callParticipant>
    <status>Played</status>
  </messageStatus>
  <messageStatus>
    <callParticipant>tel:+4412345678901</callParticipant>
    <status>Pending</status>
  </messageStatus>
  <resourceURL>http://example.com/exampleAPI/1/audiocall/messages/audio/msg123/statusList</resourceURL>
</ac:messageStatusList>
```

5.10.4 PUT

Method not allowed by the resource. The returned HTTP error status is 405. The server SHOULD also include the 'Allow: Get' field in the response as per section 14.7 of [RFC 2616].

5.10.5 POST

Method not allowed by the resource. The returned HTTP error status is 405. The server SHOULD also include the 'Allow: Get' field in the response as per section 14.7 of [RFC 2616].

5.10.6 DELETE

Method not allowed by the resource. The returned HTTP error status is 405. The server SHOULD also include the 'Allow: Get' field in the response as per section 14.7 of [RFC 2616].

5.11 Resource: Audio call voiceXML messages

The resource used is:

<http://{serverRoot}/{apiVersion}/audiocall/messages/voiceXml>

This resource is used to create an audio call using VoiceXML content as the media, and to retrieve a list of all active audio call VoiceXML messages.

5.11.1 Request URI variables

The following request URI variables are common for all HTTP commands:

Name	Description
serverRoot	server base url: hostname+port+base path. Example: http://example.com/exampleAPI
apiVersion	version of the ParlayREST API clients want to use (e.g. 1 for version 1.x)

5.11.2 Response Codes

5.11.2.1 Response Codes

For HTTP response codes, see [OMA_REST_TS_Common].

5.11.2.2 Exception fault codes

For Policy Exception and Service Exception fault codes applicable to Audio Call, see [3GPP 29.199-11].

5.11.3 GET

This operation is used for reading a list of all active audio call VoiceXML messages.

5.11.3.1 Example: Retrieving a list of all active audio call VoiceXML messages (Informative)

5.11.3.1.1 Request

```
GET /exampleAPI/1/audiocall/messages/voiceXml HTTP/1.1
Accept: application/xml
Host: example.com
```

5.11.3.1.2 Response

```
HTTP/1.1 200 OK
Content-Type: application/xml
Content-Length: nnnn
Date: Mon, 28 Jun 2010 17:51:59 GMT

<?xml version="1.0" encoding="UTF-8"?>
<ac:messageList xmlns:ac="urn:oma:xml:rest:audiocall:1">
  <voiceXmlMessage>
    <callSessionIdentifier>B45678</callSessionIdentifier>
    <callParticipant>tel:+4912345678901</callParticipant>
    <callParticipant>tel:+4412345678901</callParticipant>
    <mediaUrl>http://www.example.com/ann1.vxml</mediaUrl>
    <messageStatusList>
      <messageStatus>
        <callParticipant>tel:+4912345678901</callParticipant>
        <status>Played</status>
      </messageStatus>
      <messageStatus>
        <callParticipant>tel:+4412345678901</callParticipant>
        <status>Pending</status>
      </messageStatus>
    </messageStatusList>
  </voiceXmlMessage>
</ac:messageList>
```

```

    </messageStatus>
    <resourceURL>http://example.com/exampleAPI/1/audiocall/messages/voiceXml/msg123/statusList</resourceURL>
  </messageStatusList>
  <clientCorrelator>42345</clientCorrelator>
  <resourceURL>http://example.com/exampleAPI/1/audiocall/messages/voiceXml/msg123</resourceURL>
</voiceXMLMessage >
<resourceURL>http://example.com/exampleAPI/1/audiocall/messages/voiceXml</resourceURL>
</ac:messageList>

```

5.11.4 PUT

Method not allowed by the resource. The returned HTTP error status is 405. The server SHOULD also include the 'Allow: GET, POST' field in the response as per section 14.7 of [RFC 2616].

5.11.5 POST

This operation is used to create a new VoiceXML message to be played to call participants.

5.11.5.1 Example: Creating an audio call VoiceXML message (Informative)

5.11.5.1.1 Request

```

POST /exampleAPI/1/audiocall/messages/voiceXml HTTP/1.1
Accept: application/xml
Content-Type: application/xml
Content-Length: nnnn
Host: example.com

<?xml version="1.0" encoding="UTF-8"?>
<ac:voiceXMLMessage xmlns:ac="urn:oma:xml:rest:audiocall:1">
  <callSessionIdentifier>D45678</callSessionIdentifier>
  <callParticipant>tel:+4912345678901</callParticipant>
  <callParticipant>tel:+4412345678901</callParticipant>
  <mediaUrl>http://www.example.com/ann1.vxml</mediaUrl>
  <clientCorrelator>42345</clientCorrelator>
</ac:voiceXMLMessage>

```

5.11.5.1.2 Response

```

HTTP/1.1 201 Created
Content-Type: application/xml
Location: http://example.com/exampleAPI/1/audiocall/messages/voiceXml/msg123
Content-Length: nnnn
Date: Mon, 28 Jun 2010 17:51:59 GMT

<?xml version="1.0" encoding="UTF-8"?>
<ac:voiceXMLMessage xmlns:ac="urn:oma:xml:rest:audiocall:1">
  <callSessionIdentifier>D45678</callSessionIdentifier>
  <callParticipant>tel:+4912345678901</callParticipant>
  <callParticipant>tel:+4412345678901</callParticipant>
  <mediaUrl>http://www.example.com/ann1.vxml</mediaUrl>
  <messageStatusList>
  <messageStatus>

```



```

    <callParticipant>tel:+4912345678901</callParticipant>
    <status>Pending</status>
  </messageStatus>
  <messageStatus>
    <callParticipant>tel:+4412345678901</callParticipant>
    <status>Pending</status>
  </messageStatus>
  <resourceURL>http://example.com/exampleAPI/1/audiocall/messages/voiceXml/msg123/statusList</resourceURL>
</messageStatusList>
<clientCorrelator>42345</clientCorrelator>
<resourceURL>http://example.com/exampleAPI/1/audiocall/messages/voiceXml/msg123</resourceURL>
</ac:voiceXMLMessage>

```

Note that alternatively, a ‘resourceReference’ root element can be returned, as illustrated in section 5.5.5.2.2.

5.11.6 DELETE

Method not allowed by the resource. The returned HTTP error status is 405. The server SHOULD also include the ‘Allow: GET, POST’ field in the response as per section 14.7 of [RFC 2616].

5.12 Resource: Individual audio call voiceXML message

The resource used is:

http://{serverRoot}/{apiVersion}/audiocall/messages/voiceXml/{messageId}

This resource is used to retrieve or terminate an individual active audio call VoiceXML message.

5.12.1 Request URI variables

The following request URI variables are common for all HTTP commands:

Name	Description
serverRoot	server base url: hostname+port+base path. Example: http://example.com/exampleAPI
apiVersion	version of the ParlayREST API clients want to use (e.g. 1 for version 1.x)
messageId	identifier of the message resource

5.12.2 Response Codes

5.12.2.1 Response Codes

For HTTP response codes, see [OMA_REST_TS_Common].

5.12.2.2 Exception fault codes

For Policy Exception and Service Exception fault codes applicable to Audio Call, see [3GPP 29.199-11].

5.12.3 GET

This operation is used to retrieve an individual active audio call VoiceXML message.

5.12.3.1 Example: Retrieving an active audio call VoiceXML message(Informative)

5.12.3.1.1 Request

```
GET /exampleAPI/1/audiocall/messages/voiceXml/msg123 HTTP/1.1
Accept: application/xml
Host: example.com
```

5.12.3.1.2 Response

```
HTTP/1.1 200 OK
Content-Type: application/xml
Content-Length: nnnn
Date: Mon, 28 Jun 2010 17:51:59 GMT

<?xml version="1.0" encoding="UTF-8"?>
<ac:voiceXMLMessage xmlns:ac="urn:oma:xml:rest:audiocall:1">
  <callSessionIdentifier>D45678</callSessionIdentifier>
  <callParticipant>tel:+4912345678901</callParticipant>
  <callParticipant>tel:+4412345678901</callParticipant>
  <mediaUrl>http://www.example.com/ann1.vxml</mediaUrl>
  <messageStatusList>
    <messageStatus>
      <callParticipant>tel:+4912345678901</callParticipant>
      <status>Played</status>
    </messageStatus>
    <messageStatus>
      <callParticipant>tel:+4412345678901</callParticipant>
      <status>Pending</status>
    </messageStatus>
    <resourceURL>http://example.com/exampleAPI/1/audiocall/messages/voiceXml/msg123/statusList</resourceURL>
  </messageStatusList>
  <clientCorrelator>42345</clientCorrelator>
  <resourceURL>http://example.com/exampleAPI/1/audiocall/messages/voiceXml/msg123</resourceURL>
</ac:voiceXMLMessage>
```

5.12.4 PUT

Method not allowed by the resource. The returned HTTP error status is 405. The server SHOULD also include the ‘Allow: Get, DELETE’ field in the response as per section 14.7 of [RFC 2616].

5.12.5 POST

Method not allowed by the resource. The returned HTTP error status is 405. The server SHOULD also include the ‘Allow: Get, DELETE’ field in the response as per section 14.7 of [RFC 2616].

5.12.6 DELETE

This operation is used to terminate and remove an individual active audio call VoiceXML message, and to return the final status.

5.12.6.1 Example: Terminating an active audio call VoiceXML message (Informative)

5.12.6.1.1 Request

```
DELETE /exampleAPI/1/audiocall/messages/voiceXml/msg123 HTTP/1.1
Accept: application/xml
Host: example.com
```

5.12.6.1.2 Response

```
HTTP/1.1 200 OK
Content-Type: application/xml
Content-Length: nnnn
Date: Mon, 28 Jun 2010 17:51:59 GMT

<?xml version="1.0" encoding="UTF-8"?>
<ac:voiceXMLMessage xmlns:ac="urn:oma:xml:rest:audiocall:1">
  <callSessionIdentifier>D45678</callSessionIdentifier>
  <callParticipant>tel:+4912345678901</callParticipant>
  <callParticipant>tel:+4412345678901</callParticipant>
  <mediaUrl>http://www.example.com/ann1.vxml</mediaUrl>
  <messageStatusList>
    <messageStatus>
      <callParticipant>tel:+4912345678901</callParticipant>
      <status>Played</status>
    </messageStatus>
    <messageStatus>
      <callParticipant>tel:+4412345678901</callParticipant>
      <status>Terminated</status>
    </messageStatus>
    <resourceURL>http://example.com/exampleAPI/1/audiocall/messages/voiceXml/msg123/statusList</resourceURL>
  </messageStatusList>
  <clientCorrelator>42345</clientCorrelator>
  <resourceURL>http://example.com/exampleAPI/1/audiocall/messages/voiceXml/msg123</resourceURL>
</ac:voiceXMLMessage>
```

5.13 Resource: Individual audio call voiceXML message status

The resource used is:

`http://{serverRoot}/{apiVersion}/audiocall/messages/voiceXml/{messageId}/statusList`

This resource is used to retrieve the status of individual active audio call VoiceXML message.

5.13.1 Request URI variables

The following request URI variables are common for all HTTP commands:

Name	Description
serverRoot	server base url: hostname+port+base path. Example: http://example.com/exampleAPI
apiVersion	version of the ParlayREST API clients want to use (e.g. 1 for version 1.x)
messageId	identifier of the message resource

5.13.2 Response Codes

5.13.2.1 Response Codes

For HTTP response codes, see [OMA_REST_TS_Common].

5.13.2.2 Exception fault codes

For Policy Exception and Service Exception fault codes applicable to Audio Call, see [3GPP 29.199-11].

5.13.3 GET

This operation is used to retrieve the status of an individual active audio call audio message.

5.13.3.1 Example: Retrieving status of an active audio call voiceXML message (Informative)

5.13.3.1.1 Request

```
GET /exampleAPI/1/audiocall/messages/voiceXml/msg123/statusList HTTP/1.1
Accept: application/xml
Host: example.com
```

5.13.3.1.2 Response

```
HTTP/1.1 200 OK
Content-Type: application/xml
Content-Length: nnnn
Date: Mon, 28 Jun 2010 17:51:59 GMT

<?xml version="1.0" encoding="UTF-8"?>
<ac:messageStatusList xmlns:ac="urn:oma:xml:rest:audiocall:1">
  <messageStatus>
    <callParticipant>tel:+4912345678901</callParticipant>
    <status>Played</status>
  </messageStatus>
  <messageStatus>
    <callParticipant>tel:+4412345678901</callParticipant>
    <status>Pending</status>
  </messageStatus>
  <resourceURL>http://example.com/exampleAPI/1/audiocall/messages/voiceXml/msg123/statusList</resourceURL>
</ac:messageStatusList>
```

5.13.4 PUT

Method not allowed by the resource. The returned HTTP error status is 405. The server SHOULD also include the ‘Allow: Get’ field in the response as per section 14.7 of [RFC 2616].

5.13.5 POST

Method not allowed by the resource. The returned HTTP error status is 405. The server SHOULD also include the ‘Allow: Get’ field in the response as per section 14.7 of [RFC 2616].

5.13.6 DELETE

Method not allowed by the resource. The returned HTTP error status is 405. The server SHOULD also include the 'Allow: Get' field in the response as per section 14.7 of [RFC 2616].

5.14 Resource: Audio call video messages

The resource used is:

http://{serverRoot}/{apiVersion}/audiocall/messages/video

This resource is used to create an audio call using video content as the media, and to retrieve a list of all active audio call video messages.

5.14.1 Request URI variables

The following request URI variables are common for all HTTP commands:

Name	Description
serverRoot	server base url: hostname+port+base path. Example: http://example.com/exampleAPI
apiVersion	version of the ParlayREST API clients want to use (e.g. 1 for version 1.x)

5.14.2 Response Codes

5.14.2.1 Response Codes

For HTTP response codes, see [OMA_REST_TS_Common].

5.14.2.2 Exception fault codes

For Policy Exception and Service Exception fault codes applicable to Audio Call, see [3GPP 29.199-11].

5.14.3 GET

This operation is used for reading a list of all active audio call video messages.

5.14.3.1 Example: Retrieving a list of all active audio call video messages (Informative)

5.14.3.1.1 Request

```
GET /exampleAPI/1/audiocall/messages/video HTTP/1.1
Accept: application/xml
Host: example.com
```

5.14.3.1.2 Response

```
HTTP/1.1 200 OK
Content-Type: application/xml
Content-Length: nnnn
Date: Mon, 28 Jun 2010 17:51:59 GMT

<?xml version="1.0" encoding="UTF-8"?>
```

```

<ac:messageList xmlns:ac="urn:oma:xml:rest:audiocall:1">
  <videoMessage>
    <callSessionIdentifier>E45678</callSessionIdentifier>
    <callParticipant>tel:+4912345678901</callParticipant>
    <callParticipant>tel:+4412345678901</callParticipant>
    <mediaUri>http://www.example.com/ann1.mp4</mediaUri>
    <mediaType>video/mp4</mediaType>
    <messageStatusList>
      <messageStatus>
        <callParticipant>tel:+4912345678901</callParticipant>
        <status>Played</status>
      </messageStatus>
      <messageStatus>
        <callParticipant>tel:+4412345678901</callParticipant>
        <status>Pending</status>
      </messageStatus>
      <resourceURL>http://example.com/exampleAPI/1/audiocall/messages/video/msg123/statusList</resourceURL>
    </messageStatusList>
    <clientCorrelator>42345</clientCorrelator>
    <resourceURL>http://example.com/exampleAPI/1/audiocall/messages/video/msg123</resourceURL>
  </videoMessage >
  <resourceURL>http://example.com/exampleAPI/1/audiocall/messages/video</resourceURL>
</ac:messageList>

```

5.14.4 PUT

Method not allowed by the resource. The returned HTTP error status is 405. The server SHOULD also include the 'Allow: GET, POST' field in the response as per section 14.7 of [RFC 2616].

5.14.5 POST

This operation is used to create a new video message to be played to call participants.

5.14.5.1 Example: Creating an audio call video message

(Informative)

5.14.5.1.1 Request

```

POST /exampleAPI/1/audiocall/messages/video HTTP/1.1
Accept: application/xml
Content-Type: application/xml
Content-Length: nnnn
Host: example.com

<?xml version="1.0" encoding="UTF-8"?>
<ac:videoMessage xmlns:ac="urn:oma:xml:rest:audiocall:1">
  <callSessionIdentifier>E45678</callSessionIdentifier>
  <callParticipant>tel:+4912345678901</callParticipant>
  <callParticipant>tel:+4412345678901</callParticipant>
  <mediaUri>http://www.example.com/ann1.mp4</mediaUri>
  <mediaType>video/mp4</mediaType>
  <clientCorrelator>52345</clientCorrelator>
</ac:videoMessage>

```

5.14.5.1.2 Response

HTTP/1.1 201 Created
 Content-Type: application/xml
 Location: http://example.com/exampleAPI/1/audiocall/messages/video/msg123
 Content-Length: nnnn
 Date: Mon, 28 Jun 2010 17:51:59 GMT

```
<?xml version="1.0" encoding="UTF-8"?>
<ac:videoMessage xmlns:ac="urn:oma:xml:rest:audiocall:1">
  <callSessionIdentifier>E45678</callSessionIdentifier>
  <callParticipant>tel:+4912345678901</callParticipant>
  <callParticipant>tel:+4412345678901</callParticipant>
  <mediaUri>http://www.example.com/ann1.mp4</mediaUri>
  <mediaType>video/mp4</mediaType>
  <messageStatusList>
    <messageStatus>
      <callParticipant>tel:+4912345678901</callParticipant>
      <status>Pending</status>
    </messageStatus>
    <messageStatus>
      <callParticipant>tel:+4412345678901</callParticipant>
      <status>Pending</status>
    </messageStatus>
    <resourceURL>http://example.com/exampleAPI/1/audiocall/messages/video/msg123/statusList</resourceURL>
  </messageStatusList>
  <clientCorrelator>52345</clientCorrelator>
  <resourceURL>http://example.com/exampleAPI/1/audiocall/messages/video/msg123</resourceURL>
</ac:videoMessage>
```

Note that alternatively, a ‘resourceReference’ root element can be returned, as illustrated in section 5.5.5.2.2.

5.14.6 DELETE

Method not allowed by the resource. The returned HTTP error status is 405. The server SHOULD also include the ‘Allow: GET, POST’ field in the response as per section 14.7 of [RFC 2616].

5.15 Resource: Individual audio call video message

The resource used is:

http://{serverRoot}/{apiVersion}/audiocall/messages/video/{messageId}

This resource is used to retrieve or terminate an individual active audio call video message.

5.15.1 Request URI variables

The following request URI variables are common for all HTTP commands:

Name	Description
serverRoot	server base url: hostname+port+base path. Example: http://example.com/exampleAPI
apiVersion	version of the ParlayREST API clients want to use (e.g. 1 for version 1.x)
messageId	identifier of the message resource

5.15.2 Response Codes

5.15.2.1 Response Codes

For HTTP response codes, see [OMA_REST_TS_Common].

5.15.2.2 Exception fault codes

For Policy Exception and Service Exception fault codes applicable to Audio Call, see [3GPP 29.199-11].

5.15.3 GET

This operation is used to retrieve an individual active audio call video message.

5.15.3.1 Example: Retrieving an active audio call video message (Informative)

5.15.3.1.1 Request

```
GET /exampleAPI/1/audiocall/messages/video/msg123 HTTP/1.1
Accept: application/xml
Host: example.com
```

5.15.3.1.2 Response

```
HTTP/1.1 200 OK
Content-Type: application/xml
Content-Length: nnnn
Date: Mon, 28 Jun 2010 17:51:59 GMT

<?xml version="1.0" encoding="UTF-8"?>
<ac:videoMessage xmlns:ac="urn:oma:xml:rest:audiocall:1">
  <callSessionIdentifier>E45678</callSessionIdentifier>
  <callParticipant>tel:+4912345678901</callParticipant>
  <callParticipant>tel:+4412345678901</callParticipant>
  <mediaUrl>http://www.example.com/ann1.mp4</mediaUrl>
  <mediaType>video/mp4</mediaType>
  <messageStatusList>
    <messageStatus>
      <callParticipant>tel:+4912345678901</callParticipant>
      <status>Played</status>
    </messageStatus>
    <messageStatus>
      <callParticipant>tel:+4412345678901</callParticipant>
      <status>Pending</status>
    </messageStatus>
    <resourceURL>http://example.com/exampleAPI/1/audiocall/messages/video/msg123/statusList</resourceURL>
  </messageStatusList>
  <clientCorrelator>52345</clientCorrelator>
  <resourceURL>http://example.com/exampleAPI/1/audiocall/messages/video/msg123</resourceURL>
</ac:videoMessage>
```


5.15.4 PUT

Method not allowed by the resource. The returned HTTP error status is 405. The server SHOULD also include the 'Allow: GET, DELETE' field in the response as per section 14.7 of [RFC 2616].

5.15.5 POST

Method not allowed by the resource. The returned HTTP error status is 405. The server SHOULD also include the 'Allow: GET, DELETE' field in the response as per section 14.7 of [RFC 2616].

5.15.6 DELETE

This operation is used to terminate and remove an individual active audio call video message, and to return the final status.

5.15.6.1 Example: Terminating an active audio call video message (Informative)

5.15.6.1.1 Request

```
DELETE /exampleAPI/1/audiocall/messages/video/msg123 HTTP/1.1
Accept: application/xml
Host: example.com
```

5.15.6.1.2 Response

```
HTTP/1.1 200 OK
Content-Type: application/xml
Content-Length: nnnn
Date: Mon, 28 Jun 2010 17:51:59 GMT

<?xml version="1.0" encoding="UTF-8"?>
<ac:videoMessage xmlns:ac="urn:oma:xml:rest:audiocall:1">
  <callSessionIdentifier>E45678</callSessionIdentifier>
  <callParticipant>tel:+4912345678901</callParticipant>
  <callParticipant>tel:+4412345678901</callParticipant>
  <mediaUrl>http://www.example.com/ann1.mp4</mediaUrl>
  <mediaType>video/mp4</mediaType>
  <messageStatusList>
    <messageStatus>
      <callParticipant>tel:+4912345678901</callParticipant>
      <status>Played</status>
    </messageStatus>
    <messageStatus>
      <callParticipant>tel:+4412345678901</callParticipant>
      <status>Terminated</status>
    </messageStatus>
    <resourceURL>http://example.com/exampleAPI/1/audiocall/messages/video/msg123/statusList</resourceURL>
  </messageStatusList>
  <clientCorrelator>52345</clientCorrelator>
  <resourceURL>http://example.com/exampleAPI/1/audiocall/messages/video/msg123</resourceURL>
</ac:videoMessage>
```

5.16 Resource: Individual audio call video message status

The resource used is:

`http://{serverRoot}/{apiVersion}/audiocall/messages/video/{messageId}/statusList`

This resource is used to retrieve the status of individual active audio call Video message.

5.16.1 Request URI variables

The following request URI variables are common for all HTTP commands:

Name	Description
serverRoot	server base url: hostname+port+base path. Example: http://example.com/exampleAPI
apiVersion	version of the ParlayREST API clients want to use (e.g. 1 for version 1.x)
messageId	identifier of the message resource

5.16.2 Response Codes

5.16.2.1 Response Codes

For HTTP response codes, see [OMA_REST_TS_Common].

5.16.2.2 Exception fault codes

For Policy Exception and Service Exception fault codes applicable to Audio Call, see [3GPP 29.199-11].

5.16.3 GET

This operation is used to retrieve the status of an individual active audio call video message.

5.16.3.1 Example: Retrieving status of an active audio call video message (Informative)

5.16.3.1.1 Request

```
GET /exampleAPI/1/audiocall/messages/video/msg123/statusList HTTP/1.1
Accept: application/xml
Host: example.com
```

5.16.3.1.2 Response

```
HTTP/1.1 200 OK
Content-Type: application/xml
Content-Length: nnnn
Date: Mon, 28 Jun 2010 17:51:59 GMT

<?xml version="1.0" encoding="UTF-8"?>
<ac:messageStatusList xmlns:ac="urn:oma:xml:rest:audiocall:1">
  <messageStatus>
    <callParticipant>tel:+4912345678901</callParticipant>
    <status>Played</status>
```

```

</messageStatus>
<messageStatus>
  <callParticipant>tel:+4412345678901</callParticipant>
  <status>Pending</status>
</messageStatus>
<resourceURL>http://example.com/exampleAPI/1/audiocall/messages/video/msg123/statusList</resourceURL>
</ac:messageStatusList>

```

5.16.4 PUT

Method not allowed by the resource. The returned HTTP error status is 405. The server SHOULD also include the ‘Allow: Get’ field in the response as per section 14.7 of [RFC 2616].

5.16.5 POST

Method not allowed by the resource. The returned HTTP error status is 405. The server SHOULD also include the ‘Allow: Get’ field in the response as per section 14.7 of [RFC 2616].

5.16.6 DELETE

Method not allowed by the resource. The returned HTTP error status is 405. The server SHOULD also include the ‘Allow: Get’ field in the response as per section 14.7 of [RFC 2616].

5.17 Resource: All media capture interactions

The resource used is:

http://{serverRoot}/{apiVersion}/audiocall/interactions

This resource is used to obtain all active media capture interactions.

5.17.1 Request URI variables

The following request URI variables are common for all HTTP commands:

Name	Description
serverRoot	server base url: hostname+port+base path. Example: http://example.com/exampleAPI
apiVersion	version of the ParlayREST API clients want to use (e.g. 1 for version 1.x)

5.17.2 Response Codes

5.17.2.1 Response Codes

For HTTP response codes, see [OMA_REST_TS_Common].

5.17.2.2 Exception fault codes

For Policy Exception and Service Exception fault codes applicable to Audio Call, see [3GPP 29.199-11].

5.17.3 GET

This operation is used for reading a list of all active media capture interactions.

5.17.3.1 Example: Retrieving a list of all active media capture interactions (Informative)

5.17.3.1.1 Request

```
GET /exampleAPI/1/audiocall/interactions HTTP/1.1
Accept: application/xml
Host: example.com
```

5.17.3.1.2 Response

```
HTTP/1.1 200 OK
Content-Type: application/xml
Content-Length: nnnn
Date: Mon, 28 Jun 2010 17:51:59 GMT

<?xml version="1.0" encoding="UTF-8"?>
<ac:interactionList xmlns:ac="urn:oma:xml:rest:audiocall:1">
  <digitCapture>
    <callSessionIdentifier>F14567</callSessionIdentifier>
    <callParticipant>tel:+4912345678901</callParticipant>
    <playingConfiguration>
      <playFileLocation>http://www.example.com/msg1.mp3</playFileLocation>
      <messageFormat>Audio</messageFormat>
      <mediaType>audio/mpeg</mediaType>
      <interruptMedia>>false</interruptMedia>
    </playingConfiguration>
    <digitConfiguration>
      <minDigits>1</minDigits>
      <maxDigits>1</maxDigits>
      <interruptMedia>>false</interruptMedia>
    </digitConfiguration>
    <clientCorrelator>62345</clientCorrelator>
    <resourceURL>http://example.com/exampleAPI/1/audiocall/interactions/collection/int123</resourceURL>
  </digitCapture>
  <digitCapture>
    <callSessionIdentifier>F24567</callSessionIdentifier>
    <callParticipant>tel:+1567890123456</callParticipant>
    <playingConfiguration>
      <playFileLocation>http://www.example.com/msg3.mp3</playFileLocation>
      <messageFormat>Audio</messageFormat>
      <mediaType>audio/mpeg</mediaType>
      <interruptMedia>>false</interruptMedia>
    </playingConfiguration>
    <digitConfiguration>
      <minDigits>1</minDigits>
      <maxDigits>1</maxDigits>
      <interruptMedia>>false</interruptMedia>
    </digitConfiguration>
    <clientCorrelator>72345</clientCorrelator>
    <resourceURL>http://example.com/exampleAPI/1/audiocall/interactions/collection/int456</resourceURL>
  </digitCapture>
```

```

<recordingCapture>
  <callSessionIdentifier>F34567</callSessionIdentifier>
  <callParticipant>tel:+4412345678901</callParticipant>
  <playingConfiguration>
    <playFileLocation>http://www.example.com/msg2.mp3</playFileLocation>
    <messageFormat>Audio</messageFormat>
    <mediaType>audio/mpeg</mediaType>
    <interruptMedia>false</interruptMedia>
  </playingConfiguration>
  <recordingConfiguration>
    <recFileLocation>http://www.example.com/rec1.mp3</recFileLocation>
    <maxRecordingLength>10</maxRecordingLength>
  </recordingConfiguration>
  <clientCorrelator>82345</clientCorrelator>
  <resourceURL>http://example.com/exampleAPI/1/audiocall/interactions/recording/int123</resourceURL>
</recordingCapture>
<resourceURL>http://example.com/exampleAPI/1/audiocall/interactions</resourceURL>
</ac:interactionList>

```

5.17.4 PUT

Method not allowed by the resource. The returned HTTP error status is 405. The server SHOULD also include the ‘Allow: GET’ field in the response as per section 14.7 of [RFC 2616].

5.17.5 POST

Method not allowed by the resource. The returned HTTP error status is 405. The server SHOULD also include the ‘Allow: GET’ field in the response as per section 14.7 of [RFC 2616].

5.17.6 DELETE

Method not allowed by the resource. The returned HTTP error status is 405. The server SHOULD also include the ‘Allow: GET’ field in the response as per section 14.7 of [RFC 2616].

5.18 Resource: Play-and-collect interactions

The resource used is:

http://{serverRoot}/{apiVersion}/audiocall/interactions/collection

This resource is used to play a media file to call participants and collect digits. It is also used to retrieve a list of all calls where media is being played to participants and digits collected.

5.18.1 Request URI variables

The following request URI variables are common for all HTTP commands:

Name	Description
serverRoot	server base url: hostname+port+base path. Example: http://example.com/exampleAPI
apiVersion	version of the ParlayREST API clients want to use (e.g. 1 for version 1.x)

5.18.2 Response Codes

5.18.2.1 Response Codes

For HTTP response codes, see [OMA_REST_TS_Common].

5.18.2.2 Exception fault codes

For Policy Exception and Service Exception fault codes applicable to Audio Call, see [3GPP 29.199-11].

5.18.3 GET

This operation is used for reading the list of calls where media is being played and digits collected.

5.18.3.1 Example: Retrieving a list of all play-and-collect interactions (Informative)

5.18.3.1.1 Request

```
GET /exampleAPI/1/audiocall/interactions/collection HTTP/1.1
Accept: application/xml
Host: example.com
```

5.18.3.1.2 Response

```
HTTP/1.1 200 OK
Content-Type: application/xml
Content-Length: nnnn
Date: Mon, 28 Jun 2010 17:51:59 GMT

<?xml version="1.0" encoding="UTF-8"?>
<ac:interactionList xmlns:ac="urn:oma:xml:rest:audiocall:1">
  <digitCapture>
    <callSessionIdentifier>F14567</callSessionIdentifier>
    <callParticipant>tel:+4912345678901</callParticipant>
    <playingConfiguration>
      <playFileLocation>http://www.example.com/msg1.mp3</playFileLocation>
      <messageFormat>Audio</messageFormat>
      <mediaType>audio/mpeg</mediaType>
      <interruptMedia>>false</interruptMedia>
    </playingConfiguration>
    <digitConfiguration>
      <minDigits>1</minDigits>
      <maxDigits>1</maxDigits>
      <interruptMedia>>false</interruptMedia>
    </digitConfiguration>
    <clientCorrelator>62345</clientCorrelator>
    <resourceURL>http://example.com/exampleAPI/1/audiocall/interactions/collection/int123</resourceURL>
  </digitCapture>
  <digitCapture>
    <callSessionIdentifier>F24567</callSessionIdentifier>
    <callParticipant>tel:+1567890123456</callParticipant>
    <playingConfiguration>
      <playFileLocation>http://www.example.com/msg3.mp3</playFileLocation>
      <messageFormat>Audio</messageFormat>
      <mediaType>audio/mpeg</mediaType>
      <interruptMedia>>false</interruptMedia>
    </playingConfiguration>
```

```

<digitConfiguration>
  <minDigits>1</minDigits>
  <maxDigits>1</maxDigits>
  <interruptMedia>>false</interruptMedia>
</digitConfiguration>
<clientCorrelator>72345</clientCorrelator>
<resourceURL>http://example.com/exampleAPI/1/audiocall/interactions/collection/int456</resourceURL>
</digitCapture>
<resourceURL>http://example.com/exampleAPI/1/audiocall/interactions/collection</resourceURL>
</ac:interactionList>

```

5.18.4 PUT

Method not allowed by the resource. The returned HTTP error status is 405. The server SHOULD also include the 'Allow: GET, POST' field in the response as per section 14.7 of [RFC 2616].

5.18.5 POST

This operation is used to play a media file to call participants and collect digits from the participants.

5.18.5.1 Example 1: Playing a media file and collecting digits, returning a copy of the created resource (Informative)

5.18.5.1.1 Request

```

POST /exampleAPI/1/audiocall/interactions/collection HTTP/1.1
Accept: application/xml
Content-Type: application/xml
Content-Length: nnnn
Host: example.com

<?xml version="1.0" encoding="UTF-8"?>
<ac:digitCapture xmlns:ac="urn:oma:xml:rest:audiocall:1">
  <callSessionIdentifier>F14567</callSessionIdentifier>
  <callParticipant>tel:+4912345678901</callParticipant>
  <playingConfiguration>
    <playFileLocation>http://www.example.com/msg1.mp3</playFileLocation>
    <messageFormat>Audio</messageFormat>
    <mediaType>audio/mpeg</mediaType>
    <interruptMedia>>false</interruptMedia>
  </playingConfiguration>
  <digitConfiguration>
    <minDigits>1</minDigits>
    <maxDigits>1</maxDigits>
    <interruptMedia>>false</interruptMedia>
  </digitConfiguration>
  <clientCorrelator>62345</clientCorrelator>
</ac:digitCapture>

```

Note that instead of the 'callSessionIdentifier' element, a 'link' element can be provided that points to the ParlayREST representation of the call session.

5.18.5.1.2 Response

HTTP/1.1 201 Created
 Content-Type: application/xml
 Location: http://example.com/exampleAPI/1/audiocall/interactions/collection/int123
 Content-Length: nnnn
 Date: Mon, 28 Jun 2010 17:51:59 GMT

```
<?xml version="1.0" encoding="UTF-8"?>
<ac:digitCapture xmlns:ac="urn:oma:xml:rest:audiocall:1">
  <callSessionIdentifier>F14567</callSessionIdentifier>
  <callParticipant>tel:+4912345678901</callParticipant>
  <playingConfiguration>
    <playFileLocation>http://www.example.com/msg1.mp3</playFileLocation>
    <messageFormat>Audio</messageFormat>
    <mediaType>audio/mpeg</mediaType>
    <interruptMedia>>false</interruptMedia>
  </playingConfiguration>
  <digitConfiguration>
    <minDigits>1</minDigits>
    <maxDigits>1</maxDigits>
    <interruptMedia>>false</interruptMedia>
  </digitConfiguration>
  <clientCorrelator>62345</clientCorrelator>
  <resourceURL>http://example.com/exampleAPI/1/audiocall/interactions/collection/int123</resourceURL>
</ac:digitCapture>
```

5.18.5.2 Example 2: Playing a media file and collecting digits, returning the location of the created resource (Informative)

5.18.5.2.1 Request

POST /exampleAPI/1/audiocall/interactions/collection HTTP/1.1
 Accept: application/xml
 Content-Type: application/xml
 Content-Length: nnnn
 Host: example.com

```
<?xml version="1.0" encoding="UTF-8"?>
<ac:digitCapture xmlns:ac="urn:oma:xml:rest:audiocall:1">
  <callSessionIdentifier>F14567</callSessionIdentifier>
  <callParticipant>tel:+4912345678901</callParticipant>
  <playingConfiguration>
    <playFileLocation>http://www.example.com/msg1.mp3</playFileLocation>
    <messageFormat>Audio</messageFormat>
    <mediaType>audio/mpeg</mediaType>
    <interruptMedia>>false</interruptMedia>
  </playingConfiguration>
  <digitConfiguration>
    <minDigits>1</minDigits>
    <maxDigits>1</maxDigits>
    <interruptMedia>>false</interruptMedia>
  </digitConfiguration>
  <clientCorrelator>62345</clientCorrelator>
</ac:digitCapture>
```


5.18.5.2.2 Response

```

HTTP/1.1 201 Created
Content-Type: application/xml
Location: http://example.com/exampleAPI/1/audiocall/interactions/collection/int123
Content-Length: nnnn
Date: Mon, 28 Jun 2010 17:51:59 GMT

<?xml version="1.0" encoding="UTF-8"?>
<common:resourceReference xmlns:common="urn:oma:xml:rest:common:1">
  <resourceURL>http://example.com/exampleAPI/1/audiocall/interactions/collection/int123</resourceURL>
</common:resourceReference>

```

5.18.6 DELETE

Method not allowed by the resource. The returned HTTP error status is 405. The server SHOULD also include the 'Allow: GET, POST' field in the response as per section 14.7 of [RFC 2616].

5.19 Resource: Individual play-and-collect interaction

The resource used is:

http://{serverRoot}/{apiVersion}/audiocall/interactions/collection/{interactionId}

This resource is used to retrieve or terminate an individual play-and-collect interaction.

5.19.1 Request URI variables

The following request URI variables are common for all HTTP commands:

Name	Description
serverRoot	server base url: hostname+port+base path. Example: http://example.com/exampleAPI
apiVersion	version of the ParlayREST API clients want to use (e.g. 1 for version 1.x)
interactionId	identifier of the interaction resource

5.19.2 Response Codes

5.19.2.1 Response Codes

For HTTP response codes, see [OMA_REST_TS_Common].

5.19.2.2 Exception fault codes

For Policy Exception and Service Exception fault codes applicable to Audio Call, see [3GPP 29.199-11].

5.19.3 GET

This operation is used to retrieve an individual play-and-collect interaction.

5.19.3.1 Example: Retrieving an individual play-and-collect interaction (Informative)

5.19.3.1.1 Request

```
GET /exampleAPI/1/audiocall/interactions/collection/int123 HTTP/1.1
Accept: application/xml
Host: example.com
```

5.19.3.1.2 Response

```
HTTP/1.1 200 OK
Content-Type: application/xml
Content-Length: nnnn
Date: Mon, 28 Jun 2010 17:51:59 GMT

<?xml version="1.0" encoding="UTF-8"?>
<ac:digitCapture xmlns:ac="urn:oma:xml:rest:audiocall:1">
  <callSessionIdentifier>F14567</callSessionIdentifier>
  <callParticipant>tel:+4912345678901</callParticipant>
  <playingConfiguration>
    <playFileLocation>http://www.example.com/msg1.mp3</playFileLocation>
    <messageFormat>Audio</messageFormat>
    <mediaType>audio/mpeg</mediaType>
    <interruptMedia>>false</interruptMedia>
  </playingConfiguration>
  <digitConfiguration>
    <minDigits>1</minDigits>
    <maxDigits>1</maxDigits>
    <interruptMedia>>false</interruptMedia>
  </digitConfiguration>
  <clientCorrelator>62345</clientCorrelator>
  <resourceURL>http://example.com/exampleAPI/1/audiocall/interactions/collection/int123</resourceURL>
</ac:digitCapture>
```

5.19.4 PUT

Method not allowed by the resource. The returned HTTP error status is 405. The server SHOULD also include the ‘Allow: Get, DELETE’ field in the response as per section 14.7 of [RFC 2616].

5.19.5 POST

Method not allowed by the resource. The returned HTTP error status is 405. The server SHOULD also include the ‘Allow: Get, DELETE’ field in the response as per section 14.7 of [RFC 2616].

5.19.6 DELETE

This operation is used to terminate and remove an individual play-and-collect interaction.

5.19.6.1 Example: Stopping interaction and removing information (Informative)

5.19.6.1.1 Request

```
DELETE /exampleAPI/1/audiocall/interactions/collection/int123 HTTP/1.1
Accept: application/xml
Host: example.com
```

5.19.6.1.2 Response

HTTP/1.1 204 No Content
Date: Mon, 28 Jun 2010 17:51:59 GMT

5.20 Resource: Play media and record participant response

The resource used is:

http://{serverRoot}/{apiVersion}/audiocall/interactions/recording

This resource is used to play a media file to call participants and record a response. It is also used to retrieve a list of all calls where media is being played to participants and responses recorded.

5.20.1 Request URI variables

The following request URI variables are common for all HTTP commands:

Name	Description
serverRoot	server base url: hostname+port+base path. Example: http://example.com/exampleAPI
apiVersion	version of the ParlayREST API clients want to use (e.g. 1 for version 1.x)

5.20.2 Response Codes

5.20.2.1 Response Codes

For HTTP response codes, see [OMA_REST_TS_Common].

5.20.2.2 Exception fault codes

For Policy Exception and Service Exception fault codes applicable to Audio Call, see [3GPP 29.199-11].

5.20.3 GET

This operation is used for reading the list of calls where media is being played and responses collected.

5.20.3.1 Example: Retrieving a list of all play-and-record interactions (Informative)

5.20.3.1.1 Request

GET /exampleAPI/1/audiocall/interactions/recording HTTP/1.1
Accept: application/xml
Host: example.com

5.20.3.1.2 Response

HTTP/1.1 200 OK
Content-Type: application/xml
Content-Length: nnnn
Date: Mon, 28 Jun 2010 17:51:59 GMT

```

<?xml version="1.0" encoding="UTF-8"?>
<ac:interactionList xmlns:ac="urn:oma:xml:rest:audiocall:1">
  <recordingCapture>
    <callSessionIdentifier>F34567</callSessionIdentifier>
    <callParticipant>tel:+4412345678901</callParticipant>
    <playingConfiguration>
      <playFileLocation>http://www.example.com/msg2.mp3</playFileLocation>
      <messageFormat>Audio</messageFormat>
      <mediaType>audio/mpeg</mediaType>
      <interruptMedia>>false</interruptMedia>
    </playingConfiguration>
    <recordingConfiguration>
      <recFileLocation>http://www.example.com/rec2.mp3</recFileLocation>
      <maxRecordingLength>10</maxRecordingLength>
    </recordingConfiguration>
    <clientCorrelator>82345</clientCorrelator>
    <resourceURL>http://example.com/exampleAPI/1/audiocall/interactions/recording/int123</resourceURL>
  </recordingCapture>
  <resourceURL>http://example.com/exampleAPI/1/audiocall/interactions</resourceURL>
</ac:interactionList>

```

5.20.4 PUT

Method not allowed by the resource. The returned HTTP error status is 405. The server SHOULD also include the ‘Allow: GET, POST’ field in the response as per section 14.7 of [RFC 2616].

5.20.5 POST

This operation is used to play a media file to call participants and record a response from the participants.

5.20.5.1 Example: Playing a media file and recording response (Informative)

5.20.5.1.1 Request

```

POST /exampleAPI/1/audiocall/interactions/recording HTTP/1.1
Accept: application/xml
Content-Type: application/xml
Content-Length: nnnn
Host: example.com

```

```

<?xml version="1.0" encoding="UTF-8"?>
<ac:recordingCapture xmlns:ac="urn:oma:xml:rest:audiocall:1">
  <callSessionIdentifier>F34567</callSessionIdentifier>
  <callParticipant>tel:+4412345678901</callParticipant>
  <playingConfiguration>
    <playFileLocation>http://www.example.com/msg2.mp3</playFileLocation>
    <messageFormat>Audio</messageFormat>
    <mediaType>audio/mpeg</mediaType>
    <interruptMedia>>false</interruptMedia>
  </playingConfiguration>
  <recordingConfiguration>
    <recFileLocation>http://www.example.com/rec2.mp3</recFileLocation>
    <maxRecordingLength>10</maxRecordingLength>
  </recordingConfiguration>

```

```
<clientCorrelator>82345</clientCorrelator>
</ac:recordingCapture>
```

5.20.5.1.2 Response

```
HTTP/1.1 201 Created
Content-Type: application/xml
Location: http://example.com/exampleAPI/1/audiocall/interactions/recording/int123
Content-Length: nnnn
Date: Mon, 28 Jun 2010 17:51:59 GMT

<?xml version="1.0" encoding="UTF-8"?>
<ac:recordingCapture xmlns:ac="urn:oma:xml:rest:audiocall:1">
  <callSessionIdentifier>F34567</callSessionIdentifier>
  <callParticipant>tel:+4412345678901</callParticipant>
  <playingConfiguration>
    <playFileLocation>http://www.example.com/msg2.mp3</playFileLocation>
    <messageFormat>Audio</messageFormat>
    <mediaType>audio/mpeg</mediaType>
    <interruptMedia>>false</interruptMedia>
  </playingConfiguration>
  <recordingConfiguration>
    <recFileLocation>http://www.example.com/rec2.mp3</recFileLocation>
    <maxRecordingLength>10</maxRecordingLength>
  </recordingConfiguration>
  <clientCorrelator>82345</clientCorrelator>
  <resourceURL>http://example.com/exampleAPI/1/audiocall/interactions/recording/int123</resourceURL>
</ac:recordingCapture>
```

Note that alternatively, a ‘resourceReference’ root element can be returned, as illustrated in section 5.18.5.2.2.

5.20.6 DELETE

Method not allowed by the resource. The returned HTTP error status is 405. The server SHOULD also include the ‘Allow: GET, POST’ field in the response as per section 14.7 of [RFC 2616].

5.21 Resource: Individual play-and-record interaction

The resource used is:

http://{serverRoot}/{apiVersion}/audiocall/interactions/recording/{interactionId}

This resource is used to retrieve or terminate an individual play-and-record interaction.

5.21.1 Request URI variables

The following request URI variables are common for all HTTP commands:

Name	Description
serverRoot	server base url: hostname+port+base path. Example: http://example.com/exampleAPI
apiVersion	version of the ParlayREST API clients want to use (e.g. 1 for version 1.x)
interactionId	identifier of the interaction resource

5.21.2 Response Codes

5.21.2.1 Response Codes

For HTTP response codes, see [OMA_REST_TS_Common].

5.21.2.2 Exception fault codes

For Policy Exception and Service Exception fault codes applicable to Audio Call, see [3GPP 29.199-11].

5.21.3 GET

This operation is used to retrieve an individual play and record interaction.

5.21.3.1 Example: Retrieving an individual play-and-record interaction (Informative)

5.21.3.1.1 Request

```
GET /exampleAPI/1/audiocall/interactions/recording/int123HTTP/1.1
Accept: application/xml
Host: example.com
```

5.21.3.1.2 Response

```
HTTP/1.1 200 OK
Content-Type: application/xml
Content-Length: nnnn
Date: Mon, 28 Jun 2010 17:51:59 GMT

<?xml version="1.0" encoding="UTF-8"?>
<ac:recordingCapture xmlns:ac="urn:oma:xml:rest:audiocall:1">
  <callSessionIdentifier>F34567</callSessionIdentifier>
  <callParticipant>tel:+4412345678901</callParticipant>
  <playingConfiguration>
    <playFileLocation>http://www.example.com/msg2.mp3</playFileLocation>
    <messageFormat>Audio</messageFormat>
    <mediaType>audio/mpeg</mediaType>
    <interruptMedia>>false</interruptMedia>
  </playingConfiguration>
  <recordingConfiguration>
    <recFileLocation>http://www.example.com/rec2.mp3</recFileLocation>
    <maxRecordingLength>10</maxRecordingLength>
  </recordingConfiguration>
  <clientCorrelator>82345</clientCorrelator>
  <resourceURL>http://example.com/exampleAPI/1/audiocall/interactions/recording/int123</resourceURL>
</ac:recordingCapture>
```

5.21.4 PUT

Method not allowed by the resource. The returned HTTP error status is 405. The server SHOULD also include the 'Allow: Get, DELETE' field in the response as per section 14.7 of [RFC 2616].

5.21.5 POST

Method not allowed by the resource. The returned HTTP error status is 405. The server SHOULD also include the 'Allow: Get, DELETE' field in the response as per section 14.7 of [RFC 2616].

5.21.6 DELETE

This operation is used to terminate and remove an individual play-and-record interaction.

5.21.6.1 Example: Stopping play-and-record interaction and removing information (Informative)

5.21.6.1.1 Request

```
DELETE /exampleAPI/1/audiocall/interactions/recording/int123 HTTP/1.1
Accept: application/xml
Host: example.com
```

5.21.6.1.2 Response

```
HTTP/1.1 204 No Content
Date: Mon, 28 Jun 2010 17:51:59 GMT
```

Appendix A. Change History

(Informative)

A.1 Approved Version History

Reference	Date	Description
n/a	n/a	No prior version –or- No previous version within OMA

A.2 Draft/Candidate Version 1.0 History

Document Identifier	Date	Sections	Description
Draft Versions: OMA-TS-ParlayREST_AudioCall-V1_0	15 Apr 2010	Many	Skeleton document
	26 May 2010	Many	CR 236R01
	02 July 2010	Many	CR 282R01
	07 July 2010	Many	Editorial: replaced phone numbers in examples by fictitious ones and fixed some texts in examples.
	31 Aug 2010	Many	Editorial : Fixed some descriptions and references, and removed the PX items from the resource tables
	01 Sept 2010	Title Page	Forgot to change the document details on the title page for the 31 Aug Changes
	12 Sept 2010	Many	CR350R01, CR351R02, CR352R01, CR404, CR405, CR478, CR479, CR431R02
	23 Sept 2010	Many	Editorial fixes for REST-2010-A077, REST-2010-A096, REST-2010-A102
	24 Sept 2010	Many	Some editorial fixes
	30 Sept 2010	Some	OMA-ARC-REST-2010-0502-CR_Removing_TimeMetrics_from_AudioCall
	07 Oct 2010	All	Editorial fixes: Styles as per template Cover page
	11 Nov 2010	Many	Changes following CONRR review. A005, A006, A010 F001, F002, F003, F013, F014, F021 CR0596 2010-A133, 2010-A135, 2010-A136, 2010-A137, 2010-A138
	23 Nov 2010	Contents, Appendix E	Editorial: Closed CONRR comment G008 per action REST-2010-A136
	29 Nov 2010	Many	Implemented CRs: - OMA-ARC-REST-2010-0650-CR_Some_CONRR_resolutions_Audiocall - OMA-ARC-REST-2010-0619R02-CR_resFormat_AudioCall
	01 Dec 2010	Many	Implemented CRs - OMA-ARC-REST-2010-0671R01-CR_CONRR_resolution_F0008_Audiocall - OMA-ARC-REST-2010-0678-CR_CONRR_comment_F0016_resolution_proposal
	07 Dec 2010	Many	Implemented CRs: OMA-ARC-REST-2010-0613R01-CR_Term_Enabler_AudioCall OMA-ARC-REST-2010-0633R01-CR_A134_CONRR_comment_F004_Audio_Call OMA-ARC-REST-2010-0668-CR_Closing_CONRR_comments_F0018_F0020_Audiocall OMA-ARC-REST-2010-0670-CR_CONRR_resolution_F0015_Audiocall OMA-ARC-REST-2010-0679-CR_AudioCall_fix_PX_reference Editorial changes: Closed CONRR comment A001 per action REST-2010-A122

Document Identifier	Date	Sections	Description
	09 Dec 2010	Many	AI REST-2010-A290 – removed the abbreviation for PX since not used anywhere. AI REST-2010-A311 AI REST-2010-A297. Removed curly brackets from examples as per CR 0675R01 AI REST-2010-A282 : Regenerated JSON completely from the XML using Sune's tool.
	10 Dec 2010	Many	Noticed some problems in implementing AI REST-2010-A297. Fixed them.
	13 Dec 2010	5.1	Editorial fixes: cover page, table margins
	15 Dec 2010	Many	Corrected two oversights in implementing AI REST-2010-A297: removal of port 80, and replacement of some leftover http://example.com:80/ParlayREST by http://example.com/exampleAPI
Candidate Version: OMA-TS-ParlayREST_AudioCall-V1_0	11 Jan 2011	All	Status changed to Candidate by TP: OMA-TP-2010-0531R01- INP_ParlayREST_2_0_for_Candidate_approval

Appendix B. Static Conformance Requirements (Normative)

The notation used in this appendix is specified in [SCRRULES].

B.1 SCR for ParlayREST.AC Server

Item	Function	Reference	Requirement
PARLAYREST-AC-SUPPORT-S-001-M	Support for the Audio Call REST API	5	
PARLAYREST-AC-SUPPORT-S-002-M	Support for the XML request & response format	5	
PARLAYREST-AC-SUPPORT-S-003-M	Support for the JSON request & response format	5	
PARLAYREST-AC-SUPPORT-S-004-O	Support for the application/form-urlencoded format	Appendix C	

B.1.1 SCR for ParlayREST.AC.Messages Server

Item	Function	Reference	Requirement
PARLAYREST-AC-MSG-S-001-O	Support for Audio Call Messages	5.4	PARLAYREST-AC-MSG-S-002-O
PARLAYREST-AC-MSG-S-002-O	Retrieving a list of all Audio Call Messages – GET	5.4.3	

B.1.2 SCR for ParlayREST.AC.Messages.Text Server

Item	Function	Reference	Requirement
PARLAYREST-AC-MSG-TEXT-S-001-O	Support for text messages	5.5	PARLAYREST-AC-MSG-TEXT-S-003-O AND PARLAYREST-AC-MSG-INDTEXT-S-001-O
PARLAYREST-AC-MSG-TEXT-S-002-O	Retrieving a list of all Audio Call text messages – GET	5.5.3	
PARLAYREST-AC-MSG-TEXT-S-003-O	Create a new Audio Call text message – POST (XML or JSON)	5.5.5	
PARLAYREST-AC-MSG-TEXT-S-004-O	Create a new Audio Call text message – POST (www-form-urlencoded)	C.1	

B.1.3 SCR for ParlayREST.AC.Messages.IndividualText Server

Item	Function	Reference	Requirement
PARLAYREST-AC-MSG-INDTEXT-S-001-O	Support for individual text message	5.6	PARLAYREST-AC-MSG-INDTEXT-S-002-O AND PARLAYREST-AC-MSG-INDTEXT-S-003-O AND PARLAYREST-AC-MSG-INDTEXT-STAT-S-001-O
PARLAYREST-AC-MSG-INDTEXT-S-002-O	Retrieving an individual Audio Call text message – GET	5.6.3	
PARLAYREST-AC-MSG-INDTEXT-S-003-O	Terminate and remove an individual Audio Call text message – DELETE	5.6.6	

B.1.4 SCR for ParlayREST.AC.Messages.IndividualText.Status Server

Item	Function	Reference	Requirement
PARLAYREST-AC-MSG-INDTEXT-STAT-S-001-O	Support for individual text message status	5.7	PARLAYREST-AC-MSG-INDTEXT-STAT-S-002-O
PARLAYREST-AC-MSG-INDTEXT-STAT-S-002-O	Retrieving status for an individual Audio Call text message – GET	5.7.3	

B.1.5 SCR for ParlayREST.AC.Messages.Audio Server

Item	Function	Reference	Requirement
PARLAYREST-AC-MSG-AUDIO-S-001-M	Support for audio messages	5.8	
PARLAYREST-AC-MSG-AUDIO-S-002-O	Retrieving all Audio Call audio messages – GET	5.8.3	
PARLAYREST-AC-MSG-AUDIO-S-003-M	Create a new Audio Call audio message – POST (XML or JSON)	5.8.5	
PARLAYREST-AC-MSG-AUDIO-S-004-O	Create a new Audio Call audio message – POST (www-form-urlencoded)	C.2	

B.1.6 SCR for ParlayREST.AC.Messages.IndividualAudio Server

Item	Function	Reference	Requirement
PARLAYREST-AC-MSG-INDAUDIO-S-001-M	Support for individual audio message	5.9	
PARLAYREST-AC-MSG-INDAUDIO-S-002-M	Retrieving an individual Audio Call audio message – GET	5.9.3	

Item	Function	Reference	Requirement
PARLAYREST-AC-MSG-INDAUDIO-S-003-M	Terminate and remove an individual Audio Call audio message – DELETE	5.9.6	

B.1.7 SCR for ParlayREST.AC.Messages.IndividualAudio.Status Server

Item	Function	Reference	Requirement
PARLAYREST-AC-MSG-INDAUDIO-STAT-S-001-M	Support for individual audio message status	5.10	
PARLAYREST-AC-MSG-INDAUDIO-STAT-S-002-M	Retrieving status for an individual Audio Call audio message – GET	5.10.3	

B.1.8 SCR for ParlayREST.AC.Messages.VXML Server

Item	Function	Reference	Requirement
PARLAYREST-AC-MSG-VXML-S-001-O	Support for Voice XML messages	5.11	PARLAYREST-AC-MSG-VXML-S-003-O AND PARLAYREST-AC-MSG-INDVXML-S-001-O
PARLAYREST-AC-MSG-VXML-S-002-O	Retrieving all Audio Call Voice XML messages – GET	5.11.3	
PARLAYREST-AC-MSG-VXML-S-003-O	Create a new Audio Call Voice XML message – POST (XML or JSON)	5.11.5	
PARLAYREST-AC-MSG-VXML-S-004-O	Create a new Audio Call Voice XML message – POST (www-form-urlencoded)	C.3	

B.1.9 SCR for ParlayREST.AC.Messages.IndividualVXML Server

Item	Function	Reference	Requirement
PARLAYREST-AC-MSG-INDVXML-S-001-O	Support for individual Voice XML message	5.12	PARLAYREST-AC-MSG-INDVXML-S-002-O AND PARLAYREST-AC-MSG-INDVXML-S-003-O AND PARLAYREST-AC-MSG-INDVXML-STAT-S-001-O
PARLAYREST-AC-MSG-INDVXML-S-002-O	Retrieving an individual Audio Call Voice XML message – GET	5.15.3	
PARLAYREST-AC-MSG-	Terminate and remove an individual	5.12.6	

Item	Function	Reference	Requirement
INDVXML-S-003-O	Audio Call Voice XML message – DELETE		

B.1.10 SCR for ParlayREST.AC.Messages.IndividualVXML.Status Server

Item	Function	Reference	Requirement
PARLAYREST-AC-MSG-INDVXML-STAT-S-001-O	Support for individual audio message status	5.13	PARLAYREST-AC-MSG-INDVXML-STAT-S-002-O
PARLAYREST-AC-MSG-INDVXML-STAT-S-002-O	Retrieving status for an individual Audio Call audio message – GET	5.13.3	

B.1.11 SCR for ParlayREST.AC.Messages.Video Server

Item	Function	Reference	Requirement
PARLAYREST-AC-MSG-VIDEO-S-001-O	Support for VIDEO messages	5.14	PARLAYREST-AC-MSG-VIDEO-S-003-O AND PARLAYREST-AC-MSG-INDVIDEO-S-001-O
PARLAYREST-AC-MSG-VIDEO-S-002-O	Retrieving all Audio Call Video messages – GET	5.14.3	
PARLAYREST-AC-MSG-VIDEO-S-003-O	Create a new Audio Call Video message – POST (XML or JSON)	5.14.5	
PARLAYREST-AC-MSG-VIDEO-S-004-O	Create a new Audio Call Video message – POST (www-form-urlencoded)	C.4	

B.1.12 SCR for ParlayREST.AC.Messages.IndividualVideo Server

Item	Function	Reference	Requirement
PARLAYREST-AC-MSG-INDVIDEO-S-001-O	Support for individual Video message	5.15	PARLAYREST-AC-MSG-INDVIDEO-S-002-O AND PARLAYREST-AC-MSG-INDVIDEO-S-003-O AND PARLAYREST-AC-MSG-INDVIDEO-STAT-S-001-O
PARLAYREST-AC-MSG-INDVIDEO-S-002-O	Retrieving an individual Audio Call Video message – GET	5.15.3	

Item	Function	Reference	Requirement
PARLAYREST-AC-MSG-INDVIDEO-S-003-O	Terminate and remove an individual Audio Call Video message – DELETE	5.15.6	

B.1.13 SCR for ParlayREST.AC.Messages.IndividualVideo.Status Server

Item	Function	Reference	Requirement
PARLAYREST-AC-MSG-INDVIDEO-STAT-S-001-O	Support for individual video message status	5.16	PARLAYREST-AC-INDVIDEO-STAT-S-002-O
PARLAYREST-AC-MSG-INDVIDEO-STAT-S-002-O	Retrieving status for an individual Audio Call video message – GET	5.16.3	

B.1.14 SCR for ParlayREST.AC.MediaInteracions Server

Item	Function	Reference	Requirement
PARLAYREST-AC-MEDINT-S-001-O	Support for all media capture interactions	5.17	PARLAYREST-AC-MEDINT-S-002-O
PARLAYREST-AC-MEDINT-S-002-O	Retrieving all active media capture interactions – GET	5.17.3	

B.1.15 SCR for ParlayREST.AC.MediaInteractions.PlayAndCollect Server

Item	Function	Reference	Requirement
PARLAYREST-AC-MEDINT-PAC-S-001-M	Support for Play and Collect interactions	5.18	
PARLAYREST-AC-MEDINT-PAC-S-002-O	Retrieving all Audio Call Play and Collect interaction – GET	5.18.3	
PARLAYREST-AC-MEDINT-PAC-S-003-M	Create a new Audio Call Play and Collect interaction – POST (XML or JSON)	5.18.5	
PARLAYREST-AC-MEDINT-PAC-S-004-O	Create a new Audio Call Play and Collect interaction – POST (www-form-urlencoded)	C.5	

B.1.16 SCR for ParlayREST.AC.MediaInteractions.IndividualPlayAndCollect Server

Item	Function	Reference	Requirement
PARLAYREST-AC-MEDINT-INDPAC-S-001-M	Support for individual Play and Collect interaction message	5.19	
PARLAYREST-AC-MEDINT-INDPAC-S-002-M	Retrieving an individual Audio Call Play and Collect interaction – GET	5.19.3	
PARLAYREST-AC-MEDINT-INDPAC-S-003-M	Terminate and remove an individual Audio Call Play and Collect interaction – DELETE	5.19.6	

B.1.17 SCR for ParlayREST.AC.MediaInteractions.PlayAndRecord Server

Item	Function	Reference	Requirement
PARLAYREST-AC-MEDINT-PAR-S-001-O	Support for Play and Record interactions	5.20	PARLAYREST-AC-MEDINT-PAR-S-003-O AND PARLAYREST-AC-MEDINT-INDPAR-S-001-O
PARLAYREST-AC-MEDINT-PAR-S-002-O	Retrieving all Audio Call Play and Record interactions – GET	5.20.3	
PARLAYREST-AC-MEDINT-PAR-S-003-O	Create a new Audio Call Play and Record interactions – POST (XML or JSON)	5.20.5	
PARLAYREST-AC-MEDINT-PAR-S-004-O	Create a new Audio Call Play and Record interactions – POST (www-form-urlencoded)	C.6	

B.1.18 SCR for ParlayREST.AC.MediaInteractions.IndividualPlayAndRecord Server

Item	Function	Reference	Requirement
PARLAYREST-AC-MEDINT-INDPAR-S-001-O	Support for individual Play and Record interaction message	5.21	PARLAYREST-AC-MEDINT-INDPAR-S-002-O AND PARLAYREST-AC-MEDINT-INDPAR-S-003-O
PARLAYREST-AC-MEDINT-INDPAR-S-002-O	Retrieving an individual Audio Call Play and Record interaction – GET	5.21.3	
PARLAYREST-AC-MEDINT-INDPAR-S-003-O	Terminate and remove an individual Audio Call Play and Record interaction – DELETE	5.21.6	

Appendix C. Application/x-www-form-urlencoded Request Format for POST Operations (Normative)

This section defines a format for Audio Call REST API requests where the body of the request is encoded using the application/x-www-form-urlencoded MIME type.

Note: only the request body is encoded as application/x-www-form-urlencoded, the response is still encoded as XML or JSON depending on the preference of the client and the capabilities of the server.

All Audio Call REST operations which are based on POST requests are defined in this section:

C.1 Play text message to call participants

This operation is used to create a new text message to be played to call participants, see section 5.5.5.

The request parameters are as follows:

Name	Type/Values	Optional	Description
callSessionIdentifier	xsd:string	No	Identifies the call session to which the message is played.
callParticipant	xsd:anyURI [0..unbounded]	Yes	The set of participant addresses contained within the callSession to which the message is to be played. If no participants are specified, the message is played to all participants.
text	xsd:string	No	Text to process with a Text-To-Speech engine
lang	xsd:string	Yes	Language of text. The format of this parameter is aligned with that of the built-in XML attribute xml:lang [W3C-XML11]. It is recommended to provide this parameter.
chargingDescription	xsd:string [0..unbounded]	Yes	Description of charge to apply to this message. In case charging is required, this parameter MUST be present.
chargingCurrency	xsd:string	Yes	Currency of charge to apply to this message. In case chargingDescription is not present, this parameter MUST NOT be present.
chargingAmount	xsd:decimal	Yes	Charging amount to apply to this message. In case chargingDescription is not present, this parameter MUST NOT be present.
chargingCode	xsd:string	Yes	Charging code to apply to this message. In case chargingDescription is not present, this parameter MUST NOT be present.

clientCorrelator	xsd:string	Yes	A correlator that the client MAY use to tag this particular resource representation during a request to create a resource on the server. In case the field is present, the server SHALL not alter its value, and SHALL provide it as part of the representation of this resource. In case the field is not present, the server SHALL NOT generate it.
------------------	------------	-----	-------------------------------------------------------------------------------------------------------------------------------------------------------------------------------------------------------------------------------------------------------------------------------------------------------------------------------------------------------

If the operation was successful, it returns an HTTP Status of “201 Created”.

C.1.1 Example

(Informative)

C.1.1.1 Request

```
POST /exampleAPI/1/audiocall/messages/text HTTP/1.1
Accept: application/xml
Content-Length: nnnn
Content-Type: application/x-www-form-urlencoded
Host: example.com

callSessionIdentifier=A45678&
callParticipant=tel%3A%2B4912345678901&
callParticipant=tel%3A%2B4412345678901&
text=Welcome%20to%20the%20telephone%20conference&
lang=en&
clientCorrelator=12345
```

C.1.1.2 Response

```
HTTP/1.1 201 Created
Content-Type: application/xml
Location: http://example.com/exampleAPI/1/audiocall/messages/text/msg123
Content-Length: nnnn
Date: Mon, 28 Jun 2010 17:51:59 GMT

<?xml version="1.0" encoding="UTF-8"?>
<ac:textMessage xmlns:ac="urn:oma:xml:rest:audiocall:1">
  <callSessionIdentifier>A45678</callSessionIdentifier>
  <callParticipant>tel:+4912345678901</callParticipant>
  <callParticipant>tel:+4412345678901</callParticipant>
  <text xml:lang="en">Welcome to the telephone conference</text>
  <messageStatusList>
    <messageStatus>
      <callParticipant>tel:+4912345678901</callParticipant>
      <status>Pending</status>
    </messageStatus>
    <messageStatus>
      <callParticipant>tel:+4412345678901</callParticipant>
      <status>Pending</status>
    </messageStatus>
  </messageStatusList>
  <resourceURL>http://example.com/exampleAPI/1/audiocall/messages/text/msg123/statusList</resourceURL>
</messageStatusList>
```

```
<clientCorrelator>12345</clientCorrelator>
<resourceURL>http://example.com/exampleAPI/1/audiocall/messages/text/msg123</resourceURL>
</ac:textMessage>
```

C.2 Play audio message to call participants

This operation is used to create a new audio message to be played to call participants, see section 5.8.5.

The request parameters are as follows:

Name	Type/Values	Optional	Description
callSessionIdentifier	xsd:string	No	Identifies the call session to which the message is played.
callParticipant	xsd:anyURI [0..unbounded]	Yes	The set of participant addresses contained within the callSession to which the message is to be played. If no participants are specified, the message is played to all participants.
mediaUrl	xsd:anyURI	No	Location of content (audio, video, voiceXml) to play
mediaType	xsd:string	Yes	MIME media type of the content to be played
chargingDescription	xsd:string [0..unbounded]	Yes	Description of charge to apply to this message. In case charging is required, this parameter MUST be present.
chargingCurrency	xsd:string	Yes	Currency of charge to apply to this message. In case chargingDescription is not present, this parameter MUST NOT be present.
chargingAmount	xsd:decimal	Yes	Charging amount to apply to this message. In case chargingDescription is not present, this parameter MUST NOT be present.
chargingCode	xsd:string	Yes	Charging code to apply to this message. In case chargingDescription is not present, this parameter MUST NOT be present.
clientCorrelator	xsd:string	Yes	A correlator that the client MAY use to tag this particular resource representation during a request to create a resource on the server. In case the field is present, the server SHALL not alter its value, and SHALL provide it as part of the representation of this resource. In case the field is not present, the server SHALL NOT generate it.

If the operation was successful, it returns an HTTP Status of “201 Created”.

C.2.1 Example

(Informative)

C.2.1.1 Request

```
POST /exampleAPI/1/audiocall/messages/audio HTTP/1.1
Accept: application/xml
Content-Length: nnnn
Content-Type: application/x-www-form-urlencoded
Host: example.com
```

```
callSessionIdentifier=B45678&
callParticipant= tel%3A%2B4912345678901&
callParticipant= tel%3A%2B4412345678901&
mediaUrl=http%3A%2F%2Fwww.example.com%2Fann1.mp3&
mediaType=audio%2Fmpeg&
clientCorrelator=22345
```

C.2.1.2 Response

```
HTTP/1.1 201 Created
Content-Type: application/xml
Location: http://example.com/exampleAPI/1/audiocall/messages/audio/msg123
Content-Length: nnnn
Date: Mon, 28 Jun 2010 17:51:59 GMT
```

```
<?xml version="1.0" encoding="UTF-8"?>
<ac:audioMessage xmlns:ac="urn:oma:xml:rest:audiocall:1">
<callSessionIdentifier>B45678</callSessionIdentifier>
  <callParticipant>tel:+4912345678901</callParticipant>
  <callParticipant>tel:+4412345678901</callParticipant>
  <mediaUrl>http://www.example.com/ann1.mp3</mediaUrl>
  <mediaType>audio/mpeg</mediaType>
  <messageStatusList>
    <messageStatus>
      <callParticipant>tel:+4912345678901</callParticipant>
      <status>Pending</status>
    </messageStatus>
    <messageStatus>
      <callParticipant>tel:+4412345678901</callParticipant>
      <status>Pending</status>
    </messageStatus>
  <resourceURL>http://example.com/exampleAPI/1/audiocall/messages/audio/msg123/statusList</resourceURL>
</messageStatusList>
  <clientCorrelator>22345</clientCorrelator>
  <resourceURL>http://example.com/exampleAPI/1/audiocall/messages/audio/msg123</resourceURL>
</ac:audioMessage>
```

C.3 Play VoiceXML message to call participants

This operation is used to create a new VoiceXML message to be played to call participants, see section 5.11.5.

The request parameters are as follows:

Name	Type/Values	Optional	Description
callSessionIdentifier	xsd:string	No	Identifies the call session to which the message is played.
callParticipant	xsd:anyURI [0..unbounded]	Yes	The set of participant addresses contained within the callSession to which the message is to be played. If no participants are specified, the message is played to all participants.
mediaUrl	xsd:anyURI	No	Location of content (audio, video, voiceXml) to play
mediaType	xsd:string	Yes	MIME media type of the content to be played
chargingDescription	xsd:string [0..unbounded]	Yes	Description of charge to apply to this message. In case charging is required, this parameter MUST be present.
chargingCurrency	xsd:string	Yes	Currency of charge to apply to this message. In case chargingDescription is not present, this parameter MUST NOT be present.
chargingAmount	xsd:decimal	Yes	Charging amount to apply to this message. In case chargingDescription is not present, this parameter MUST NOT be present.
chargingCode	xsd:string	Yes	Charging code to apply to this message. In case chargingDescription is not present, this parameter MUST NOT be present.
clientCorrelator	xsd:string	Yes	A correlator that the client MAY use to tag this particular resource representation during a request to create a resource on the server. In case the field is present, the server SHALL not alter its value, and SHALL provide it as part of the representation of this resource. In case the field is not present, the server SHALL NOT generate it.

If the operation was successful, it returns an HTTP Status of “201 Created”.

C.3.1 Example

(Informative)

C.3.1.1 Request

```
POST /exampleAPI/1/audiocall/messages/voiceXml HTTP/1.1
Accept: application/xml
Content-Length: nnnn
Content-Type: application/x-www-form-urlencoded
Host: example.com

callSessionIdentifier=D45678&
```

```
callParticipant= tel%3A%2B4912345678901&
callParticipant= tel%3A%2B4412345678901&
mediaUrl=http%3A%2F%2Fwww.example.com%2Fann1.vxml&
clientCorrelator=42345
```

C.3.1.2 Response

```
HTTP/1.1 201 Created
Content-Type: application/xml
Location: http://example.com/exampleAPI/1/audiocall/messages/voiceXml/msg123
Content-Length: nnnn
Date: Mon, 28 Jun 2010 17:51:59 GMT
```

```
<?xml version="1.0" encoding="UTF-8"?>
<ac:voiceXMLMessage xmlns:ac="urn:oma:xml:rest:audiocall:1">
  <callSessionIdentifier>D45678</callSessionIdentifier>
  <callParticipant>tel:+4912345678901</callParticipant>
  <callParticipant>tel:+4412345678901</callParticipant>
  <mediaUrl>http://www.example.com/ann1.vxml</mediaUrl>
  <messageStatusList>
    <messageStatus>
      <callParticipant>tel:+4912345678901</callParticipant>
      <status>Pending</status>
    </messageStatus>
    <messageStatus>
      <callParticipant>tel:+4412345678901</callParticipant>
      <status>Pending</status>
    </messageStatus>
  </messageStatusList>
  <resourceURL>http://example.com/exampleAPI/1/audiocall/messages/voiceXml/msg123/statusList</resourceURL>
</messageXMLMessage>
<clientCorrelator>42345</clientCorrelator>
<resourceURL>http://example.com/exampleAPI/1/audiocall/messages/voiceXml/msg123</resourceURL>
</ac:voiceXMLMessage>
```

C.4 Play video message to call participants

This operation is used to create a new video message to be played to call participants, see section 5.14.5.

The request parameters are as follows:

Name	Type/Values	Optional	Description
callSessionIdentifier	xsd:string	No	Identifies the call session to which the message is played.
callParticipant	xsd:anyURI [0..unbounded]	Yes	The set of participant addresses contained within the callSession to which the message is to be played. If no participants are specified, the message is played to all participants.
mediaUrl	xsd:anyURI	No	Location of content (audio, video, voiceXml) to play

mediaType	xsd:string	Yes	MIME media type of the content to be played
chargingDescription	xsd:string [0..unbounded]	Yes	Description of charge to apply to this message. In case charging is required, this parameter MUST be present.
chargingCurrency	xsd:string	Yes	Currency of charge to apply to this message. In case chargingDescription is not present, this parameter MUST NOT be present.
chargingAmount	xsd:decimal	Yes	Charging amount to apply to this message. In case chargingDescription is not present, this parameter MUST NOT be present.
chargingCode	xsd:string	Yes	Charging code to apply to this message. In case chargingDescription is not present, this parameter MUST NOT be present.
clientCorrelator	xsd:string	Yes	A correlator that the client MAY use to tag this particular resource representation during a request to create a resource on the server. In case the field is present, the server SHALL not alter its value, and SHALL provide it as part of the representation of this resource. In case the field is not present, the server SHALL NOT generate it.

If the operation was successful, it returns an HTTP Status of “201 Created”.

C.4.1 Example

(Informative)

C.4.1.1 Request

```
POST /exampleAPI/1/audiocall/messages/video HTTP/1.1
Accept: application/xml
Content-Length: nnnn
Content-Type: application/x-www-form-urlencoded
Host: example.com

callSessionIdentifier=E45678&
callParticipant= tel%3A%2B4912345678901&
callParticipant= tel%3A%2B4412345678901&
mediaUrl=http%3A%2F%2Fwww.example.com%2Fann1.mp4&

mediaType=video%2Fmp4&
clientCorrelator=52345
```

C.4.1.2 Response

```
HTTP/1.1 201 Created
Content-Type: application/xml
Location: http://example.com/exampleAPI/1/audiocall/messages/video/msg123
Content-Length: nnnn
Date: Mon, 28 Jun 2010 17:51:59 GMT

<?xml version="1.0" encoding="UTF-8"?>
```

```

<ac:videoMessage xmlns:ac="urn:oma:xml:rest:audiocall:1">
  <callSessionIdentifier>E45678</callSessionIdentifier>
  <callParticipant>tel:+4912345678901</callParticipant>
  <callParticipant>tel:+4412345678901</callParticipant>
  <mediaUrl>http://www.example.com/ann1.mp4</mediaUrl>
  <mediaType>video/mp4</mediaType>
  <messageStatusList>
    <messageStatus>
      <callParticipant>tel:+4912345678901</callParticipant>
      <status>Pending</status>
    </messageStatus>
    <messageStatus>
      <callParticipant>tel:+4412345678901</callParticipant>
      <status>Pending</status>
    </messageStatus>
  <resourceURL>http://example.com/exampleAPI/1/audiocall/messages/video/msg123/statusList</resourceURL>
</messageStatusList>
<clientCorrelator>52345</clientCorrelator>
<resourceURL>http://example.com/exampleAPI/1/audiocall/messages/video/msg123</resourceURL>
</ac:videoMessage>

```

C.5 Play a media file and collect digits

This operation is used to play a media file to call participants and collect digits from the participants, see section 5.18.5.

The request parameters are as follows:

Name	Type/Values	Optional	Description
callSessionIdentifier	xsd:string	No	Identifies the call session to which the message is played.
callParticipant	xsd:anyURI [0..unbounded]	Yes	The set of participant addresses contained within the callSession to which the message is to be played. If no participants are specified, the message is played to all participants.
playFileLocation	xsd:anyURI	choice	The location of the file that will be played to the endpoint, including VoiceXML script location
textString	xsd:string	choice	The text to be converted by a Text-To-Speech engine
messageFormat	AnnouncementFormat	No	The type of announcement prompt to play to the end user
mediaType	xsd:string	Yes	MIME media type of the content to be played
minDigits	xsd:unsignedInt	Yes	The minimum number of digits that will be collected. If this isn't achieved, then a default prompt shall be played requesting for more digits to be entered. If not given, the behaviour is implementation-specific.

maxDigits	xsd:unsignedInt	Yes	The maximum number of digits that will be collected. If not given, the behaviour is implementation-specific.
interruptMedia	xsd:boolean	No	Indicates whether the application allows the end user to interrupt, or pause, the prompt.
clientCorrelator	xsd:string	Yes	A correlator that the client MAY use to tag this particular resource representation during a request to create a resource on the server. In case the field is present, the server SHALL not alter its value, and SHALL provide it as part of the representation of this resource. In case the field is not present, the server SHALL NOT generate it.

If the operation was successful, it returns an HTTP Status of “201 Created”.

Either playFileLocation or textString but not both SHALL be provided.

C.5.1 Example

(Informative)

C.5.1.1 Request

```
POST /exampleAPI/1/audiocall/interactions/collection HTTP/1.1
Accept: application/xml
Content-Length: nnnn
Content-Type: application/x-www-form-urlencoded
Host: example.com

callSessionIdentifier=F14567&
callParticipant=tel%3A%2B4912345678901&
playFileLocation=http%3A%2F%2Fwww.example.com%2Fmsg1.mp3&
messageFormat=Audio&
mediaType=audio%2Fmpeg&
minDigits=1&
maxDigits=1&
interruptMedia=true&
clientCorrelator=62345
```

C.5.1.2 Response

```
HTTP/1.1 201 Created
Content-Type: application/xml
Location: http://example.com/exampleAPI/1/audiocall/interactions/collection/int123
Content-Length: nnnn
Date: Mon, 28 Jun 2010 17:51:59 GMT

<?xml version="1.0" encoding="UTF-8"?>
<ac:digitCapture xmlns:ac="urn:oma:xml:rest:audiocall:1">
  <callSessionIdentifier>F14567</callSessionIdentifier>
  <callParticipant>tel:+4912345678901</callParticipant>
  <playingConfiguration>
    <playFileLocation>http://www.example.com/msg1.mp3</playFileLocation>
```



```

<messageFormat>Audio</messageFormat>
<mediaType>audio/mpeg</mediaType>
<interruptMedia>true</interruptMedia>
</playingConfiguration>
<digitConfiguration>
  <minDigits>1</minDigits>
  <maxDigits>1</maxDigits>
  <interruptMedia>true</interruptMedia>
</digitConfiguration>
<clientCorrelator>62345</clientCorrelator>
<resourceURL>http://example.com/exampleAPI/1/audiocall/interactions/collection/int123</resourceURL>
</ac:digitCapture>

```

C.6 Play a media file and record interaction

This operation is used to play a media file to call participants and record a response from the participants, see section 5.20.5.

The request parameters are as follows:

Name	Type/Values	Optional	Description
callSessionIdentifier	xsd:string	No	Identifies the call session to which the message is played.
callParticipant	xsd:anyURI [0..unbounded]	Yes	The set of participant addresses contained within the callSession to which the message is to be played. If no participants are specified, the message is played to all participants.
playFileLocation	xsd:anyURI	choice	The location of the file that will be played to the endpoint, including VoiceXML script location
textString	xsd:string	choice	The text to be converted by a Text-To-Speech engine
messageFormat	AnnouncementFormat	No	The type of announcement prompt to play to the end user
mediaType	xsd:string	Yes	MIME media type of the content to be played
recFileLocation	xsd:anyURI	Yes	The location for storing the information recorded from the terminal. If not given, the behaviour is implementation-specific.
maxRecordingLength	xsd:int	Yes	Maximum length in seconds of recording to be captured.
interruptMedia	xsd:boolean	No	Indicates whether the application allows the end user to interrupt, or pause, the prompt.
clientCorrelator	xsd:string	Yes	A correlator that the client MAY use to tag this particular resource representation during a request to create a resource on the server. In case the field is present, the server SHALL not alter its value, and SHALL provide it as part of the representation of this resource. In case the field is not present, the server SHALL NOT generate it.

If the operation was successful, it returns an HTTP Status of “201 Created”.

Either playFileLocation or textString but not both SHALL be provided.

C.6.1 Example

(Informative)

C.6.1.1 Request

```
POST /exampleAPI/1/audiocall/interactions/recording HTTP/1.1
Accept: application/xml
Content-Length: nnnn
Content-Type: application/x-www-form-urlencoded
Host: example.com

callSessionIdentifier=F34567&
callParticipant=tel%3A%2B4412345678901&
playFileLocation=http%3A%2F%2Fwww.example.com%2Fmsg2.mp3&
messageFormat=Audio&
mediaType=audio%2Fmpeg&
recFileLocation=http%3A%2F%2Fwww.example.com%2Frec2.mp3&
maxRecordingLength=30&
interruptMedia=true&
clientCorrelator=82345
```

C.6.1.2 Response

```
HTTP/1.1 201 Created
Content-Type: application/xml
Location: http://example.com/exampleAPI/1/audiocall/interactions/recording/int123
Content-Length: nnnn
Date: Mon, 28 Jun 2010 17:51:59 GMT

<?xml version="1.0" encoding="UTF-8"?>
<ac:recordingCapture xmlns:ac="urn:oma:xml:rest:audiocall:1">
  <callSessionIdentifier>F34567</callSessionIdentifier>
  <callParticipant>tel:+4412345678901</callParticipant>
  <playingConfiguration>
    <playFileLocation>http://www.example.com/msg2.mp3</playFileLocation>
    <messageFormat>Audio</messageFormat>
    <mediaType>audio/mpeg</mediaType>
    <interruptMedia>true</interruptMedia>
  </playingConfiguration>
  <recordingConfiguration>
    <recFileLocation>http://www.example.com/rec2.mp3</recFileLocation>
    <maxRecordingLength>30</maxRecordingLength>
  </recordingConfiguration>
  <clientCorrelator>82345</clientCorrelator>
  <resourceURL>http://example.com/exampleAPI/1/audiocall/interactions/recording/int123</resourceURL>
</ac:recordingCapture>
```


Appendix D. JSON examples (Informative)

JSON (JavaScript Object Notation) is a lightweight, text-based, language-independent data interchange format. It provides a simple means to represent basic name-value pairs, arrays and objects. JSON is relatively trivial to parse and evaluate using standard JavaScript libraries, and hence is suited for Parlay REST invocations from browsers or other processors with JavaScript engines. Further information on JSON can be found at [RFC 4627].

The following examples show the request or and response for various operations using a JSON binding. The examples follow the XML to JSON serialization guidelines rules in [OMA_REST_TS_Common]. A JSON response may can be obtained by following using the content type negotiation guidelines mechanism specified in section of [OMA_REST_TS_Common].

For full details on the operations themselves please refer to the section number indicated.

D.1 Retrieving a list of all active audio call messages (section 5.4.3.1)

Request:

```
GET /exampleAPI/1/audiocall/messages HTTP/1.1
Accept: application/json
Host: example.com
```

Response:

```
HTTP/1.1 200 OK
Content-Type: application/json
Content-Length: nnnn
Date: Mon, 28 Jun 2010 17:51:59 GMT

{"messageList": {
  "audioMessage": [
    {
      "callParticipant": [
        "tel:+4912345678901",
        "tel:+4412345678901"
      ],
      "callSessionIdentifier": "B45678",
      "clientCorrelator": "22345",
      "mediaType": "audio/mpeg",
      "mediaUri": "http://www.example.com/ann1.mp3",
      "messageStatusList": {
        "messageStatus": [
          {
            "callParticipant": "tel:+4912345678901",
            "status": "Played"
          },
          {
            "callParticipant": "tel:+4412345678901",
            "status": "Pending"
          }
        ]
      },
      "resourceURL": "http://example.com/exampleAPI/1/audiocall/messages/audio/msg123/statusList"
    },
    "resourceURL": "http://example.com/exampleAPI/1/audiocall/messages/audio/msg123"
```

```

    },
    {
      "callParticipant": [
        "tel:+1234567890123",
        "tel:+1567890123456"
      ],
      "callSessionIdentifier": "C45678",
      "clientCorrelator": "32345",
      "mediaType": "audio/mpeg",
      "mediaUri": "http://www.example.com/ann2.mp3",
      "messageStatusList": {
        "messageStatus": [
          {
            "callParticipant": "tel:+1234567890123",
            "status": "Played"
          },
          {
            "callParticipant": "tel:+1567890123456",
            "status": "Playing"
          }
        ]
      },
      "resourceURL": "http://example.com/exampleAPI/1/audiocall/messages/audio/msg456/statusList"
    },
    "resourceURL": "http://example.com/exampleAPI/1/audiocall/messages/audio/msg456"
  }
],
"resourceURL": "http://example.com/exampleAPI/1/audiocall/messages",
"textMessage": {
  "callParticipant": [
    "tel:+4912345678901",
    "tel:+4412345678901"
  ],
  "callSessionIdentifier": "A45678",
  "clientCorrelator": "12345",
  "messageStatusList": {
    "messageStatus": [
      {
        "callParticipant": "tel:+4912345678901",
        "status": "Played"
      },
      {
        "callParticipant": "tel:+4412345678901",
        "status": "Pending"
      }
    ]
  },
  "resourceURL": "http://example.com/exampleAPI/1/audiocall/messages/text/msg123/statusList"
},
"resourceURL": "http://example.com/exampleAPI/1/audiocall/messages/text/msg123",
"text": {
  "$t": "Welcome to the telephone conference",
  "lang": "en"
}
},
"videoMessage": {
  "callParticipant": [
    "tel:+4912345678901",

```

```

    "tel:+4412345678901"
  ],
  "callSessionIdentifier": "E45678",
  "clientCorrelator": "52345",
  "mediaType": "video/mp4",
  "mediaUrl": "http://www.example.com/ann1.mp4",
  "messageStatusList": {
    "messageStatus": [
      {
        "callParticipant": "tel:+4912345678901",
        "status": "Played"
      },
      {
        "callParticipant": "tel:+4412345678901",
        "status": "Pending"
      }
    ]
  },
  "resourceURL": "http://example.com/exampleAPI/1/audiocall/messages/video/msg123/statusList"
},
"resourceURL": "http://example.com/exampleAPI/1/audiocall/messages/video/msg123"
},
"voiceXmlMessage": {
  "callParticipant": [
    "tel:+4912345678901",
    "tel:+4412345678901"
  ],
  "callSessionIdentifier": "D45678",
  "clientCorrelator": "42345",
  "mediaUrl": "http://www.example.com/ann1.vxml",
  "messageStatusList": {
    "messageStatus": [
      {
        "callParticipant": "tel:+4912345678901",
        "status": "Played"
      },
      {
        "callParticipant": "tel:+4412345678901",
        "status": "Pending"
      }
    ]
  },
  "resourceURL": "http://example.com/exampleAPI/1/audiocall/messages/voiceXml/msg123/statusList"
},
"resourceURL": "http://example.com/exampleAPI/1/audiocall/messages/voiceXml/msg123"
}
}}

```

D.2 Retrieving a list of all active audio call text messages (section 5.5.3.1)

Request:

```

GET /exampleAPI/1/audiocall/messages/text HTTP/1.1
Accept: application/json
Host: example.com

```

Response:

```

HTTP/1.1 200 OK
Content-Type: application/json
Content-Length: nnnn
Date: Mon, 28 Jun 2010 17:51:59 GMT

{"messageList": {
  "resourceURL": "http://example.com/exampleAPI/1/audiocall/messages/text",
  "textMessage": {
    "callParticipant": [
      "tel:+4912345678901",
      "tel:+4412345678901"
    ],
    "callSessionIdentifier": "A45678",
    "clientCorrelator": "12345",
    "messageStatusList": {
      "messageStatus": [
        {
          "callParticipant": "tel:+4912345678901",
          "status": "Played"
        },
        {
          "callParticipant": "tel:+4412345678901",
          "status": "Pending"
        }
      ]
    },
    "resourceURL": "http://example.com/exampleAPI/1/audiocall/messages/text/msg123/statusList"
  },
  "resourceURL": "http://example.com/exampleAPI/1/audiocall/messages/text/msg123",
  "text": {
    "$t": " Welcome to the telephone conference",
    "lang": "en"
  }
}
}
}

```

D.3 Creating an audio call text message, response with copy of created resource (section 5.5.5.1)

Request:

```

POST /exampleAPI/1/audiocall/messages/text HTTP/1.1
Accept: application/json
Content-Length: nnnn
Content-Type: application/json
Host: example.com

{"textMessage": {
  "callParticipant": [
    "tel:+4912345678901",
    "tel:+4412345678901"
  ]
}
}

```

```

],
"callSessionIdentifier": "A45678",
"clientCorrelator": "12345",
"text": {
  "$t": "Welcome to the telephone conference",
  "lang": "en"
}
}}

```

Response:

```

HTTP/1.1 201 Created
Content-Type: application/json
Content-Length: nnnn
Date: Mon, 28 Jun 2010 17:51:59 GMT

{"textMessage": {
  "callParticipant": [
    "tel:+4912345678901",
    "tel:+4412345678901"
  ],
  "callSessionIdentifier": "A45678",
  "clientCorrelator": "12345",
  "messageStatusList": {
    "messageStatus": [
      {
        "callParticipant": "tel:+4912345678901",
        "status": "Pending"
      },
      {
        "callParticipant": "tel:+4412345678901",
        "status": "Pending"
      }
    ]
  },
  "resourceURL": "http://example.com/exampleAPI/1/audiocall/messages/text/msg123/statusList"
},
"resourceURL": "http://example.com/exampleAPI/1/audiocall/messages/text/msg123",
"text": {
  "$t": "Welcome to the telephone conference",
  "lang": "en"
}
}}

```

D.4 Creating an audio call text message, response with location of created resource (section 5.5.5.2)

Request:

```
POST /exampleAPI/1/audiocall/messages/text HTTP/1.1
```



```
Accept: application/json
Content-Length: nnnn
Content-Type: application/json
Host: example.com

{"textMessage": {
  "callParticipant": [
    "tel:+4912345678901",
    "tel:+4412345678901"
  ],
  "callSessionIdentifier": "A45678",
  "clientCorrelator": "12345",
  "text": {
    "$t": "Welcome to the telephone conference",
    "lang": "en"
  }
}}
```

Response:

```
HTTP/1.1 201 Created
Content-Type: application/json
Content-Length: nnnn
Date: Mon, 28 Jun 2010 17:51:59 GMT

{"resourceReference": {"resourceURL": "http://example.com/exampleAPI/1/audiocall/messages/text/msg123"}}
```

D.5 Retrieving an active audio call text message (section 5.6.3.1)

Request:

```
GET /exampleAPI/1/audiocall/messages/text/msg123?resFormat=JSON HTTP/1.1
Host: example.com
```

Response:

```
HTTP/1.1 200 OK
Content-Type: application/json
Content-Length: nnnn
Date: Mon, 28 Jun 2010 17:51:59 GMT

{"textMessage": {
  "callParticipant": [
    "tel:+4912345678901",
    "tel:+4412345678901"
  ],
  "callSessionIdentifier": "A45678",
  "clientCorrelator": "12345",
  "messageStatusList": {
```

```

"messageStatus": [
  {
    "callParticipant": "tel:+4912345678901",
    "status": "Played"
  },
  {
    "callParticipant": "tel:+4412345678901",
    "status": "Pending"
  }
],
"resourceURL": "http://example.com/exampleAPI/1/audiocall/messages/text/msg123/statusList"
},
"resourceURL": "http://example.com/exampleAPI/1/audiocall/messages/text/msg123",
"text": {
  "$t": "Welcome to the telephone conference",
  "lang": "en"
}
}
}

```

D.6 Terminating an active audio call text message (section 5.6.6.1)

Request:

```

DELETE /exampleAPI/1/audiocall/messages/text/msg123 HTTP/1.1
Accept: application/json
Host: example.com

```

Response:

```

HTTP/1.1 200 OK
Content-Type: application/json
Content-Length: nnnn
Date: Mon, 28 Jun 2010 17:51:59 GMT

```

```

{"textMessage": {
  "callParticipant": [
    "tel:+4912345678901",
    "tel:+4412345678901"
  ],
  "callSessionIdentifier": "A45678",
  "clientCorrelator": "12345",
  "messageStatusList": {
    "messageStatus": [
      {
        "callParticipant": "tel:+4912345678901",
        "status": "Played"
      },
      {
        "callParticipant": "tel:+4412345678901",

```

```

        "status": "Terminated"
      }
    ],
    "resourceURL": "http://example.com/exampleAPI/1/audiocall/messages/text/msg123/statusList"
  },
  "resourceURL": "http://example.com/exampleAPI/1/audiocall/messages/text/msg123",
  "text": {
    "$t": "Welcome to the telephone conference",
    "lang": "en"
  }
}
}}

```

D.7 Retrieving status of an active audio call text message (section 5.7.3.1)

Request:

```

GET /exampleAPI/1/audiocall/messages/text/msg123/statusList HTTP/1.1
Accept: application/json
Host: example.com

```

Response:

```

HTTP/1.1 200 OK
Content-Type: application/json
Content-Length: nnnn
Date: Mon, 28 Jun 2010 17:51:59 GMT

{"messageStatusList": {
  "messageStatus": [
    {
      "callParticipant": "tel:+4912345678901",
      "status": "Played"
    },
    {
      "callParticipant": "tel:+4412345678901",
      "status": "Pending"
    }
  ]
},
"resourceURL": "http://example.com/exampleAPI/1/audiocall/messages/text/msg123/statusList"
}}

```

D.8 Retrieving a list of all active audio call audio messages (section 5.8.3.1)

Request:

```
GET /exampleAPI/1/audiocall/messages/audio HTTP/1.1
Accept: application/json
Host: example.com
```

Response:

```
HTTP/1.1 200 OK
Content-Type: application/json
Content-Length: nnnn
Date: Mon, 28 Jun 2010 17:51:59 GMT

{"messageList": {
  "audioMessage": [
    {
      "callParticipant": [
        "tel:+4912345678901",
        "tel:+4412345678901"
      ],
      "callSessionIdentifier": "B45678",
      "clientCorrelator": "22345",
      "mediaType": "audio/mpeg",
      "mediaUri": "http://www.example.com/ann1.mp3",
      "messageStatusList": {
        "messageStatus": [
          {
            "callParticipant": "tel:+4912345678901",
            "status": "Played"
          },
          {
            "callParticipant": "tel:+4412345678901",
            "status": "Pending"
          }
        ]
      },
      "resourceURL": "http://example.com/exampleAPI/1/audiocall/messages/audio/msg123/statusList"
    },
    {
      "resourceURL": "http://example.com/exampleAPI/1/audiocall/messages/audio/msg123"
    }
  ],
  {
    "callParticipant": [
      "tel:+1234567890123",
      "tel:+1567890123456"
    ],
    "callSessionIdentifier": "C45678",
    "clientCorrelator": "32345",
    "mediaType": "audio/mpeg",
    "mediaUri": "http://www.example.com/ann2.mp3",
    "messageStatusList": {
      "messageStatus": [
        {
          "callParticipant": "tel:+1234567890123",
          "status": "Played"
        },
        {
          "callParticipant": "tel:+1567890123456",
          "status": "Playing"
        }
      ]
    }
  }
}
```

```
    ],
    "resourceURL": "http://example.com/exampleAPI/1/audiocall/messages/audio/msg456/statusList"
  },
  "resourceURL": "http://example.com/exampleAPI/1/audiocall/messages/audio/msg456"
}
],
"resourceURL": "http://example.com/exampleAPI/1/audiocall/messages/audio"
}}
```

D.9 Creating an audio call audio message (section 5.8.5.1)

Request:

```
POST /exampleAPI/1/audiocall/messages/audio HTTP/1.1
Accept: application/json
Content-Length: nnnn
Content-Type: application/json
Host: example.com

{"audioMessage": {
  "callParticipant": [
    "tel:+4912345678901",
    "tel:+4412345678901"
  ],
  "callSessionIdentifier": "B45678",
  "clientCorrelator": "22345",
  "mediaType": "audio/mpeg",
  "mediaUri": "http://www.example.com/ann1.mp3"
}}
```

Response:

```
HTTP/1.1 201 Created
Content-Type: application/json
Content-Length: nnnn
Date: Mon, 28 Jun 2010 17:51:59 GMT

{"audioMessage": {
  "callParticipant": [
    "tel:+4912345678901",
    "tel:+4412345678901"
  ],
  "callSessionIdentifier": "B45678",
  "clientCorrelator": "22345",
  "mediaType": "audio/mpeg",
  "mediaUri": "http://www.example.com/ann1.mp3",
  "messageStatusList": {
    "messageStatus": [
```

```

    {
      "callParticipant": "tel:+4912345678901",
      "status": "Pending"
    },
    {
      "callParticipant": "tel:+4412345678901",
      "status": "Pending"
    }
  ],
  "resourceURL": "http://example.com/exampleAPI/1/audiocall/messages/audio/msg123/statusList"
},
"resourceURL": "http://example.com/exampleAPI/1/audiocall/messages/audio/msg123"
}}

```

D.10 Retrieving an active audio call audio message (section 5.9.3.1)

Request:

```

GET /exampleAPI/1/audiocall/messages/audio/msg123 HTTP/1.1
Accept: application/json
Host: example.com

```

Response:

```

HTTP/1.1 200 OK
Content-Type: application/json
Content-Length: nnnn
Date: Mon, 28 Jun 2010 17:51:59 GMT

{"audioMessage": {
  "callParticipant": [
    "tel:+4912345678901",
    "tel:+4412345678901"
  ],
  "callSessionIdentifier": "B45678",
  "clientCorrelator": "22345",
  "mediaType": "audio/mpeg",
  "mediaUrl": "http://www.example.com/ann1.mp3",
  "messageStatusList": {
    "messageStatus": [
      {
        "callParticipant": "tel:+4912345678901",
        "status": "Played"
      },
      {
        "callParticipant": "tel:+4412345678901",
        "status": "Pending"
      }
    ]
  },
  "resourceURL": "http://example.com/exampleAPI/1/audiocall/messages/audio/msg123/statusList"
}

```

```
  },  
  "resourceURL": "http://example.com/exampleAPI/1/audiocall/messages/audio/msg123"  
}}
```

D.11 Terminating an active audio call audio message (section 5.9.6.1)

Request:

```
DELETE /exampleAPI/1/audiocall/messages/audio/msg123 HTTP/1.1  
Accept: application/json  
Host: example.com
```

Response:

```
HTTP/1.1 200 OK  
Content-Type: application/json  
Content-Length: nnnn  
Date: Mon, 28 Jun 2010 17:51:59 GMT  
  
{  
  "audioMessage": {  
    "callParticipant": [  
      "tel:+4912345678901",  
      "tel:+4412345678901"  
    ],  
    "callSessionIdentifier": "B45678",  
    "clientCorrelator": "22345",  
    "mediaType": "audio/mpeg",  
    "mediaUri": "http://www.example.com/ann1.mp3",  
    "messageStatusList": {  
      "messageStatus": [  
        {  
          "callParticipant": "tel:+4912345678901",  
          "status": "Played"  
        },  
        {  
          "callParticipant": "tel:+4412345678901",  
          "status": "Terminated"  
        }  
      ]  
    },  
    "resourceURL": "http://example.com/exampleAPI/1/audiocall/messages/audio/msg123/statusList"  
  },  
  "resourceURL": "http://example.com/exampleAPI/1/audiocall/messages/audio/msg123"  
}
```

D.12 Retrieving an active audio call audio message status (section 5.10.3.1)

Request:

```
GET /exampleAPI/1/audiocall/messages/audio/msg123/statusList HTTP/1.1
Accept: application/json
Host: example.com
```

Response:

```
HTTP/1.1 200 OK
Content-Type: application/json
Content-Length: nnnn
Date: Mon, 28 Jun 2010 17:51:59 GMT

{"messageStatusList": {
  "messageStatus": [
    {
      "callParticipant": "tel:+4912345678901",
      "status": "Played"
    },
    {
      "callParticipant": "tel:+4412345678901",
      "status": "Pending"
    }
  ],
  "resourceURL": "http://example.com/exampleAPI/1/audiocall/messages/audio/msg123/statusList"
}}
```

D.13 Retrieving a list of all active audio call VoiceXML messages (section 5.11.3.1)

Request:

```
GET /exampleAPI/1/audiocall/messages/voiceXml HTTP/1.1
Accept: application/json
Host: example.com
```

Response:

```
HTTP/1.1 200 OK
Content-Type: application/json
Content-Length: nnnn
Date: Mon, 28 Jun 2010 17:51:59 GMT

{"messageList": {
  "resourceURL": "http://example.com/exampleAPI/1/audiocall/messages/voiceXml",
  "voiceXmlMessage": {
    "callParticipant": [
      "tel:+4912345678901",
      "tel:+4412345678901"
    ]
  }
}}
```



```

    ],
    "callSessionIdentifier": "B45678",
    "clientCorrelator": "42345",
    "mediaUrl": "http://www.example.com/ann1.vxml",
    "messageStatusList": {
      "messageStatus": [
        {
          "callParticipant": "tel:+4912345678901",
          "status": "Played"
        },
        {
          "callParticipant": "tel:+4412345678901",
          "status": "Pending"
        }
      ]
    },
    "resourceURL": "http://example.com/exampleAPI/1/audiocall/messages/voiceXml/msg123/statusList"
  },
  "resourceURL": "http://example.com/exampleAPI/1/audiocall/messages/voiceXml/msg123"
}
}}

```

D.14 Creating an audio call VoiceXML message (section 5.11.5.1)

Request:

```

POST /exampleAPI/1/audiocall/messages/voiceXml HTTP/1.1
Accept: application/json
Content-Type: application/json
Content-Length: nnnn
Host: example.com

```

```

{"voiceXMLMessage": {
  "callParticipant": [
    "tel:+4912345678901",
    "tel:+4412345678901"
  ],
  "callSessionIdentifier": "D45678",
  "clientCorrelator": "42345",
  "mediaUrl": "http://www.example.com/ann1.vxml"
}}

```

Response:

```

HTTP/1.1 201 Created
Content-Type: application/json
Content-Length: nnnn
Date: Mon, 28 Jun 2010 17:51:59 GMT

```

```
{
  "voiceXMLMessage": {
    "callParticipant": [
      "tel:+4912345678901",
      "tel:+4412345678901"
    ],
    "callSessionIdentifier": "D45678",
    "clientCorrelator": "42345",
    "mediaUri": "http://www.example.com/ann1.vxml",
    "messageStatusList": {
      "messageStatus": [
        {
          "callParticipant": "tel:+4912345678901",
          "status": "Pending"
        },
        {
          "callParticipant": "tel:+4412345678901",
          "status": "Pending"
        }
      ]
    },
    "resourceURL": "http://example.com/exampleAPI/1/audiocall/messages/voiceXml/msg123/statusList"
  },
  "resourceURL": "http://example.com/exampleAPI/1/audiocall/messages/voiceXml/msg123"
}
```

D.15 Retrieving an active audio call VoiceXML message (section 5.12.3.1)

Request:

```
GET /exampleAPI/1/audiocall/messages/voiceXml/msg123 HTTP/1.1
Accept: application/json
Host: example.com
```

Response:

```
HTTP/1.1 200 OK
Content-Type: application/json
Content-Length: nnnn
Date: Mon, 28 Jun 2010 17:51:59 GMT
```

```
{
  "voiceXMLMessage": {
    "callParticipant": [
      "tel:+4912345678901",
      "tel:+4412345678901"
    ],
    "callSessionIdentifier": "D45678",
    "clientCorrelator": "42345",
    "mediaUri": "http://www.example.com/ann1.vxml",
    "messageStatusList": {
      "messageStatus": [
        {

```

```

        "callParticipant": "tel:+4912345678901",
        "status": "Played"
    },
    {
        "callParticipant": "tel:+4412345678901",
        "status": "Pending"
    }
],
"resourceURL": "http://example.com/exampleAPI/1/audiocall/messages/voiceXml/msg123/statusList"
},
"resourceURL": "http://example.com/exampleAPI/1/audiocall/messages/voiceXml/msg123"
}}

```

D.16 Terminating an active audio call VoiceXML message (section 5.12.6.1)

Request:

```

DELETE /exampleAPI/1/audiocall/messages/voiceXml/msg123 HTTP/1.1
Accept: application/json
Host: example.com

```

Response:

```

HTTP/1.1 200 OK
Content-Type: application/json
Content-Length: nnnn
Date: Mon, 28 Jun 2010 17:51:59 GMT

{"voiceXMLMessage": {
  "callParticipant": [
    "tel:+4912345678901",
    "tel:+4412345678901"
  ],
  "callSessionIdentifier": "D45678",
  "clientCorrelator": "42345",
  "mediaUri": "http://www.example.com/ann1.vxml",
  "messageStatusList": {
    "messageStatus": [
      {
        "callParticipant": "tel:+4912345678901",
        "status": "Played"
      },
      {
        "callParticipant": "tel:+4412345678901",
        "status": "Terminated"
      }
    ]
  },
  "resourceURL": "http://example.com/exampleAPI/1/audiocall/messages/voiceXml/msg123/statusList"
},
"resourceURL": "http://example.com/exampleAPI/1/audiocall/messages/voiceXml/msg123"

```

```
}}
```

D.17 Retrieving status of an active audio call VoiceXML message (section 5.13.3.1)

Request:

```
GET /exampleAPI/1/audiocall/messages/voiceXml/msg123/statusList HTTP/1.1
Accept: application/json
Host: example.com
```

Response:

```
HTTP/1.1 200 OK
Content-Type: application/json
Content-Length: nnnn
Date: Mon, 28 Jun 2010 17:51:59 GMT

{"messageStatusList": {
  "messageStatus": [
    {
      "callParticipant": "tel:+4912345678901",
      "status": "Played"
    },
    {
      "callParticipant": "tel:+4412345678901",
      "status": "Pending"
    }
  ],
  "resourceURL": "http://example.com/exampleAPI/1/audiocall/messages/voiceXml/msg123/statusList"
}}
```

D.18 Retrieving a list of all active audio call video messages (section 5.14.3.1)

Request:

```
GET /exampleAPI/1/audiocall/messages/video HTTP/1.1
Accept: application/json
Host: example.com
```

Response:

```
HTTP/1.1 200 OK
Content-Type: application/json
Content-Length: nnnn
Date: Mon, 28 Jun 2010 17:51:59 GMT
```

```

{"messageList": {
  "resourceURL": "http://example.com/exampleAPI/1/audiocall/messages/video",
  "videoMessage": {
    "callParticipant": [
      "tel:+4912345678901",
      "tel:+4412345678901"
    ],
    "callSessionIdentifier": "E45678",
    "clientCorrelator": "42345",
    "mediaType": "video/mp4",
    "mediaUri": "http://www.example.com/ann1.mp4",
    "messageStatusList": {
      "messageStatus": [
        {
          "callParticipant": "tel:+4912345678901",
          "status": "Played"
        },
        {
          "callParticipant": "tel:+4412345678901",
          "status": "Pending"
        }
      ]
    },
    "resourceURL": "http://example.com/exampleAPI/1/audiocall/messages/video/msg123/statusList"
  },
  "resourceURL": "http://example.com/exampleAPI/1/audiocall/messages/video/msg123"
}
}}

```

D.19 Creating an audio call video message 5.14.5.1)

(section

Request:

```
POST /exampleAPI/1/audiocall/messages/video HTTP/1.1
```

```
Accept: application/json
```

```
Content-Type: application/json
```

```
Content-Length: nnnn
```

```
Host: example.com
```

```

{"videoMessage": {
  "callParticipant": [
    "tel:+4912345678901",
    "tel:+4412345678901"
  ],
  "callSessionIdentifier": "E45678",
  "clientCorrelator": "52345",
  "mediaType": "video/mp4",
  "mediaUri": "http://www.example.com/ann1.mp4"
}}

```

Response:

```
HTTP/1.1 201 Created
Content-Type: application/json
Content-Length: nnnn
Date: Mon, 28 Jun 2010 17:51:59 GMT
```

```
{"videoMessage": {
  "callParticipant": [
    "tel:+4912345678901",
    "tel:+4412345678901"
  ],
  "callSessionIdentifier": "E45678",
  "clientCorrelator": "52345",
  "mediaType": "video/mp4",
  "mediaUri": "http://www.example.com/ann1.mp4",
  "messageStatusList": {
    "messageStatus": [
      {
        "callParticipant": "tel:+4912345678901",
        "status": "Pending"
      },
      {
        "callParticipant": "tel:+4412345678901",
        "status": "Pending"
      }
    ]
  },
  "resourceURL": "http://example.com/exampleAPI/1/audiocall/messages/video/msg123/statusList"
},
"resourceURL": "http://example.com/exampleAPI/1/audiocall/messages/video/msg123"
}}
```

D.20 Retrieving an active audio call video message (section 5.15.3.1)

Request:

```
GET /exampleAPI/1/audiocall/messages/video/msg123 HTTP/1.1
Accept: application/json
Host: example.com
```

Response:

```
HTTP/1.1 200 OK
Content-Type: application/json
Content-Length: nnnn
Date: Mon, 28 Jun 2010 17:51:59 GMT
```

```
{"videoMessage": {
  "callParticipant": [
    "tel:+4912345678901",
    "tel:+4412345678901"
  ]
```

```

],
"callSessionIdentifier": "E45678",
"clientCorrelator": "52345",
"mediaType": "video/mp4",
"mediaUri": "http://www.example.com/ann1.mp4",
"messageStatusList": {
  "messageStatus": [
    {
      "callParticipant": "tel:+4912345678901",
      "status": "Played"
    },
    {
      "callParticipant": "tel:+4412345678901",
      "status": "Pending"
    }
  ]
},
"resourceURL": "http://example.com/exampleAPI/1/audiocall/messages/video/msg123/statusList"
},
"resourceURL": "http://example.com/exampleAPI/1/audiocall/messages/video/msg123"
}}

```

D.21 Terminating an active audio call video message (section 5.15.6.1)

Request:

```

DELETE /exampleAPI/1/audiocall/messages/video/msg123 HTTP/1.1
Accept: application/json
Host: example.com

```

Response:

```

HTTP/1.1 200 OK
Content-Type: application/json
Content-Length: nnnn
Date: Mon, 28 Jun 2010 17:51:59 GMT

{"videoMessage": {
  "callParticipant": [
    "tel:+4912345678901",
    "tel:+4412345678901"
  ],
  "callSessionIdentifier": "E45678",
  "clientCorrelator": "52345",
  "mediaType": "video/mp4",
  "mediaUri": "http://www.example.com/ann1.mp4",
  "messageStatusList": {
    "messageStatus": [
      {
        "callParticipant": "tel:+4912345678901",
        "status": "Played"
      }
    ]
  }
}

```

```
    },
    {
      "callParticipant": "tel:+4412345678901",
      "status": "Terminated"
    }
  ],
  "resourceURL": "http://example.com/exampleAPI/1/audiocall/messages/video/msg123/statusList"
},
"resourceURL": "http://example.com/exampleAPI/1/audiocall/messages/video/msg123"
}}
```

D.22 Retrieving status of an active audio call video message (section 5.16.3.1)

Request:

```
GET /exampleAPI/1/audiocall/messages/video/msg123/statusList HTTP/1.1
Accept: application/json
Host: example.com
```

Response:

```
HTTP/1.1 200 OK
Content-Type: application/json
Content-Length: nnnn
Date: Mon, 28 Jun 2010 17:51:59 GMT

{"messageStatusList": {
  "messageStatus": [
    {
      "callParticipant": "tel:+4912345678901",
      "status": "Played"
    },
    {
      "callParticipant": "tel:+4412345678901",
      "status": "Pending"
    }
  ]
},
"resourceURL": "http://example.com/exampleAPI/1/audiocall/messages/video/msg123/statusList"
}}
```

D.23 Retrieving a list of all active media capture interactions (section 5.17.3.1)

Request:

```
GET /exampleAPI/1/audiocall/interactions HTTP/1.1
```


Accept: application/json
Host: example.com

Response:

HTTP/1.1 200 OK
Content-Type: application/json
Content-Length: nnnn
Date: Mon, 28 Jun 2010 17:51:59 GMT

```
{
  "interactionList": [
    {
      "digitCapture": [
        {
          "callParticipant": "tel:+4912345678901",
          "callSessionIdentifier": "F14567",
          "clientCorrelator": "62345",
          "digitConfiguration": {
            "interruptMedia": "false",
            "maxDigits": "1",
            "minDigits": "1"
          },
          "playingConfiguration": {
            "interruptMedia": "false",
            "mediaType": "audio/mpeg",
            "messageFormat": "Audio",
            "playFileLocation": "http://www.example.com/msg1.mp3"
          },
          "resourceURL": "http://example.com/exampleAPI/1/audiocall/interactions/collection/int123"
        },
        {
          "callParticipant": "tel:+1567890123456",
          "callSessionIdentifier": "F24567",
          "clientCorrelator": "72345",
          "digitConfiguration": {
            "interruptMedia": "false",
            "maxDigits": "1",
            "minDigits": "1"
          },
          "playingConfiguration": {
            "interruptMedia": "false",
            "mediaType": "audio/mpeg",
            "messageFormat": "Audio",
            "playFileLocation": "http://www.example.com/msg3.mp3"
          },
          "resourceURL": "http://example.com/exampleAPI/1/audiocall/interactions/collection/int456"
        }
      ],
      "recordingCapture": {
        "callParticipant": "tel:+4412345678901",
        "callSessionIdentifier": "F34567",
        "clientCorrelator": "82345",
        "playingConfiguration": {
          "interruptMedia": "false",
          "mediaType": "audio/mpeg",
          "messageFormat": "Audio",
          "playFileLocation": "http://www.example.com/msg2.mp3"
        }
      }
    }
  ]
}
```

```

    "recordingConfiguration": {
      "maxRecordingLength": "10",
      "recFileLocation": "http://www.example.com/rec1.mp3"
    },
    "resourceURL": "http://example.com/exampleAPI/1/audiocall/interactions/recording/int123"
  },
  "resourceURL": "http://example.com/exampleAPI/1/audiocall/interactions"
}
}

```

D.24 Retrieving a list of all play-and-collect interactions (section 5.18.3.1)

Request:

```

GET /exampleAPI/1/audiocall/interactions/collection HTTP/1.1
Accept: application/json
Host: example.com

```

Response:

```

HTTP/1.1 200 OK
Content-Type: application/json
Content-Length: nnnn
Date: Mon, 28 Jun 2010 17:51:59 GMT

{"interactionList": {
  "digitCapture": [
    {
      "callParticipant": "tel:+4912345678901",
      "callSessionIdentifier": "F14567",
      "clientCorrelator": "62345",
      "digitConfiguration": {
        "interruptMedia": "false",
        "maxDigits": "1",
        "minDigits": "1"
      },
      "playingConfiguration": {
        "interruptMedia": "false",
        "mediaType": "audio/mpeg",
        "messageFormat": "Audio",
        "playFileLocation": "http://www.example.com/msg1.mp3"
      },
      "resourceURL": "http://example.com/exampleAPI/1/audiocall/interactions/collection/int123"
    },
    {
      "callParticipant": "tel:+1567890123456",
      "callSessionIdentifier": "F24567",
      "clientCorrelator": "72345",
      "digitConfiguration": {
        "interruptMedia": "false",
        "maxDigits": "1",

```

```

    "minDigits": "1"
  },
  "playingConfiguration": {
    "interruptMedia": "false",
    "mediaType": "audio/mpeg",
    "messageFormat": "Audio",
    "playFileLocation": "http://www.example.com/msg3.mp3"
  },
  "resourceURL": "http://example.com/exampleAPI/1/audiocall/interactions/collection/int456"
}
],
"resourceURL": "http://example.com/exampleAPI/1/audiocall/interactions/collection"
}}

```

D.25 Playing a media file and collecting digits, returning a copy of the created resource (section 5.18.5.1)

Request:

```

POST /exampleAPI/1/audiocall/interactions/collection HTTP/1.1
Accept: application/json
Content-Type: application/json
Content-Length: nnnn
Host: example.com

```

```

{"digitCapture": {
  "callParticipant": "tel:+4912345678901",
  "callSessionIdentifier": "F14567",
  "clientCorrelator": "62345",
  "digitConfiguration": {
    "interruptMedia": "false",
    "maxDigits": "1",
    "minDigits": "1"
  },
  "playingConfiguration": {
    "interruptMedia": "false",
    "mediaType": "audio/mpeg",
    "messageFormat": "Audio",
    "playFileLocation": "http://www.example.com/msg1.mp3"
  }
}
}}

```

Response:

```

HTTP/1.1 201 Created
Content-Type: application/json
Content-Length: nnnn
Date: Mon, 28 Jun 2010 17:51:59 GMT

```

```

{"digitCapture": {
  "callParticipant": "tel:+4912345678901",
  "callSessionIdentifier": "F14567",
  "clientCorrelator": "62345",
  "digitConfiguration": {
    "interruptMedia": "false",
    "maxDigits": "1",
    "minDigits": "1"
  },
  "playingConfiguration": {
    "interruptMedia": "false",
    "mediaType": "audio/mpeg",
    "messageFormat": "Audio",
    "playFileLocation": "http://www.example.com/msg1.mp3"
  },
  "resourceURL": "http://example.com/exampleAPI/1/audiocall/interactions/collection/int123"
}}

```

D.26 Playing a media file and collecting digits, returning the location of the created resource (section 5.18.5.2)

Request:

```

POST /exampleAPI/1/audiocall/interactions/collection HTTP/1.1
Accept: application/json
Content-Type: application/json
Content-Length: nnnn
Host: example.com

```

```

{"digitCapture": {
  "callParticipant": "tel:+4912345678901",
  "callSessionIdentifier": "F14567",
  "clientCorrelator": "62345",
  "digitConfiguration": {
    "interruptMedia": "false",
    "maxDigits": "1",
    "minDigits": "1"
  },
  "playingConfiguration": {
    "interruptMedia": "false",
    "mediaType": "audio/mpeg",
    "messageFormat": "Audio",
    "playFileLocation": "http://www.example.com/msg1.mp3"
  }
}}

```

Response:

```
HTTP/1.1 201 Created
Content-Type: application/json
Content-Length: nnnn
Date: Mon, 28 Jun 2010 17:51:59 GMT
```

```
{"resourceReference": {"resourceURL": "http://example.com/exampleAPI/1/audiocall/interactions/collection/int123"}}
```

D.27 Retrieving an individual play-and-collect interaction (section 5.19.3.1)

Request:

```
GET /exampleAPI/1/audiocall/interactions/collection/int123 HTTP/1.1
Accept: application/json
Host: example.com
```

Response:

```
HTTP/1.1 200 OK
Content-Type: application/json
Content-Length: nnnn
Date: Mon, 28 Jun 2010 17:51:59 GMT
```

```
{"digitCapture": {
  "callParticipant": "tel:+4912345678901",
  "callSessionIdentifier": "F14567",
  "clientCorrelator": "62345",
  "digitConfiguration": {
    "interruptMedia": "false",
    "maxDigits": "1",
    "minDigits": "1"
  },
  "playingConfiguration": {
    "interruptMedia": "false",
    "mediaType": "audio/mpeg",
    "messageFormat": "Audio",
    "playFileLocation": "http://www.example.com/msg1.mp3"
  },
  "resourceURL": "http://example.com/exampleAPI/1/audiocall/interactions/collection/int123"
}}
```

D.28 Stopping interaction and removing information (section 5.19.6.1)

Request:

Error! Reference source not found.
Error! Reference source not found.

```
DELETE /exampleAPI/1/audiocall/interactions/collection/int123 HTTP/1.1
Accept: application/json
Host: example.com
```

Response:

```
HTTP/1.1 204 No Content
Date: Mon, 28 Jun 2010 17:51:59 GMT
```

D.29 Retrieving a list of all play-and-record interactions (section 5.20.3.1)

Request:

```
GET /exampleAPI/1/audiocall/interactions/recording HTTP/1.1
Accept: application/json
Host: example.com
```

Response:

```
HTTP/1.1 200 OK
Content-Type: application/json
Content-Length: nnnn
Date: Mon, 28 Jun 2010 17:51:59 GMT

{"interactionList": {
  "recordingCapture": {
    "callParticipant": "tel:+4412345678901",
    "callSessionIdentifier": "F34567",
    "clientCorrelator": "82345",
    "playingConfiguration": {
      "interruptMedia": "false",
      "mediaType": "audio/mpeg",
      "messageFormat": "Audio",
      "playFileLocation": "http://www.example.com/msg2.mp3"
    },
    "recordingConfiguration": {
      "maxRecordingLength": "10",
      "recFileLocation": "http://www.example.com/rec2.mp3"
    },
    "resourceURL": "http://example.com/exampleAPI/1/audiocall/interactions/recording/int123"
  },
  "resourceURL": "http://example.com/exampleAPI/1/audiocall/interactions"
}}
```

D.30 Playing a media file and recording response (section 5.20.5.1)

Request:

```
POST /exampleAPI/1/audiocall/interactions/recording HTTP/1.1
Accept: application/json
Content-Type: application/json
Content-Length: nnnn
Host: example.com

{"recordingCapture": {
  "callParticipant": "tel:+4412345678901",
  "callSessionIdentifier": "F34567",
  "clientCorrelator": "82345",
  "playingConfiguration": {
    "interruptMedia": "false",
    "mediaType": "audio/mpeg",
    "messageFormat": "Audio",
    "playFileLocation": "http://www.example.com/msg2.mp3"
  },
  "recordingConfiguration": {
    "maxRecordingLength": "10",
    "recFileLocation": "http://www.example.com/rec2.mp3"
  }
}}
```

Response:

```
HTTP/1.1 201 Created
Content-Type: application/json
Content-Length: nnnn
Date: Mon, 28 Jun 2010 17:51:59 GMT

{"recordingCapture": {
  "callParticipant": "tel:+4412345678901",
  "callSessionIdentifier": "F34567",
  "clientCorrelator": "82345",
  "playingConfiguration": {
    "interruptMedia": "false",
    "mediaType": "audio/mpeg",
    "messageFormat": "Audio",
    "playFileLocation": "http://www.example.com/msg2.mp3"
  },
  "recordingConfiguration": {
    "maxRecordingLength": "10",
    "recFileLocation": "http://www.example.com/rec2.mp3"
  },
  "resourceURL": "http://example.com/exampleAPI/1/audiocall/interactions/recording/int123"
}}
```

D.31 Retrieving an individual play-and-record interaction (section 5.21.3.1)

Request:

```
GET /exampleAPI/1/audiocall/interactions/recording/int123HTTP/1.1
Accept: application/json
Host: example.com
```

Response:

```
HTTP/1.1 200 OK
Content-Type: application/json
Content-Length: nnnn
Date: Mon, 28 Jun 2010 17:51:59 GMT

{"recordingCapture": {
  "callParticipant": "tel:+4412345678901",
  "callSessionIdentifier": "F34567",
  "clientCorrelator": "82345",
  "playingConfiguration": {
    "interruptMedia": "false",
    "mediaType": "audio/mpeg",
    "messageFormat": "Audio",
    "playFileLocation": "http://www.example.com/msg2.mp3"
  },
  "recordingConfiguration": {
    "maxRecordingLength": "10",
    "recFileLocation": "http://www.example.com/rec2.mp3"
  },
  "resourceURL": "http://example.com/exampleAPI/1/audiocall/interactions/recording/int123"
}}
```


Appendix E. Parlay X operations mapping (Informative)

The table below illustrates the mapping between REST resources/methods and Parlay X equivalent operations.

ParlayREST Resource	ParlayREST Method	ParlayREST Section reference	Parlay X equivalent operation
Audio Call Text Messages	POST	5.5.5	playTextMessage
Individual Audio Call Text Message	DELETE	5.6.6	endMessage
Individual Audio Call Text Message Status	GET	5.7.3	getMessageStatus
Audio Call Audio Messages	POST	5.8.5	playAudioMessage
Individual Audio Call Audio Message	DELETE	5.9.6	endMessage
Individual Audio Call Audio Message Status	GET	5.10.3	getMessageStatus
Audio Call VoiceXML Messages	POST	5.11.5	playVoiceXmlMessage
Individual Audio Call VoiceXML Message	DELETE	5.12.6	endMessage
Individual Audio Call VoiceXML Message Status	GET	5.13.3	getMessageStatus
Audio Call Video Messages	POST	5.14.5	playVideoMessage
Individual Audio Call Video Message	DELETE	5.15.6	endMessage
Individual Audio Call Video Message Status	GET	5.16.3	getMessageStatus
Play and Collect Interactions	POST	5.18.5	startPlayAndCollectInteraction
Individual Play and Collect Interaction	DELETE	5.19.6	stopMediaInteraction
Play and Record Interactions	POST	5.20.5	startPlayAndRecordInteraction
Individual Play and Record Interaction	DELETE	5.21.6	stopMediaInteraction

Table 1: Parlay X operations mapping