



# RESTful Network API for Network Message Storage

## Candidate Version 1.0 – 16 Dec 2014

---

**Open Mobile Alliance**  
OMA-TS-REST\_NetAPI\_NMS-V1\_0-20141216-C

Use of this document is subject to all of the terms and conditions of the Use Agreement located at <http://www.openmobilealliance.org/UseAgreement.html>.

Unless this document is clearly designated as an approved specification, this document is a work in process, is not an approved Open Mobile Alliance™ specification, and is subject to revision or removal without notice.

You may use this document or any part of the document for internal or educational purposes only, provided you do not modify, edit or take out of context the information in this document in any manner. Information contained in this document may be used, at your sole risk, for any purposes. You may not use this document in any other manner without the prior written permission of the Open Mobile Alliance. The Open Mobile Alliance authorizes you to copy this document, provided that you retain all copyright and other proprietary notices contained in the original materials on any copies of the materials and that you comply strictly with these terms. This copyright permission does not constitute an endorsement of the products or services. The Open Mobile Alliance assumes no responsibility for errors or omissions in this document.

Each Open Mobile Alliance member has agreed to use reasonable endeavors to inform the Open Mobile Alliance in a timely manner of Essential IPR as it becomes aware that the Essential IPR is related to the prepared or published specification. However, the members do not have an obligation to conduct IPR searches. The declared Essential IPR is publicly available to members and non-members of the Open Mobile Alliance and may be found on the “OMA IPR Declarations” list at <http://www.openmobilealliance.org/ipr.html>. The Open Mobile Alliance has not conducted an independent IPR review of this document and the information contained herein, and makes no representations or warranties regarding third party IPR, including without limitation patents, copyrights or trade secret rights. This document may contain inventions for which you must obtain licenses from third parties before making, using or selling the inventions. Defined terms above are set forth in the schedule to the Open Mobile Alliance Application Form.

**NO REPRESENTATIONS OR WARRANTIES (WHETHER EXPRESS OR IMPLIED) ARE MADE BY THE OPEN MOBILE ALLIANCE OR ANY OPEN MOBILE ALLIANCE MEMBER OR ITS AFFILIATES REGARDING ANY OF THE IPR'S REPRESENTED ON THE “OMA IPR DECLARATIONS” LIST, INCLUDING, BUT NOT LIMITED TO THE ACCURACY, COMPLETENESS, VALIDITY OR RELEVANCE OF THE INFORMATION OR WHETHER OR NOT SUCH RIGHTS ARE ESSENTIAL OR NON-ESSENTIAL.**

**THE OPEN MOBILE ALLIANCE IS NOT LIABLE FOR AND HEREBY DISCLAIMS ANY DIRECT, INDIRECT, PUNITIVE, SPECIAL, INCIDENTAL, CONSEQUENTIAL, OR EXEMPLARY DAMAGES ARISING OUT OF OR IN CONNECTION WITH THE USE OF DOCUMENTS AND THE INFORMATION CONTAINED IN THE DOCUMENTS.**

© 2014 Open Mobile Alliance Ltd. All Rights Reserved.

Used with the permission of the Open Mobile Alliance Ltd. under the terms set forth above.

# Contents

<b>1. SCOPE (INFORMATIVE)</b> .....	<b>14</b>
<b>2. REFERENCES</b> .....	<b>15</b>
<b>2.1 NORMATIVE REFERENCES</b> .....	<b>15</b>
<b>2.2 INFORMATIVE REFERENCES</b> .....	<b>16</b>
<b>3. TERMINOLOGY AND CONVENTIONS</b> .....	<b>17</b>
<b>3.1 CONVENTIONS</b> .....	<b>17</b>
<b>3.2 DEFINITIONS</b> .....	<b>17</b>
<b>3.3 ABBREVIATIONS</b> .....	<b>17</b>
<b>4. INTRODUCTION (INFORMATIVE)</b> .....	<b>19</b>
<b>4.1 VERSION 1.0</b> .....	<b>19</b>
<b>5. NETWORK MESSAGE STORAGE API DEFINITION</b> .....	<b>21</b>
<b>5.1 CONCEPTS</b> .....	<b>21</b>
5.1.1 Object .....	21
5.1.2 Folder .....	22
5.1.3 Box .....	22
5.1.4 Subscriptions and notifications .....	22
5.1.4.1 Notifications .....	23
5.1.4.2 Tracked storage changes .....	23
5.1.4.2.1 Box reset .....	24
5.1.4.3 Requesting past notifications using restartToken .....	24
5.1.4.3.1 Implementation note (Informative) .....	25
5.1.4.4 Handling reordering and duplication with lastModSeq .....	25
5.1.4.5 Handling loss with index and subscription update .....	25
5.1.5 Managing local storage mirror (cache) at the client .....	26
5.1.5.1 Strict Synchronization .....	26
5.1.5.2 Simplified Synchronization .....	27
5.1.6 Root folder(s) discovery .....	27
5.1.7 Deletion .....	27
5.1.8 External content .....	28
5.1.9 Inline content .....	28
5.1.10 Batched retrieval .....	28
5.1.11 Bulk Creation .....	29
5.1.12 Correlation (Informative) .....	30
5.1.12.1 Introduction .....	30
5.1.12.2 Correlation ID .....	30
5.1.12.3 Correlation tag .....	30
<b>5.2 RESOURCES SUMMARY</b> .....	<b>31</b>
5.2.1 Resources allowing a client to manage individual objects .....	33
5.2.2 Resources allowing a client to retrieve stored content of an object payload or payload part .....	34
5.2.3 Resources allowing a client to manage individual folders .....	35
5.2.4 Resources allowing a client to retrieve information and/or perform operations on objects .....	37
5.2.5 Resources allowing a client to retrieve information and/or perform operations on folders .....	38
5.2.6 Resources allowing a client to manage subscriptions for storage changes .....	39
5.2.7 Resources allowing the server to notify a client about storage changes .....	40
<b>5.3 DATA TYPES</b> .....	<b>41</b>
5.3.1 XML Namespaces .....	41
5.3.2 Structures .....	41
5.3.2.1 Type: Object .....	41
5.3.2.2 Type: ObjectList .....	44
5.3.2.3 Type: Flag .....	44
5.3.2.4 Type: FlagList .....	45
5.3.2.5 Type: Attribute .....	45
5.3.2.6 Type: AttributeList .....	46
5.3.2.7 Type: PayloadPartInfo .....	46

- 5.3.2.8 Type: Folder ..... 47
- 5.3.2.9 Type: FolderList..... 51
- 5.3.2.10 Type: FolderReferenceList..... 51
- 5.3.2.11 Type: Reference ..... 51
- 5.3.2.12 Type: ObjectReferenceList..... 51
- 5.3.2.13 Type: TargetSourceRef ..... 52
- 5.3.2.14 Type: ReferenceList ..... 52
- 5.3.2.15 Type: SelectionCriteria..... 52
- 5.3.2.16 Type: SearchCriteria ..... 53
- 5.3.2.17 Type: SearchCriterion..... 53
- 5.3.2.18 Type: SortCriteria..... 54
- 5.3.2.19 Type: SortCriterion..... 54
- 5.3.2.20 Type: NmsSubscription ..... 54
- 5.3.2.21 Type: NmsSubscriptionList ..... 57
- 5.3.2.22 Type: NmsSubscriptionUpdate..... 57
- 5.3.2.23 Type: NmsEvent ..... 57
- 5.3.2.24 Type: NmsEventList ..... 58
- 5.3.2.25 Type: DeletedObject ..... 59
- 5.3.2.26 Type: DeletedFolder ..... 59
- 5.3.2.27 Type: ChangedObject ..... 60
- 5.3.2.28 Type: ChangedFolder ..... 60
- 5.3.2.29 Type: ResetBox ..... 60
- 5.3.2.30 Type: PathList..... 61
- 5.3.2.31 Type: Response ..... 61
- 5.3.2.32 Type: BulkResponseList..... 61
- 5.3.2.33 Type: Empty ..... 61
- 5.3.3 Enumerations ..... 62
  - 5.3.3.1 Enumeration: SearchTypeEnum ..... 62
  - 5.3.3.2 Enumeration: LogicalOperatorEnum ..... 62
  - 5.3.3.3 Enumeration: SortTypeEnum..... 62
  - 5.3.3.4 Enumeration: SortOrderEnum..... 63
- 5.3.4 Values of the Link “rel” attribute..... 63
- 5.4 SEQUENCE DIAGRAMS ..... 63**
  - 5.4.1 Subscription to NMS notifications..... 63
  - 5.4.2 Synchronization with NMS..... 65
    - 5.4.2.1 Strict Synchronization..... 65
    - 5.4.2.2 Simplified Synchronization..... 67
  - 5.4.3 Subscription to filtered NMS Notifications ..... 68
  - 5.4.4 Operations on folders ..... 69
  - 5.4.5 Operations on objects..... 72
  - 5.4.6 Retrieving a large list of objects ..... 75
  - 5.4.7 Discovering the user’s storage hierarchical structure..... 77
  - 5.4.8 Bulk object creation ..... 79
- 6. DETAILED SPECIFICATION OF THE RESOURCES ..... 81**
  - 6.1 RESOURCE: RESOURCE CONTAINING ALL OBJECTS ..... 81**
    - 6.1.1 Request URL variables ..... 81
    - 6.1.2 Response Codes and Error Handling ..... 82
    - 6.1.3 GET..... 82
    - 6.1.4 PUT..... 82
    - 6.1.5 POST..... 82
      - 6.1.5.1 Example 1: Object creation by parentFolder, response with a location of created resource (Informative) ..... 82
        - 6.1.5.1.1 Request..... 82
        - 6.1.5.1.2 Response..... 83
      - 6.1.5.2 Example 2: Object creation by parentFolderPath, response with a location of the created resource while the non-existent parent folder is auto-created (Informative)..... 83
        - 6.1.5.2.1 Request..... 84
        - 6.1.5.2.2 Response..... 84
      - 6.1.5.3 Example 3: Object creation by parentFolderPath, response creation failure due to prohibited location (i.e. requested parent folder) (Informative)..... 85
        - 6.1.5.3.1 Request..... 85
        - 6.1.5.3.2 Response..... 85

- 6.1.5.4 *Example 4: Object creation without parent folder, response with a location of created resource and full object (Informative)* ..... 86
  - 6.1.5.4.1 Request..... 86
  - 6.1.5.4.2 Response..... 87
- 6.1.5.5 *Example 5: Creation of multipart object with presentation part, response with a location of created resource (Informative)* ..... 88
  - 6.1.5.5.1 Request..... 88
  - 6.1.5.5.2 Response..... 89
- 6.1.5.6 *Example 6: Creation of simple text object, response with a location of created resource (Informative)*..... 89
  - 6.1.5.6.1 Request..... 89
  - 6.1.5.6.2 Response..... 90
- 6.1.6 DELETE ..... 90
- 6.2 RESOURCE: A STORED OBJECT..... 90**
  - 6.2.1 Request URL variables ..... 90
  - 6.2.2 Response Codes and Error Handling ..... 91
  - 6.2.3 GET..... 91
    - 6.2.3.1 *Example 1: Retrieve information about an object (Informative)*..... 91
      - 6.2.3.1.1 Request..... 91
      - 6.2.3.1.2 Response..... 91
    - 6.2.3.2 *Example 2: Retrieve information about multipart object (Informative)*..... 92
      - 6.2.3.2.1 Request..... 93
      - 6.2.3.2.2 Response..... 93
    - 6.2.3.3 *Example 3: Retrieve information about object with inline content (Informative)* ..... 93
      - 6.2.3.3.1 Request..... 94
      - 6.2.3.3.2 Response..... 94
  - 6.2.4 PUT ..... 94
  - 6.2.5 POST..... 94
  - 6.2.6 DELETE ..... 94
    - 6.2.6.1 *Example: Delete an object, response with “204 No Content” (Informative)*..... 94
      - 6.2.6.1.1 Request..... 94
      - 6.2.6.1.2 Response..... 95
- 6.3 RESOURCE: FLAGS ASSOCIATED WITH THE STORED OBJECT..... 95**
  - 6.3.1 Request URL variables ..... 95
  - 6.3.2 Response Codes and Error Handling ..... 95
  - 6.3.3 GET..... 95
    - 6.3.3.1 *Example 1: Retrieve flags associated with an object (Informative)* ..... 95
      - 6.3.3.1.1 Request..... 95
      - 6.3.3.1.2 Response..... 96
    - 6.3.3.2 *Example 2: Retrieve flags associated with an object, failure due to an invalid object (Informative)* ..... 96
      - 6.3.3.2.1 Request..... 96
      - 6.3.3.2.2 Response..... 96
  - 6.3.4 PUT..... 96
    - 6.3.4.1 *Add a flag to flaglist of an object (Informative)*..... 96
      - 6.3.4.1.1 Request..... 96
      - 6.3.4.1.2 Response..... 97
  - 6.3.5 POST..... 97
  - 6.3.6 DELETE ..... 97
- 6.4 RESOURCE: INDIVIDUAL FLAG ..... 97**
  - 6.4.1 Request URL variables ..... 97
  - 6.4.2 Response Codes and Error Handling ..... 98
  - 6.4.3 GET..... 98
    - 6.4.3.1 *Example 1: Read an existing individual flag (Informative)*..... 98
      - 6.4.3.1.1 Request..... 98
      - 6.4.3.1.2 Response..... 98
    - 6.4.3.2 *Example 2: Read a non-existing individual flag using acr:auth (Informative)* ..... 98
      - 6.4.3.2.1 Request..... 99
      - 6.4.3.2.2 Response..... 99
  - 6.4.4 PUT..... 99
    - 6.4.4.1 *Add “\Answered” flag to flaglist of an object (Informative)*..... 99
      - 6.4.4.1.1 Request..... 99
      - 6.4.4.1.2 Response..... 99

6.4.5	POST.....	100
6.4.6	DELETE .....	100
6.4.6.1	Delete “Seen” flag from flaglist of an object (Informative).....	100
6.4.6.1.1	Request.....	100
6.4.6.1.2	Response.....	100
<b>6.5</b>	<b>RESOURCE: STORED CONTENT OF AN OBJECT PAYLOAD .....</b>	<b>100</b>
6.5.1	Request URL variables .....	100
6.5.2	Response Codes and Error Handling .....	101
6.5.3	GET.....	101
6.5.3.1	Example: Read payload of the stored object via an external reference (Informative) .....	101
6.5.3.1.1	Request.....	101
6.5.3.1.2	Response.....	101
6.5.4	PUT.....	102
6.5.5	POST.....	102
6.5.6	DELETE .....	102
<b>6.6</b>	<b>RESOURCE: PAYLOAD PART OF THE STORED OBJECT .....</b>	<b>102</b>
6.6.1	Request URL variables .....	102
6.6.2	Response Codes and Error Handling .....	103
6.6.3	GET.....	103
6.6.3.1	Example: Read an object payload part via the NMS resource tree (Informative).....	103
6.6.3.1.1	Request.....	103
6.6.3.1.2	Response.....	103
6.6.4	PUT.....	103
6.6.5	POST.....	103
6.6.6	DELETE .....	103
<b>6.7</b>	<b>RESOURCE: INFORMATION ABOUT A SELECTED SET OF OBJECTS IN THE STORAGE.....</b>	<b>103</b>
6.7.1	Request URL variables .....	107
6.7.2	Response Codes and Error Handling .....	107
6.7.3	GET.....	107
6.7.4	PUT.....	108
6.7.5	POST.....	108
6.7.5.1	Example 1: Search for objects with certain criteria (Informative).....	108
6.7.5.1.1	Request.....	108
6.7.5.1.2	Response.....	109
6.7.5.2	Example 2: Retrieve the remaining search response list (Informative).....	111
6.7.5.2.1	Request.....	111
6.7.5.2.2	Response.....	111
6.7.5.3	Example 3: Search for a substring in all searchable text attributes and bodies (Informative) .....	113
6.7.5.3.1	Request.....	113
6.7.5.3.2	Response.....	113
6.7.6	DELETE .....	114
<b>6.8</b>	<b>RESOURCE: RESOURCE URLs OF A SELECTED SET OF OBJECTS IN THE STORAGE .....</b>	<b>114</b>
6.8.1	Request URL variables .....	114
6.8.2	Response Codes and Error Handling .....	115
6.8.3	GET.....	115
6.8.3.1	Example 1: Retrieve object’s resource URL based on its path (Informative) .....	115
6.8.3.1.1	Request.....	115
6.8.3.1.2	Response.....	116
6.8.3.2	Example 2: Retrieve object’s resource URL based on its path, failure due to an invalid path (Informative) .....	116
6.8.3.2.1	Request.....	116
6.8.3.2.2	Response.....	116
6.8.4	PUT.....	116
6.8.5	POST.....	116
6.8.5.1	Example 1: Retrieve list of objects’ resource URLs based on their paths (Informative).....	117
6.8.5.1.1	Request.....	117
6.8.5.1.2	Response.....	117
6.8.5.2	Example 2: Retrieve list of objects’ resource URLs based on their paths, at least one path to a non-existing object (Informative).....	118
6.8.5.2.1	Request.....	118
6.8.5.2.2	Response.....	118

6.8.5.3	(void).....	118
6.8.6	DELETE .....	118
<b>6.9</b>	<b>RESOURCE: BULK CREATION OF OBJECTS .....</b>	<b>119</b>
6.9.1	Request URL variables .....	119
6.9.2	Response Codes and Error Handling .....	119
6.9.3	GET.....	119
6.9.4	PUT.....	119
6.9.5	POST.....	120
6.9.5.1	<i>Example 1: Bulk creation (Informative)</i> .....	120
6.9.5.1.1	Request.....	120
6.9.5.1.2	Response.....	122
<b>6.10</b>	<b>RESOURCE: RESOURCE CONTAINING ALL FOLDERS.....</b>	<b>122</b>
6.10.1	Request URL variables .....	123
6.10.2	Response Codes and Error Handling .....	123
6.10.3	GET.....	123
6.10.4	PUT.....	123
6.10.5	POST.....	123
6.10.5.1	<i>Example 1: Folder creation by parentFolder path, response with a location of created resource (Informative)</i> .....	123
6.10.5.1.1	Request.....	123
6.10.5.1.2	Response.....	124
6.10.5.2	<i>Example 2: Folder creation by parentFolder path, response with a copy of created resource (Informative)</i> .....	124
6.10.5.2.1	Request.....	124
6.10.5.2.2	Response.....	124
6.10.5.3	<i>Example 3: Folder creation by parentFolder path, response creation failure due to an invalid folder path (Informative)</i> .....	125
6.10.5.3.1	Request.....	125
6.10.5.3.2	Response.....	125
6.10.5.4	<i>Example 4: Folder creation by parentFolder resourceURL, response with a copy of created resource (Informative)</i> .....	126
6.10.5.4.1	Request.....	126
6.10.5.4.2	Response.....	126
6.10.5.5	<i>Example 5: Folder creation failure due to request missing the parent folder element (Informative)</i> .....	127
6.10.5.5.1	Request.....	127
6.10.5.5.2	Response.....	127
6.10.5.6	<i>Example 6: Folder creation by parentFolder path, response creation failure due to prohibited location (i.e. requested parent folder) (Informative)</i> .....	127
6.10.5.6.1	Request.....	127
6.10.5.6.2	Response.....	128
6.10.6	DELETE .....	128
<b>6.11</b>	<b>RESOURCE: A FOLDER.....</b>	<b>128</b>
6.11.1	Request URL variables .....	128
6.11.2	Response Codes and Error Handling .....	129
6.11.3	GET.....	129
6.11.3.1	<i>Example 1: Retrieve information about a folder (Informative)</i> .....	130
6.11.3.1.1	Request.....	131
6.11.3.1.2	Response.....	131
6.11.3.2	<i>Example 2: Retrieve information about a non-existent folder (Informative)</i> .....	131
6.11.3.2.1	Request.....	131
6.11.3.2.2	Response.....	132
6.11.3.3	<i>Example 3: Retrieve information about a large folder (Informative)</i> .....	132
6.11.3.3.1	Request.....	132
6.11.3.3.2	Response.....	132
6.11.3.4	<i>Example 4: Retrieve information about a large folder (Informative)</i> .....	133
6.11.3.4.1	Request.....	133
6.11.3.4.2	Response.....	133
6.11.4	PUT.....	134
6.11.5	POST.....	134
6.11.6	DELETE .....	134
6.11.6.1	<i>Example 1: Delete a folder, response with "204 No Content" (Informative)</i> .....	134
6.11.6.1.1	Request.....	134
6.11.6.1.2	Response.....	134
<b>6.12</b>	<b>RESOURCE: INDIVIDUAL FOLDER DATA .....</b>	<b>134</b>

6.12.1	Request URL variables .....	134
6.12.2	Response Codes and Error Handling .....	135
6.12.3	GET .....	135
6.12.3.1	<i>Example: Retrieve a folder's name (Informative)</i> .....	135
6.12.3.1.1	Request .....	135
6.12.3.1.2	Response .....	136
6.12.4	PUT .....	136
6.12.4.1	<i>Example 1: Change folder name (Informative)</i> .....	136
6.12.4.1.1	Request .....	136
6.12.4.1.2	Response .....	136
6.12.4.2	<i>Example 2: Change folder name, failure due to Policy error (Informative)</i> .....	136
6.12.4.2.1	Request .....	136
6.12.4.2.2	Response .....	137
6.12.5	POST .....	137
6.12.6	DELETE .....	137
<b>6.13</b>	<b>RESOURCE: INFORMATION ABOUT A SELECTED SET OF FOLDERS IN THE STORAGE .....</b>	<b>137</b>
6.13.1	Request URL variables .....	137
6.13.2	Response Codes and Error Handling .....	138
6.13.3	GET .....	138
6.13.4	PUT .....	138
6.13.5	POST .....	138
6.13.5.1	<i>Example 1: Search for root folders (Informative)</i> .....	138
6.13.5.1.1	Request .....	138
6.13.5.1.2	Response .....	139
6.13.5.2.1	Request .....	139
6.13.5.2.2	Response .....	140
6.13.5.3.1	Request .....	141
6.13.5.3.2	Response .....	141
6.13.5.4.1	Request .....	142
6.13.5.4.2	Response .....	143
6.13.6	DELETE .....	144
<b>6.14</b>	<b>RESOURCE: RESOURCE URLs OF A SELECTED SET OF FOLDERS IN THE STORAGE .....</b>	<b>144</b>
6.14.1	Request URL variables .....	144
6.14.2	Response Codes and Error Handling .....	144
6.14.3	GET .....	145
6.14.3.1	<i>Example 1: Retrieve folder's resource URL based on its path (Informative)</i> .....	145
6.14.3.1.1	Request .....	145
6.14.3.1.2	Response .....	145
6.14.3.2	<i>Example 2: Retrieve root folder's resource URL (Informative)</i> .....	145
6.14.3.2.1	Request .....	145
6.14.3.2.2	Response .....	146
6.14.3.3	<i>Example 3: Retrieve root folder's resource URL, failure due to missing path parameter while multiple root folders exist (Informative)</i> .....	146
6.14.3.3.1	Request .....	146
6.14.3.3.2	Response .....	146
6.14.4	PUT .....	146
6.14.5	POST .....	146
6.14.5.1	<i>Example 1: Retrieve list of folders' resource URLs based on their paths (Informative)</i> .....	146
6.14.5.1.1	Request .....	146
6.14.5.1.2	Response .....	147
6.14.5.2	<i>Example 2: Retrieve list of folders' resource URLs based on their paths, two invalid paths in the list (Informative)</i> .....	147
6.14.5.2.1	Request .....	148
6.14.5.2.2	Response .....	148
6.14.6	DELETE .....	149
<b>6.15</b>	<b>RESOURCE: RESOURCE FOR TRIGGERING OBJECT(S)/FOLDER(S) COPYING .....</b>	<b>149</b>
6.15.1	Request URL variables .....	149
6.15.2	Response Codes and Error Handling .....	149
6.15.3	GET .....	150
6.15.4	PUT .....	150
6.15.5	POST .....	150
6.15.5.1	<i>Example 1: Copy objects to a target folder (Informative)</i> .....	150



6.15.5.1.1 Request.....	150
6.15.5.1.2 Response.....	150
6.15.5.2 Example 2: Copy a folder with containing objects to a target folder (Informative).....	151
6.15.5.2.1 Request.....	151
6.15.5.2.2 Response.....	152
6.15.5.3 Example 3: Copy objects/folders to a target folder, failure due to at least one invalid source object or folder reference (Informative).....	152
6.15.5.3.1 Request.....	152
6.15.5.3.2 Response.....	152
6.15.6 DELETE.....	153
<b>6.16 RESOURCE: RESOURCE FOR TRIGGERING OBJECT(S)/FOLDER(S) MOVING .....</b>	<b>153</b>
6.16.1 Request URL variables .....	153
6.16.2 Response Codes and Error Handling .....	154
6.16.3 GET.....	154
6.16.4 PUT.....	154
6.16.5 POST.....	154
6.16.5.1 Example 1: Move objects to a target folder (Informative).....	154
6.16.5.1.1 Request.....	154
6.16.5.1.2 Response.....	155
6.16.5.2 Example 2: Move a folder with containing objects to a target folder (Informative).....	155
6.16.5.2.1 Request.....	155
6.16.5.2.2 Response.....	156
6.16.5.3 Example 3: Move objects/folders to a target folder, failure due to a forbidden target folder (Informative).....	156
6.16.5.3.1 Request.....	156
6.16.5.3.2 Response.....	157
6.16.6 DELETE.....	157
<b>6.17 RESOURCE: ALL SUBSCRIPTIONS IN THE STORAGE .....</b>	<b>157</b>
6.17.1 Request URL variables .....	157
6.17.2 Response Codes and Error Handling .....	158
6.17.3 GET.....	158
6.17.3.1 Example: Reading all active subscriptions (Informative).....	158
6.17.3.1.1 Request.....	158
6.17.3.1.2 Response.....	158
6.17.4 PUT.....	159
6.17.5 POST.....	159
6.17.5.1 Example: Creating a new subscription, response with copy of created resource (Informative).....	159
6.17.5.1.1 Request.....	159
6.17.5.1.2 Response.....	159
6.17.6 DELETE.....	160
<b>6.18 RESOURCE: INDIVIDUAL SUBSCRIPTION .....</b>	<b>160</b>
6.18.1 Request URL variables .....	160
6.18.2 Response Codes and Error Handling .....	160
6.18.3 GET.....	161
6.18.3.1 Example 1: Reading an individual subscription (Informative).....	161
6.18.3.1.1 Request.....	161
6.18.3.1.2 Response.....	161
6.18.3.2 Example 2: Retrieve information about a non-existent individual subscription (Informative).....	161
6.18.3.2.1 Request.....	161
6.18.3.2.2 Response.....	161
6.18.4 PUT.....	162
6.18.5 POST.....	162
6.18.5.1 Example: Updating the existing subscription (Informative).....	162
6.18.5.1.1 Request.....	162
6.18.5.1.2 Response.....	162
6.18.6 DELETE.....	163
6.18.6.1 Example: Cancelling a subscription (Informative).....	163
6.18.6.1.1 Request.....	163
6.18.6.1.2 Response.....	163
<b>6.19 RESOURCE: CLIENT NOTIFICATION ABOUT STORAGE CHANGES .....</b>	<b>163</b>
6.19.1 Request URL variables .....	164
6.19.2 Response Codes and Error Handling .....	164

6.19.3	GET.....	164
6.19.4	PUT.....	164
6.19.5	POST.....	164
6.19.5.1	Example 1: Notify a client about NMS object changes (Informative).....	164
6.19.5.1.1	Request.....	164
6.19.5.1.2	Response.....	165
6.19.5.2	Example 2: Notify a client about NMS folder changes (Informative).....	165
6.19.5.2.1	Request.....	165
6.19.5.2.2	Response.....	166
6.19.1	DELETE.....	166
<b>7.</b>	<b>FAULT DEFINITIONS .....</b>	<b>167</b>
<b>7.1</b>	<b>SERVICE EXCEPTIONS.....</b>	<b>167</b>
7.1.1	SVC1009: Folder's path needed.....	167
<b>7.2</b>	<b>POLICY EXCEPTIONS .....</b>	<b>167</b>
7.2.1	POL1030: Folder cannot be renamed.....	167
<b>APPENDIX A.</b>	<b>CHANGE HISTORY (INFORMATIVE).....</b>	<b>168</b>
<b>A.1</b>	<b>APPROVED VERSION HISTORY .....</b>	<b>168</b>
<b>A.2</b>	<b>DRAFT/CANDIDATE VERSION 1.0 HISTORY .....</b>	<b>168</b>
<b>APPENDIX B.</b>	<b>STATIC CONFORMANCE REQUIREMENTS (NORMATIVE).....</b>	<b>175</b>
<b>B.1</b>	<b>SCR FOR REST.NMS SERVER.....</b>	<b>175</b>
B.1.1	SCR for REST.NMS.Objects Server.....	175
B.1.2	SCR for REST.NMS.AObject Server.....	175
B.1.3	SCR for REST.NMS.AObject.Flags Server.....	175
B.1.4	SCR for REST.NMS.AObject.IndFlag Server.....	176
B.1.5	SCR for REST.NMS.AObject.Payload Server.....	176
B.1.6	SCR for REST.NMS.AObject.PayloadPart Server.....	176
B.1.7	SCR for REST.NMS.Objects.Search Server.....	176
B.1.8	SCR for REST.NMS.Objects.PathToId Server.....	176
B.1.9	SCR for REST.NMS.Objects.bulkCreation Server.....	177
B.1.10	SCR for REST.NMS.Folders Server.....	177
B.1.11	SCR for REST.NMS.AFolder Server.....	177
B.1.12	SCR for REST.NMS.FolderName Server.....	177
B.1.13	SCR for REST.NMS.Folders.Search Server.....	177
B.1.14	SCR for REST.NMS.Folders.PathToId Server.....	178
B.1.15	SCR for REST.NMS.Folders.Copy Server.....	178
B.1.16	SCR for REST.NMS.Folders.Move Server.....	178
B.1.17	SCR for REST.NMS.Subscriptions Server.....	178
B.1.18	SCR for REST.NMS.IndSubscription Server.....	179
B.1.19	SCR for REST.NMS.Notifications Server.....	179
<b>APPENDIX C.</b>	<b>APPLICATION/X-WWW-FORM-URLENCODED REQUEST FORMAT FOR POST OPERATIONS (NORMATIVE).....</b>	<b>180</b>
<b>APPENDIX D.</b>	<b>JSON EXAMPLES (INFORMATIVE) .....</b>	<b>181</b>
<b>D.1</b>	<b>OBJECT CREATION BY PARENTFOLDER, RESPONSE WITH A LOCATION OF CREATED RESOURCE (SECTION 6.1.5.1) .....</b>	<b>181</b>
<b>D.2</b>	<b>OBJECT CREATION BY PARENTFOLDERPATH, RESPONSE WITH A LOCATION OF THE CREATED RESOURCE WHILE THE NON-EXISTENT PARENT FOLDER IS AUTO-CREATED (SECTION 6.1.5.2) .....</b>	<b>182</b>
<b>D.3</b>	<b>OBJECT CREATION BY PARENTFOLDERPATH, RESPONSE CREATION FAILURE DUE TO PROHIBITED LOCATION (I.E. REQUESTED PARENT FOLDER) (SECTION 6.1.5.3).....</b>	<b>183</b>
<b>D.4</b>	<b>OBJECT CREATION WITHOUT PARENT FOLDER, RESPONSE WITH A LOCATION OF CREATED RESOURCE AND FULL OBJECT (SECTION 6.1.5.4) .....</b>	<b>184</b>
<b>D.5</b>	<b>CREATION OF MULTIPART OBJECT WITH PRESENTATION PART, RESPONSE WITH A LOCATION OF CREATED RESOURCE (SECTION 6.1.5.5) .....</b>	<b>186</b>
<b>D.6</b>	<b>CREATION OF SIMPLE TEXT OBJECT, RESPONSE WITH A LOCATION OF CREATED RESOURCE (SECTION 6.1.5.6).....</b>	<b>187</b>
<b>D.7</b>	<b>RETRIEVE INFORMATION ABOUT AN OBJECT (SECTION 6.2.3.1) .....</b>	<b>188</b>
<b>D.8</b>	<b>RETRIEVE INFORMATION ABOUT MULTIPART OBJECT (SECTION 6.2.3.2) .....</b>	<b>190</b>

D.9	RETRIEVE INFORMATION ABOUT OBJECT WITH INLINE CONTENT (SECTION 6.2.3.3) .....	191
D.10	DELETE AN OBJECT, RESPONSE WITH “204 NO CONTENT” (SECTION 6.2.6.1) .....	191
D.11	RETRIEVE FLAGS ASSOCIATED WITH AN OBJECT (SECTION 6.3.3.1) .....	192
D.12	RETRIEVE FLAGS ASSOCIATED WITH AN OBJECT, FAILURE DUE TO AN INVALID OBJECT (SECTION 6.3.3.2) .....	192
D.13	ADD A FLAG TO FLAGLIST OF AN OBJECT (SECTION 6.3.4.1) .....	193
D.14	READ AN EXISTING INDIVIDUAL FLAG (SECTION 6.4.3.1).....	193
D.15	READ A NON-EXISTING INDIVIDUAL FLAG USING ACR:AUTH (SECTION 6.4.3.2) .....	194
D.16	ADD “\ANSWERED” FLAG TO FLAGLIST OF AN OBJECT (SECTION 6.4.4.1).....	194
D.17	DELETE “\SEEN” FLAG FROM FLAGLIST OF AN OBJECT (SECTION 6.4.6.1).....	194
D.18	READ PAYLOAD OF THE STORED OBJECT VIA AN EXTERNAL REFERENCE (SECTION 6.5.3.1) .....	195
D.19	READ AN OBJECT PAYLOAD PART VIA THE NMS RESOURCE TREE (SECTION 6.6.3.1).....	195
D.20	SEARCH FOR OBJECTS WITH CERTAIN CRITERIA (SECTION 6.7.5.1) .....	196
D.21	RETRIEVE THE REMAINING SEARCH RESPONSE LIST (SECTION 6.7.5.2) .....	198
D.22	SEARCH FOR A SUBSTRING IN ALL SEARCHABLE TEXT ATTRIBUTES AND BODIES (SECTION 6.7.5.3) .....	200
D.23	RETRIEVE OBJECT’S RESOURCE URL BASED ON ITS PATH (SECTION 6.8.3.1) .....	202
D.24	RETRIEVE OBJECT’S RESOURCE URL BASED ON ITS PATH, FAILURE DUE TO A MALFORMED PATH (SECTION 6.8.3.2) .....	202
D.25	RETRIEVE LIST OF OBJECTS’ RESOURCE URLs BASED ON THEIR PATHS (SECTION 6.8.5.1) .....	203
D.26	RETRIEVE LIST OF OBJECTS’ RESOURCE URLs BASED ON THEIR PATHS, AT LEAST ONE PATH TO A NON-EXISTING OBJECT (SECTION 6.8.5.2) .....	204
D.27	(VOID) .....	205
D.28	BULK CREATION (SECTION 6.9.5.1) .....	205
D.29	FOLDER CREATION BY PARENTFOLDER PATH, RESPONSE WITH A LOCATION OF CREATED RESOURCE (SECTION 6.10.5.1) .....	207
D.30	FOLDER CREATION BY PARENTFOLDER PATH, RESPONSE WITH A COPY OF CREATED RESOURCE (SECTION 6.10.5.2) .....	208
D.31	FOLDER CREATION BY PARENTFOLDER PATH, RESPONSE CREATION FAILURE DUE TO AN INVALID FOLDER PATH (SECTION 6.10.5.3).....	209
D.32	FOLDER CREATION BY PARENTFOLDER RESOURCEURL, RESPONSE WITH A COPY OF CREATED RESOURCE (SECTION 6.10.5.4).....	209
D.33	FOLDER CREATION FAILURE DUE TO REQUEST MISSING THE PARENT FOLDER ELEMENT (SECTION 6.10.5.5)....	210
D.34	FOLDER CREATION BY PARENTFOLDER PATH, RESPONSE CREATION FAILURE DUE TO PROHIBITED LOCATION (I.E. REQUESTED PARENT FOLDER) (SECTION 6.10.5.6).....	211
D.35	RETRIEVE INFORMATION ABOUT A FOLDER (SECTION 6.11.3.1) .....	211
D.36	RETRIEVE INFORMATION ABOUT A NON-EXISTENT FOLDER (SECTION 6.11.3.2).....	212
D.37	RETRIEVE INFORMATION ABOUT A LARGE FOLDER (SECTION 6.11.3.3) .....	213
D.38	RETRIEVE INFORMATION ABOUT A LARGE FOLDER (SECTION 6.11.3.4) .....	214
D.39	DELETE A FOLDER, RESPONSE WITH “204 NO CONTENT” (SECTION 6.11.6.1) .....	215
D.40	RETRIEVE A FOLDER’S NAME (SECTION 6.12.3.1) .....	215
D.41	CHANGE FOLDER NAME (SECTION 6.12.4.1).....	216
D.42	CHANGE FOLDER NAME, FAILURE DUE TO POLICY ERROR (SECTION 6.12.4.2) .....	216
D.43	SEARCH FOR ROOT FOLDERS (SECTION 6.13.5.1).....	217
D.44	SEARCH FOR FOLDERS CREATED WITHIN A GIVEN TIMEFRAME (SECTION 6.13.5.2) .....	218
D.45	SEARCH FOR FOLDERS WITH A GIVEN NAME (SECTION 6.13.5.3) .....	219
D.46	SEARCH FOR FOLDERS CONTAINING A GIVEN SUBSTRING IN ITS NAME (SECTION 6.13.5.4) .....	221
D.47	RETRIEVE FOLDER’S RESOURCE URL BASED ON ITS PATH (SECTION 6.14.3.1).....	222
D.48	RETRIEVE ROOT FOLDER’S RESOURCE URL (SECTION 6.14.3.2).....	223
D.49	RETRIEVE ROOT FOLDER’S RESOURCE URL, FAILURE DUE TO MISSING PATH PARAMETER WHILE MULTIPLE ROOT FOLDERS EXIST (SECTION 6.14.3.3) .....	223
D.50	RETRIEVE LIST OF FOLDERS’ RESOURCE URLs BASED ON THEIR PATHS (SECTION 6.14.5.1).....	223
D.51	RETRIEVE LIST OF FOLDERS’ RESOURCE URLs BASED ON THEIR PATHS, TWO INVALID PATHS IN THE LIST (SECTION 6.14.5.2).....	224
D.52	COPY OBJECTS TO A TARGET FOLDER (SECTION 6.15.5.1) .....	226
D.53	COPY A FOLDER WITH CONTAINING OBJECTS TO A TARGET FOLDER (SECTION 6.15.5.2).....	227
D.54	COPY OBJECTS/FOLDERS TO A TARGET FOLDER, FAILURE DUE TO AT LEAST ONE INVALID SOURCE OBJECT OR FOLDER REFERENCE (SECTION 6.15.5.3) .....	228
D.55	MOVE OBJECTS TO A TARGET FOLDER (SECTION 6.16.5.1) .....	229

D.56 MOVE OBJECTS TO A TARGET FOLDER (SECTION 6.16.5.2) .....229

D.57 MOVE OBJECTS/FOLDERS TO A TARGET FOLDER, FAILURE DUE TO A FORBIDDEN TARGET FOLDER (SECTION 6.16.5.3) .....230

D.58 READING ALL ACTIVE SUBSCRIPTIONS (SECTION 6.17.3.1) .....231

D.59 CREATING A NEW SUBSCRIPTION, RESPONSE WITH COPY OF CREATED RESOURCE (SECTION 6.17.5.1) .....232

D.60 READING AN INDIVIDUAL SUBSCRIPTION (SECTION 6.18.3.1) .....232

D.61 RETRIEVE INFORMATION ABOUT A NON-EXISTENT INDIVIDUAL SUBSCRIPTION (SECTION 6.18.3.2) .....233

D.62 UPDATING THE EXISTING SUBSCRIPTION (SECTION 6.18.5.1) .....233

D.63 CANCELING A SUBSCRIPTION (SECTION 6.18.6.1) .....234

D.64 NOTIFY A CLIENT ABOUT NMS OBJECT CHANGES (SECTION 6.19.5.1) .....234

D.65 NOTIFY A CLIENT ABOUT NMS FOLDER CHANGES (SECTION 6.19.5.2) .....235

APPENDIX E. OPERATIONS MAPPING TO A PRE-EXISTING BASELINE SPECIFICATION (INFORMATIVE) .....237

APPENDIX F. LIGHT-WEIGHT RESOURCES (INFORMATIVE) .....238

APPENDIX G. AUTHORIZATION ASPECTS (NORMATIVE) .....239

G.1 USE WITH OMA AUTHORIZATION FRAMEWORK FOR NETWORK APIS .....239

G.1.1 Scope values .....239

G.1.1.1 Definitions .....239

G.1.1.2 Downscoping .....239

G.1.1.3 Mapping with resources and methods .....240

G.1.2 Use of ‘acr:auth’ .....247

APPENDIX H. FLAG NAMES TABLE (NORMATIVE) .....248

APPENDIX I. RCS OBJECT ATTRIBUTES TABLE (INFORMATIVE) .....249

APPENDIX J. STANDARD FOLDER ATTRIBUTES (NORMATIVE) .....251

APPENDIX K. RCS FOLDER ATTRIBUTES (INFORMATIVE) .....252

## Figures

Figure 1 Resource structure defined by this specification .....32

Figure 2: NMS notifications subscription .....64

Figure 3: Strict synchronization with NMS .....66

Figure 4: Simplified synchronization with NMS .....68

Figure 5: Subscribing to filtered NMS notifications .....69

Figure 6: Operations on folders .....71

Figure 7: Operations on objects .....74

Figure 8: Retrieving a large list of objects .....76

Figure 9: Discovering the user’s storage hierarchical structure .....78

Figure 10: Bulk object creation .....79

## Tables

Table 1: 1-1 NMS event notification .....163

Table 2 Flag Names .....248

Table 3 Object Attributes .....250

---

**Table 4 Standard Folder Attributes .....251**  
**Table 5 RCS Folder Attributes.....252**

# 1. Scope (Informative)

This specification defines a RESTful Network API for Network Message Storage using HTTP protocol bindings.

## 2. References

### 2.1 Normative References

- [**Autho4API\_10**] “Authorization Framework for Network APIs”, Open Mobile Alliance™, OMA-ER-Autho4API-V1\_0, URL: <http://www.openmobilealliance.org/>
- [**IANA\_Message\_Headers**] “Message Headers”, IANA protocol registry, URL: <http://www.iana.org/assignments/message-headers/message-headers.xhtml>
- [**OMA-CPM\_TS\_MessageStorage**] “CPM Message Storage”, Open Mobile Alliance™, OMA-TS-CPM\_MessageStorage-V2\_0, URL: <http://www.openmobilealliance.org/>
- [**REST\_NetAPI\_ACR**] “RESTful Network API for Anonymous Customer Reference Management”, Open Mobile Alliance™, OMA-TS-REST\_NetAPI\_ACR-V1\_0, URL: <http://www.openmobilealliance.org/>
- [**REST\_NetAPI\_Common**] “Common definitions for RESTful Network APIs”, Open Mobile Alliance™, OMA-TS-REST\_NetAPI\_Common-V1\_0, URL: <http://www.openmobilealliance.org/>
- [**REST\_NetAPI\_NotificationChannel**] “RESTful Network API for Notification Channel”, Open Mobile Alliance™, OMA-TS-REST\_NetAPI\_NotificationChannel-V1\_0, URL: <http://www.openmobilealliance.org/>
- [**REST\_SUP\_NMS**] “XML schema for the RESTful Network API for Network Message Storage”, Open Mobile Alliance™, OMA-SUP-XSD\_rest\_netapi\_nms-V1\_0, URL: <http://www.openmobilealliance.org/>
- [**RFC2045**] “Multipurpose Internet Mail Extensions (MIME) Part One: Format of Internet Message Bodies”, N. Freed, N. Borenstein, November 1996, URL: <http://tools.ietf.org/html/rfc2045>
- [**RFC2046**] “Multipurpose Internet Mail Extensions (MIME) Part Two: Media Types”, N. Freed, N. Borenstein, November 1996, URL: <http://tools.ietf.org/html/rfc2046>
- [**RFC2047**] “MIME (Multipurpose Internet Mail Extensions) Part Three: Message Header Extensions for Non-ASCII Text”, K. Moore, November 1996, URL: <http://tools.ietf.org/html/rfc2047>
- [**RFC2119**] “Key words for use in RFCs to Indicate Requirement Levels”, S. Bradner, March 1997, URL: <http://tools.ietf.org/html/rfc2119>
- [**RFC2388**] “Returning Values from Forms: multipart/form-data”, L. Masinter, August 1998, URL: <http://tools.ietf.org/html/rfc2388>
- [**RFC2557**] “MIME Encapsulation of Aggregate Documents, such as HTML (MHTML)”, J. Palme, A. Hopmann, N. Shelness, March 1999, URL: <http://tools.ietf.org/html/rfc2557>
- [**RFC2616**] “Hypertext Transfer Protocol -- HTTP/1.1”, R. Fielding et. al, January 1999, URL: <http://tools.ietf.org/html/rfc2616>
- [**RFC3458**] “Message Context for Internet Mail”, E. Burger, January 2003, URL: <http://tools.ietf.org/html/rfc3458>
- [**RFC3501**] “INTERNET MESSAGE ACCESS PROTOCOL - VERSION 4rev1”, M. Crispin, March 2003, URL: <http://tools.ietf.org/html/rfc3501>
- [**RFC3938**] “Video-Message Message-Context”, T. Hansen, October 2004, URL: <http://tools.ietf.org/html/rfc3938>
- [**RFC3966**] “The tel URI for Telephone Numbers”, H.Schulzrinne, December 2004, URL: <http://tools.ietf.org/html/rfc3966>
- [**RFC3986**] “Uniform Resource Identifier (URI): Generic Syntax”, R. Fielding et. al, January 2005, URL: <http://tools.ietf.org/html/rfc3986>
- [**RFC5322**] “Internet Message Format”, P. Resnick, Ed., October 2008, URL: <http://tools.ietf.org/html/rfc5322>
- [**RFC5438**] “Instant Message Disposition Notification (IMDN)”, E. Burger., February 2009, URL: <http://tools.ietf.org/html/rfc5438>
- [**RFC5788**] “IMAP4 Keyword Registry”, A. Melnikov, March 2010, URL: <http://tools.ietf.org/html/rfc5788>
- [**RFC7159**] “The JavaScript Object Notation (JSON) Data Interchange Format”, T. Bray, Ed., March 2014, URL: <http://tools.ietf.org/html/rfc7159>

- [SCR RULES] “SCR Rules and Procedures”, Open Mobile Alliance™, OMA-ORG-SCR\_Rules\_and\_Procedures, URL: <http://www.openmobilealliance.org/>
- [XMLSchema1] W3C XML Schema Definition Language (XSD) 1.1 Part 1: Structures Second Edition, W3C Recommendation 5 April 2012, URL: <http://www.w3.org/TR/xmlschema11-1/> □
- [XMLSchema2] W3C XML Schema Definition Language (XSD) 1.1 Part 2: Datatypes, W3C Recommendation 5 April 2012, URL: <http://www.w3.org/TR/xmlschema11-2/> □

## 2.2 Informative References

- [OMA-CPM-SD] “Converged IP Messaging System Description”, Open Mobile Alliance™, OMA-TS-CPM\_System\_Description-V2\_0, URL: <http://www.openmobilealliance.org/>
- [OMADICT] “Dictionary for OMA Specifications”, Version 2.9, Open Mobile Alliance™, OMA-ORG-Dictionary-V2\_9, URL: <http://www.openmobilealliance.org/>
- [REST\_NetAPI\_Messaging] “RESTful Network API for Messaging”, Open Mobile Alliance™, OMA-TS-REST\_NetAPI\_Messaging-V1\_0, URL: <http://www.openmobilealliance.org/>
- [REST\_WP] “Guidelines for RESTful Network APIs”, Open Mobile Alliance™, OMA-WP-Guidelines\_for\_RESTful\_Network\_APIs, URL: <http://www.openmobilealliance.org/>
- [RFC2387] “The MIME Multipart/Related Content-type”, E. Levinson, August 1998, URL: <http://tools.ietf.org/html/rfc2387>
- [RFC2392] “Content-ID and Message-ID Uniform Resource Locators”, E. Levinson, August 1998, URL: <http://tools.ietf.org/html/rfc2392>
- [RFC3261] “SIP: Session Initiation Protocol”, J. Rosenberg et al., June 2002, URL: <http://tools.ietf.org/html/rfc3261>
- [RFC4551] “IMAP Extension for Conditional STORE Operation or Quick Flag Changes Resynchronization”, A. Melnikov, S.Hole, June 2006, URL: <http://tools.ietf.org/html/rfc4551>



## 3. Terminology and Conventions

### 3.1 Conventions

The key words “MUST”, “MUST NOT”, “REQUIRED”, “SHALL”, “SHALL NOT”, “SHOULD”, “SHOULD NOT”, “RECOMMENDED”, “MAY”, and “OPTIONAL” in this document are to be interpreted as described in [RFC2119].

All sections and appendixes are normative, unless explicitly indicated to be informative.

### 3.2 Definitions

For the purpose of this TS, all definitions from the OMA Dictionary [OMADICT] apply.

<b>Client-side Notification URL</b>	An HTTP URL exposed by a client, on which it is capable of receiving notifications and that can be used by the client when subscribing to notifications.
<b>Heavy-weight Resource</b>	A resource which is identified by a resource URL which is then used by HTTP methods to operate on the entire data structure representing the resource.
<b>Light-weight Resource</b>	A subordinate resource of a Heavy-weight Resource which is identified by its own resource URL which is then used by HTTP methods to operate on a part of the data structure representing the Heavy-weight Resource. The Light-weight Resource URL can be seen as an extension of the Heavy-weight Resource URL. There could be several levels of Light-weight Resources below the ancestor Heavy-weight Resource, depending on the data structure.
<b>Long Polling</b>	A variation of the traditional polling technique, where the server does not reply to a request unless a particular event, status or timeout has occurred. Once the server has sent a response, it closes the connection, and typically the client immediately sends a new request. This allows the emulation of an information push from a server to a client.
<b>Notification Channel</b>	A channel created on the request of the client and used to deliver notifications from a server to a client. The channel is represented as a resource and provides means for the server to post notifications and for the client to receive them via specified delivery mechanisms.  For example in the case of Long Polling the channel resource is defined by a pair of URLs. One of the URLs is used by the client as a call-back URL when subscribing for notifications. The other URL is used by the client to retrieve notifications from the Notification Server.
<b>Notification Server</b>	A server that is capable of creating and maintaining Notification Channels.
<b>Server-side Notification URL</b>	An HTTP URL exposed by a Notification Server, that identifies a Notification Channel and that can be used by a client when subscribing to notifications.

### 3.3 Abbreviations

<b>ACR</b>	Anonymous Customer Reference
<b>API</b>	Application Programming Interface
<b>CPM</b>	Converged IP Messaging
<b>GSM</b>	Global System for Mobile
<b>GSMA</b>	GSM Association
<b>HTTP</b>	HyperText Transfer Protocol
<b>ID</b>	Identity
<b>JSON</b>	JavaScript Object Notation
<b>MIME</b>	Multipurpose Internet Mail Extensions
<b>MMS</b>	Multimedia Messaging Service

---

<b>MSISDN</b>	Mobile Subscriber ISDN Number
<b>NMS</b>	Network Message Storage
<b>NTP</b>	Network Time Protocol
<b>OMA</b>	Open Mobile Alliance
<b>RCS</b>	Rich Communication Suite
<b>REST</b>	REpresentational State Transfer
<b>SCR</b>	Static Conformance Requirements
<b>SIP</b>	Session Initiation Protocol
<b>SMS</b>	Short Message Service
<b>TS</b>	Technical Specification
<b>URI</b>	Uniform Resource Identifier
<b>URL</b>	Uniform Resource Locator
<b>WP</b>	White Paper
<b>XML</b>	eXtensible Markup Language
<b>XSD</b>	XML Schema Definition

## 4. Introduction (Informative)

The Technical Specification of the RESTful Network API for Network Message Storage contains HTTP protocol bindings for Network Message Storage, using the REST architectural style. The specification provides resource definitions, the HTTP verbs applicable for each of these resources, and the element data structures, as well as support material including flow diagrams and examples using the various supported message body formats (i.e. XML and JSON).

### 4.1 Version 1.0

Version 1.0 of this specification supports the following operations:

- Create a folder.
- Delete a folder
- Rename a folder
- Move folder(s)
- Copy folder(s)
- Store an object (e.g., message, file, etc.) in the storage, in a particular folder
- Delete an object
- Move object(s)
- Copy object(s)
- Bulk Creation of objects (e.g. bulk upload of objects from the device storage to the network storage)
- Retrieve information about a stored object (e.g. message, file, etc.) such as:
  - o size
  - o hierarchical location (i.e. the equivalent of a full pathname in a file system)
  - o flags (string labels) associated with the object
- Update flags (string labels) associated with an object
- Search and retrieve information about a set of selected objects, for example a list of messages, including associated header information such as subject, date and time
- Retrieve the payload (i.e. stream of bytes) of a stored object
- Retrieve individual attachments of an object
- Retrieve information about a folder, such as:
  - o hierarchical location (i.e. the equivalent of a full pathname in a file system)
  - o identification of the contained objects and/or sub-folders (i.e. children in the hierarchy of the storage)
- Search and retrieve information about a set of folders (e.g. root folder)
- Manage subscriptions to event notifications on changes occurring in the network storage
- Notify client(s) about network message storage events
- Manage synchronization between client local storage and network storage
- Subscribe to filtered notifications

In addition, this specification provides:

- Support for scope values used with the authorization framework defined in [Autho4API\_10]
- Support for Anonymous Customer Reference (ACR) as an end user identifier
- Support for “acr:auth” as a reserved keyword in an ACR

## 5. Network Message Storage API definition

This section is organized to support a comprehensive understanding of the Network Message Storage API design. It specifies the definition of all resources, definition of all data structures, and definitions of all operations permitted on the specified resources.

Common data types, naming conventions, fault definitions and namespaces are defined in [REST\_NetAPI\_Common].

The remainder of this document is structured as follows:

Section 5 starts with a description of the concepts used by this API (section 5.1). This is followed by a diagram representing the resources hierarchy followed by a table listing all the resources (and their URL) used by this API, along with the data structure and the supported HTTP verbs (section 5.2). What follows are the data structures (section 5.3). A sample of typical use cases is included in section 5.4, described as high level flow diagrams.

Section 6 contains detailed specification for each of the resources. Each such subsection defines the resource, the request URL variables that are common for all HTTP methods, and the supported HTTP verbs. For each supported HTTP verb, a description of the functionality is provided, along with at least one example of a request and the corresponding response. For each unsupported HTTP verb, the returned HTTP error status is specified, as well as what should be returned in the Allow header. Note, throughout this specification the terms: “HTTP method” and “HTTP verb” are used interchangeably.

All examples in section 6 use XML as the format for the message body, while JSON examples are provided in Appendix D.

Section 7 contains fault definition details such as Service Exceptions and Policy Exceptions.

Appendix B provides the Static Conformance Requirements (SCR).

Appendix C provides application/x-www-form-urlencoded examples, where applicable.

Appendix F provides a list of all Light-weight Resources, where applicable.

Appendix G defines authorization aspects to control access to the resources defined in this specification.

Appendix H provides a list of the most common object flags.

Appendix I provides a list of object attributes.

Appendix J provides a list of folder attributes.

Note: Throughout this document client and application are used interchangeably.

### 5.1 Concepts

#### 5.1.1 Object

The object resource in the context of this specification comprises of:

- a payload (sequence of bytes, divided into one or more payload parts)
- flags, which are string labels that may have applicative meaning, such as:
  - o \Flagged
  - o \Seen
- attributes that contain metadata, such as:
  - o Message-Context (e.g., voice-message, multimedia-message, pager-message)
  - o top-level MIME headers (e.g., Content-Type, Content-Location)
- location (i.e. the equivalent of a full pathname in a hierarchical file system)

Each object resource in a given storage is identified by “resourceURL” containing an “objectId”, which is a string that **MUST** be unique in the context of that storage (under the same box and over the lifetime of that box, even if the object is deleted). The objectId is assigned by the storage server. Note: “**operations**” is a reserved keyword and **MUST NOT** be used as an objectId.

The path for any object in the network storage is made up of a sequence of folder names starting from the root folder and ending with the given object's objectId where the folder names and the objectId are separated by a "/" (U+002F) character.

## 5.1.2 Folder

Similar to the abstract model of a file system, a folder in the context of this specification is a container with a designated location (pathname) that can contain objects and/or sub-folders (i.e. be considered as their parent in the location hierarchy). The folder resource in the context of this specification comprises of:

- attributes
- name
- location (i.e. the equivalent of a full pathname in a hierarchical file system)
- identification of the contained objects and/or sub-folders (i.e. children in the hierarchy of the storage)

Similar to object, as listed above, a folder can also be assigned attributes that contain metadata. A client can perform batch search for objects/folders by their attributes.

Each folder resource in a given storage is identified by resourceURL containing a "folderId", which is a string that **MUST** be unique in the context of that storage (under the same box and over the lifetime of that box, even if the folder is deleted). The folderId is assigned by the storage server. Note: "operations" is a reserved keyword and **MUST NOT** be used as a folderId.

Each folder also has a name, which is used to construct the location (path). The name is a string which **MUST** be unique in the context of the folder's parent folder in the hierarchy of the storage.

The path for any folder in the network storage is made up of a sequence of folder names starting from the root folder and ending with the given folder's name where the folder names are separated by a "/" (U+002F) character.

While a folder in a file system model conceptually contains objects and sub-folders, the resource tree shown in Figure 1 does not mimic that hierarchy. For the purpose of the API, objects and folders are identified by resourceURL containing a unique objectId and folderId respectively, and not by their location (pathname). However, through RESTful operations and queries on the resource tree, it is possible for a client to discover the location (full pathname) of all objects and folder in the storage; hence it is possible to map the full hierarchy. It is also possible to perform a query to resolve a pathname (of a folder or an object) to the equivalent resourceURL (containing a folderId or objectId).

Folder can be created explicitly using POST /folders or implicitly while creating a new object given a parent folder path which doesn't already exist. This results in implicit creation of the non-existent folder(s).

## 5.1.3 Box

A box represents the logical store that belongs to designated owner(s). For example, a subscriber could be assigned her own private box, a group of subscribers who need a shared store could be assigned a shared box. In other deployment scenarios a box could be assigned to a non-human owner, e.g. a connected camera which is assigned a dedicated box. Each box is identified by "boxId", which is a string that **MUST** be unique in the context of that storage. The creation and deletion of boxes, and the assignment of boxIds, are out of the scope of this specification.

## 5.1.4 Subscriptions and notifications

Clients can subscribe for asynchronous notification of changes in the network message storage.

1. The basic mechanism is that a client **subscribes** for changes to the box (possibly restricted by a filter to a particular area of interest), and the server notifies that client by sending it **change notifications** that describe each change that occurs.
2. If the client wishes to catch up from some previous point (e.g., if it has been offline for a period), it **subscribes for changes from that point**, or updates an existing subscription to restart from that point. The point is identified by a server-provided string called a "**restartToken**". The server then sends the client change notifications that describe each change that has occurred from that point – first all those that have already occurred, and then any changes which occur subsequently. Hence both catch-up and ongoing changes are handled by the same notifications.
3. To **avoid lost updates**, every object and folder has a "**lastModSeq**". This is a strictly-increasing integer which allows the client to determine unambiguously **whether or not to apply a change it has received**. This allows

clients to behave correctly in the presence of both **notification reordering** and interleaving of notifications with direct retrievals or searches (see section 5.1.4.4). It also permits server implementations more freedom in computing change notifications.

4. To **detect lost notifications**, every notification has an **index**. This increments by 1 for each notification. When a client detects a missing notification, it **updates its existing subscription** with the previous restartToken, causing the server to re-issue the missing change notifications. This is similar to the catch-up case, except that a new subscription is not required.

The subsequent sections provide more detail regarding each of these aspects. Example flows are given in section 5.4.2.1.

#### 5.1.4.1 Notifications

A client may subscribe for notification of changes. Such clients will receive a change notification whenever the storage is considered to be changed (subject to any filtering rules specified when the subscription was created).

Each change notification relates to a single object or folder. It describes the resulting state of that object or folder after the change (not the change itself) – this ensures it is idempotent. It describes the entire mutable state of the object or folder (not just the part that has changed) – this ensures it is safe to ignore all but the latest change notification for that object or folder.

The server combines one or more change notifications into a list before sending them to the client. Thus each notification POSTed by the server to the client is a *list* of change notifications (“NmsEventList”), not an individual change notification (“NmsEvent”). Furthermore, if Notification Channel [REST\_NetAPI\_Notification\_Channel] is in use it typically groups multiple notifications into a list (“NotificationList”) before delivery. Hence the client will typically receive a list of lists of change notifications in each delivery.

When the server notifies a sequence of changes e.g., in response to a subscription with a restartToken, that sequence of changes notified may be different from the actual sequence, but it **MUST** have the same net effect as the actual sequence of changes that occurred. For example, if within the relevant period

- an object’s \Seen flag starts out absent, is added and then removed again, the server may notify only that the object’s \Seen flag was removed;
- if an object is marked \Flagged and then the object is deleted, the server may notify only that the object was deleted;
- an object which already has the \Flagged flag is not changed at all, the server may notify that its \Flagged flag was added.

#### 5.1.4.2 Tracked storage changes

This section defines what is considered to be a change to the network message storage, i.e., what triggers a change notification (section 5.1.4.1) and an update of the object’s or folder’s lastModSeq (section 5.1.4.4).

The following operations (and only these operations) are considered to cause a change in an object in the storage:

- creation (whether direct or as part of a recursive operation)
- user-initiated deletion (whether direct or as part of a recursive operation)
- expiry
- “parentFolder” change
- flag change

The following operations (and only these operations) are considered to cause a change in a folder in the storage:

- creation (whether direct or as part of a recursive operation)
- user-initiated deletion (whether direct or as part of a recursive operation)
- expiry

- “parentFolder” change
- change of any Light-weight Resource within a folder, as described in Section 6.12.1.1 “Light-weight relative resource paths”, e.g., changing its “folderName”.

This means that an object or folder is considered to have changed only when the change affects the object or folder itself. That is, changes to the object’s or folder’s derived properties (such as its children or the name or location of one of its parent folders) is not considered a change to the object or folder itself. In particular:

- Changing the “folderName” of a folder is considered to change that folder, but is not considered to change any subfolders or objects within it (even though their “path” and “parentFolderPath” values are now different).
- Adding or deleting an object within a folder is considered to change that object, but is not considered to change the folder itself (even though its “objects” value is now different).
- Adding or deleting a subfolder within a parent folder is considered to change the subfolder, but is not considered to change the parent folder itself (even though its “subFolders” value is now different).
- Moving a folder to a new location is considered to change the moved folder (since its parentFolder changes), but is not considered to change any subfolders or objects within it (even though their path and parentFolderPath values are now different), nor the target (folder) (even though its “subFolders” value is now different).

In each of these cases, it is understood that the client will infer any derived changes it needs in order to capture the overall change to the storage. For example, when a parent “folderName” changes, even though the storage does not report a change against the subfolders’ path values, it is understood that the client derives this change locally based on the notification of the parent folderName change.

#### 5.1.4.2.1 Box reset

A box reset is an event where the entire contents of a box are removed or replaced (e.g., by an administrative operation). This is also considered to be a change to the network message storage. However, in this case the individual changes may be too many to list, or may not even be available any more.

A box reset notification informs the client that the entire contents of the box have changed – it corresponds to a UIDVALIDITY change in IMAP [RFC3501]. The client should dispose of all existing object, folder and subscription references (except for the subscription on which it received the ResetBox notification), and use NMS API requests to determine the current content of the box. The server will not issue individual notifications for objects or folders which are removed, changed, or created as a result of a box reset. Notifications issued after the box reset will notify the client of changes subsequent to the reset. The server SHOULD resend box reset notifications if requested, in the same way as for other notifications (see Section 5.1.4.3). Thus a lost box reset notification will be discovered when the client attempts to refresh its subscription, discovers that it is no longer valid, and re-subscribes.

#### 5.1.4.3 Requesting past notifications using restartToken

The box has a parameter called “restartToken”, which is a varying implementation-specific string value which represents the current point in the stream of changes (see section 5.1.4.2). Informally, it can be thought of as a timestamp or sequence number, though it can be implemented in other ways.

Each subscription contains a restartToken field. This field is set to the box’s current restartToken when the subscription is created, and continually updated as notifications are issued. It is returned to the client in the restartToken element when the subscription is created or updated. Also, each notification (NmsEventList) contains the box’s restartToken at the point immediately after the notification was issued.

When a client subscribes for changes, it may specify a restartToken (which must have been obtained from a previous notification or subscription). Alternatively, at any point the client can update an existing subscription to set a previous value of the restartToken. In either case, the server then issues notifications representing all changes since the point indicated by the restartToken. This will cause some change notifications to be duplicated. The client can use the lastModSeq values to ensure only non-duplicated changes are applied. It then continues to send notifications of changes which occur subsequently.



#### 5.1.4.3.1 Implementation note (Informative)

The server implementation can freely choose the content of the restartToken. However, a good implementation will not require unbounded storage of previous notifications, nor require per-client storage on the server. This section gives one concrete example of how an implementation could achieve this.

One way in which an implementation can handle requests for past notifications is by storing a representation of a timestamp in the restartToken, and storing a last-changed timestamp in every object and folder in the storage (including recently deleted objects). As the contents of the storage are modified, the corresponding last-changed timestamps are updated. Then when the client presents a restartToken, the server simply identifies all objects and folders in the subscriber's box which have a last-changed timestamp more recent than the one in the restartToken and generates notifications for them with their current state.

The specification intentionally permits a range of alternative implementations. For example, a practical implementation may choose to use sequence numbers (strictly increasing over the whole box) instead of a timestamps. And even though the NMS API only requires that lastModSeq values be increasing for the particular object or folder they apply to, for convenience an implementation may choose to use these sequence numbers directly as lastModSeq values.

If the restartToken also contains information about the validity of the box for which it was generated (e.g., UIDVALIDITY – see section 5.1.4.2.1), the server can also detect if the validity has changed. If the validity of the restartToken does not match that of the box, this indicates that the box has been reset since the client last obtained change notifications from the server, and the server can issue a ResetBox notification. The validity check ensures the ResetBox notification will be resent if it is lost.

#### 5.1.4.4 Handling reordering and duplication with lastModSeq

Notifications are subject to loss, reordering, and duplication. Every object and folder has a lastModSeq which allows the client to determine unambiguously whether or not to apply a change it has received. This allows clients to behave correctly in the presence of both notification reordering and interleaving of notifications with direct retrievals or searches.

Each object has a lastModSeq, which is a mod-sequence (modification sequence number – see below) value used to determine the relative order of changes to the object. Whenever the object is changed the lastModSeq value MUST be updated. A change that makes no difference (e.g., setting a flag which is already set) SHOULD NOT change the lastModSeq.

Each folder has a lastModSeq, which is a mod-sequence value used to determine the relative order of changes to the folder. Whenever the metadata changes the lastModSeq value MUST be updated. A change that makes no difference (e.g., setting the folderName to the value which it already has) SHOULD NOT change the lastModSeq.

A mod-sequence is a positive unsigned 64-bit value. When a relevant operation is performed the storage MUST obtain a mod-sequence value, and MUST set the lastModSeq value of the object or folder being acted upon to that value. The server MUST guarantee that each relevant operation performed on the same object or folder (including simultaneous operations on different metadata items from different connections) will get a different mod-sequence value. Also, for any two successful relevant operations performed on the same object or folder, the mod-sequence of the second completed operation MUST be greater than the mod-sequence of the first completed. Note that the latter rule disallows the use of the system clock as a mod-sequence, because if the system time changes (e.g., an NTP (Network Time Protocol) client adjusting the time), the next generated value might be less than the previous one. See [RFC4551] for an informative discussion of mod-sequences, though unlike IMAP mod-sequences, NMS mod-sequences of different objects or folders cannot be compared.

In order for the storage to correctly notify changes that include deletion events, it is necessary for the storage to retain the lastModSeq value and objectId or folderId of each deletion operation of an object or folder.

A client which is intending to keep in sync with the server should record the lastModSeq value of each object and folder. When it receives a change notification for a particular object or folder, it should compare the lastModSeq value of the notification with the current lastModSeq value of the object or folder. If the lastModSeq of the notification is less than or equal to the current value, the notification is out of order and should be ignored. This ensures correct operation even when notifications are reordered or duplicated, or arrive interleaved with objects and folders retrieved by other means (e.g., search).

#### 5.1.4.5 Handling loss with index and subscription update

If the notification mechanism in use is unreliable, clients must detect and recover from loss.

Within a particular subscription, each notification (NmsEventList) contains an index. This starts at 1 when the subscription is created, and increments for each notification. When a subscription is updated the index is not reset, but continues to increment, so that within the sequence of notifications from a particular subscription, each index is unique. The response to the subscription update contains the current index, so the client knows which index to expect after the update. For further information and an example see sections 5.4.2.1 and 6.18.5.1.

Lost notifications are detected as follows. The client observes the index values of the notifications which are received. If a particular index is not received, even though a greater index has been received, after an appropriate timeout the client can infer that a notification has been lost.

Lost notifications are recovered as follows. The client keeps track of the most recent restartToken received in consecutive notifications. If a lost notification is detected, the client simply updates the subscription to restart from the restartToken received immediately before the lost notification.

A special case of loss is when a client has been shut down or disconnected. In this case, when the client restarts it should supply the latest previously-received restartToken when it makes an NmsSubscription request, so that the server will notify all changes since that point. If there were already lost notifications when it was shut down or disconnected, the restartToken supplied should be the restartToken received immediately before the first lost notification.

### 5.1.5 Managing local storage mirror (cache) at the client

Clients may need to have a local cache, representing the storage at the server. In order to keep it up-to-date, any change made on the server needs to be mirrored in the local cache, which requires tracking of storage changes. Tracking such changes in a multi-device (multi-client) environment is a complicated task that requires extended state management. This tracking incurs overhead both in complexity (cost) of the client and server implementations and in their runtime performance when synchronizing the changes between the client(s) and the server.

Different deployment scenarios have different requirements with regards to the tradeoff made between full and accurate change tracking at the expense of complexity and partial and approximate tracking at the expense of excluding some information from the scope of changes synchronization. Tradeoffs regarding performance and bandwidth should also be considered.

The NMS API offers two alternatives for synchronizing their local cache.

- Strict synchronization informs clients of all changes to the storage asynchronously, using subscriptions and notifications (and is dependent on support for asynchronous notifications and the management of lastModSeq).
- Simplified synchronization informs clients of significant changes to the storage when required, using search (and is dependent on support for the CreatedObjects and VanishedObjects search types).

In both cases, synchronization is one-way: it provides a way for clients to learn of changes that have occurred on the server, but does not assist clients in informing the server of changes that have occurred locally.

In some use-cases a user may only be interested in selective tracking (e.g. user may only care about the most recent changes and consider older objects/folders irrelevant). The NMS API supports this by the filter parameter on subscriptions and by additional search criteria on searches.

#### 5.1.5.1 Strict Synchronization

Strict synchronization uses subscriptions and notifications to keep the client informed of changes to the network message storage.

Strict synchronization can be used both online (where a client receives a stream of change notifications) and offline (where a client asks the server to be told of changes that have occurred since it was last connected). Strict synchronization is reliable as it can recover from notification loss, reordering, or duplication. During synchronization only the changes and a per-box token are exchanged.

To perform strict synchronization, the client should follow the steps for establishing a subscription and processing notifications, as described in section 5.1.4.

### 5.1.5.2 Simplified Synchronization

Each box has a “creationCursor”, which is a varying implementation-specific string value. The creationCursor enables a client to request retrieval of objects that were created in the store but not yet known to the client.

The creationCursor is set by the server and returned to the client in each “CreatedObjects” search response. At any point, the client can use a known creationCursor (that was returned in a previous CreatedObjects search response). The server then returns all existing objects in the store created since the point indicated by the creationCursor.

An illustrative example for creationCursor implementation can use an unsigned long integer (converted to a string representation) that is managed by the server as follows: as each object is added to the box it is assigned a creation sequence number which is higher than all the creation sequence numbers previously assigned (but not necessarily contiguous). The creation sequence number is immutable. When responding to CreatedObjects search the server will return the highest creation sequence number in the box as the value of the creationCursor.

To perform the simplified synchronization the client SHOULD follow the following steps:

1. Synchronize new objects: Fetch all objects created since the last synchronization performed by the client (using the creationCursor).
2. Synchronize purged objects: Fetch objectIds of objects that have been permanently deleted.
3. Synchronize significant flag changes:
  - a. Sync Read/Unread flag for all objects: search for objects that do not carry the “\Seen” flag. All objectIds returned by the search have the flag unset, and therefore the client infers that all other objects have the “\Seen” flag set.  
This step assumes that most objects in the store are read (seen), therefore searching for non “\Seen” objects optimizes the retrieval of a relatively short list of objectIds.
  - b. Optionally, use similar approach to synchronize other significant flags. The rest of the flags will not be synchronized into the local store.

### 5.1.6 Root folder(s) discovery

A client can perform traversal of the storage hierarchical structure, provided that it can discover the root folder(s) of the hierarchy (i.e. the starting point(s) for traversal). The search by folder attributes operation is used to identify root folder(s) in the message storage. A folder attribute named “Root” with the value “Yes” designates such a starting point. In some deployment scenarios other well-known attribute values may be used and other restrictions may apply (e.g. mandating only single root folder). For further information see section 5.4.7.

When the client retrieves the root folder it will discover its name. By default, the name of the root folder is an empty string unless specifically assigned to be some other name by the server.

Renaming a folder (e.g. a root folder) may be prohibited by server policy.

### 5.1.7 Deletion

There are two ways in which an object or folder can be deleted:

- A client may delete an object or folder by supplying a DELETE request over the API. This is called “user-initiated deletion”.
- The storage server MAY at any time spontaneously delete an object or folder. This is called “expiry”. Expiry typically occurs according to service provider policy, e.g., older objects may be expired automatically in order to maintain a maximum of (say) 1000 messages or an age limit of (say) 90 days on the contents of the box.

Both of these kinds of delete update the object or folder’s lastModSeq and trigger a notification. The notification indicates which has occurred.

Clients may choose to associate different semantics with these different kinds of delete, e.g., user-initiated deletion may result in the object or folder being removed from local storage, whereas expiry may be ignored (for instance to allow the user to hold onto the local copy of a server-deleted object).

If the server receives a subscription request that includes a restartToken from before the point at which the object or folder was deleted, the server SHOULD return a notification indicating the user-initiated deletion or expiry. However the server MAY omit this notification. The server SHOULD NOT omit the notification unless a reasonable period of time has elapsed since the delete occurred (i.e., such that the client could reasonably be expected to have issued a subscription request within this period).

If the server receives a search request for “VanishedObjects”, it SHOULD return a reference to every object that has been user-deleted recently, where the definition of “recently” is subject to service provider’s policy (e.g., last 30 days, last 1000 objects). Reference to objects that have recently expired MAY also be returned in this response, subject to service provider’s policy. Note that repeated search requests for VanishedObject that are submitted within short period are likely to generate (at least partially) the same list of objects in the response.

### 5.1.8 External content

The content (i.e., payload and payload parts) of an object is made available from one of two places. It can be available via the NMS resource tree, or it can be available via an external reference. This allows NMS implementations to place the payload and/or payload parts in an external server, so that clients can access them without placing load on the NMS itself.

The server indicates the location of the entire payload and any individual payload parts through “payloadURL” and “payloadPart” elements of Object data structure respectively. The location (URL) can refer to a resource within the NMS resource tree, or external to it.

Given the fact that the object’s payload or payload part location is not under client control, clients SHOULD obtain this location from the appropriate object’s payloadURL and payloadPart elements. Clients SHOULD NOT attempt to construct this URL themselves, e.g. using the resource tree shown in Figure 1 and assuming that content is always served directly by NMS.

### 5.1.9 Inline content

If an object payload can be represented as a textual string of a reasonable length then the NMS server MAY convert a payload resource to a string and add a “TextContent” attribute (see Appendix I) that will carry this string.

When performing the conversion the server MUST add the new attribute and MUST delete the original payload resource.

A common use-case for this conversion is an SMS object.

The decision on when to perform the conversion depends on service provider’s policy (e.g. if the resulting text is too long, it will not be converted) and is out of scope of this spec.

### 5.1.10 Batched retrieval

Folder retrieval and object and folder search allow the client to retrieve a list of entries. This list of entries might be larger than the server or the client is prepared to handle at one time, and so these operations provide a mechanism for batched retrieval.

Batched retrieval uses the following elements of the search request and response data types:

- In search requests, the client supplies a maximum number of entries in the “maxEntries” element.
  1. The maxEntries element indicates the maximum number of entries the client is prepared to accept in a single batch.
  2. The server MUST NOT return more than this many entries in the response. It MAY choose to return fewer entries.
- In search responses, in addition to the batch of entries the server can also supply a cursor value (in the cursor element).

1. If the cursor element is present, it indicates that there may be further entries in the list beyond the end of this batch. (It does not indicate that there certainly are further entries. For example, if the server is performing a search it may return a cursor to indicate the search is not yet complete. It may in fact be the case that there are no further matches beyond this point, but because the server has not yet determined this it cannot omit the cursor.)
  2. If the cursor element is absent, it indicates that there are no further entries, i.e., that the list is now complete.
  3. The value and format of the string are implementation specific. Clients SHOULD NOT attempt to interpret or alter the cursor value.
- In subsequent search requests, the client can supply a cursor value (in the “fromCursor” element) indicating the previous batch to be continued, in addition to the maximum number of entries (in the maxEntries element).
    1. If the fromCursor element is absent, the batch starts from the first matching entry.
    2. If the fromCursor element is present:
      - i. It MUST contain a cursor value obtained from a previous search response.
      - ii. This subsequent request MUST be to the same resource URL and have precisely the same “searchCriteria”, “searchScope”, and “sortCriterion” as the previous search request corresponding to the previous search response.
      - iii. The batch is a continuation of the previous batch, i.e., it starts from the first matching entry after the last entry of the previous search response. The server SHOULD make best efforts to start the response from at or near this position, or from the start of the matches if this is not possible.
    3. Since the cursor encapsulates server state information which might be volatile, especially in a multi-device environment, the server is not required to ensure that each batch is a precise continuation of the previous batch. However, the server must make best efforts to ensure this is so. The cursor mechanism guarantees that:
      - i. If there are no intervening changes to the box (such as object or folder creations or deletions), the batch MUST be a precise continuation of the previous batch.
      - ii. If this is an object (or folder) search, with default selection criteria (i.e., the searchCriteria, searchScope, and sortCriterion are all absent), then every object (or folder) which existed in the box at the point of the first request and still exists at the point of the final response MUST appear at least in one of the batches (i.e. if the client retrieves all the batches it will not miss any stored object (or folder)).
    4. If the fromCursor is invalid (e.g., it has been modified by the client, or it came from a request with different selection criteria), the server MAY return either an HTTP error response or an arbitrary subset of matches.

Section 5.4.6 demonstrates the expected flow of requests and responses.

Similarly, folder retrieval allows the client to retrieve a large list of references to contained objects and subfolders. Folder retrieval for a large folder uses the same batch retrieval mechanism as search (with cursor, fromCursor, and maxEntries), with the difference that fromCursor and maxEntries are provided through query parameters of the GET request. For further information see section 6.11.3.3.

## 5.1.11 Bulk Creation

In bulk creation operation, the client intends to create multiple objects using a single request. The list of objects are passed in a single HTTP POST request (invoked on “/bulkCreation” resource). If the identified parent folder of a given object in the list does not exist, the server SHALL create the parent folder before creating and placing the object in the folder.

The response body includes a list of success or failure status for each object in the request list respectively. The HTTP response code reflects the status of the bulk operation as a whole, which is considered successful if at least one object was created successfully.

## 5.1.12 Correlation (Informative)

### 5.1.12.1 Introduction

Some clients receive objects via another transport mechanism (e.g., CPM messaging [OMA-CPM-SD]) as well as via the NMS. Such clients generally wish to correlate these objects with notifications received from the NMS, e.g., to avoid unnecessary downloads, to avoid duplications, and to ensure flag changes and deletions made by other NMS clients are correctly applied to local objects. Clients may perform this correlation by means of the “correlationId” or “correlationTag” elements contained in all relevant notifications.

Where an object has an ID which uniquely identifies the object and which is transported over the relevant mechanism, that unique ID is the best choice for correlation. This is stored in the object’s correlationId element in the NMS.

Not all objects have a unique ID which can be used for correlation; e.g., CPM messages do not necessarily contain a Message-ID header, and the Contribution-ID is not unique for chat messages within a session. Furthermore, some mechanisms (e.g., SMS) can transport object content but not additional headers and hence cannot transport a unique ID. For these reasons, a correlation tag can be provided as a secondary means of correlation.

In some circumstances both correlationId and correlationTag are required. For example, if the transport mechanism of an object is chosen after it is deposited in NMS and the means of correlation to be used depends on the transport mechanism, then the client should supply both the correlationId and the correlationTag when depositing the object so as to ensure that all necessary correlation information is available to the receiving client whichever transport mechanism is chosen.

To enhance interoperability, it is desirable that clients agree on what value is used for the correlationId and correlationTag. The sections below suggest a possible value that could be used for each. Profiles may impose stricter requirements.

In some deployment scenarios the server will be able to generate the agreed value for the correlationId and correlationTag from other information contained within the object. If the client knows that the server will do this, it may omit them when creating the object. This is controlled by service provider policy.

In order for the storage to correctly notify changes that include deletion events, it is necessary for the storage to retain the correlationId and correlationTag of each deleted object.

### 5.1.12.2 Correlation ID

If an object contains a Message-ID attribute (as provided by, e.g., [RFC5322] MIME messages or [RFC5438] IMs), the client may supply the value of this attribute as the correlationId field.

Otherwise, if the object contains an attribute which is defined to be a globally-unique ID, the client may supply the value of this attribute as the correlationId field.

Otherwise, the client may omit the correlationId field.

### 5.1.12.3 Correlation tag

The correlation tag is weaker than a correlation ID: whereas a correlation ID uniquely identifies an object, a correlation tag identifies a particular object only probabilistically. Despite this, it is still useful in scenarios where no unique correlation ID is available.

The appropriate method for generating the correlation tag is beyond the scope of the NMS specification, since it depends upon the kind of objects being stored, the information available via the non-NMS mechanism, and other considerations (e.g. the computational ability available to the clients). For example, a suitable method might involve a hash function of certain attributes and/or body parts of the object.

Clients should be aware of the limitations of the correlation tags they use – for example, if two distinct objects are given the same correlation tag value, then any correlation matching must fall back on heuristics such as order of arrival to resolve the ambiguity. In this case the client cannot guarantee correct correlation, and so it must not depend on achieving this.

## 5.2 Resources Summary

This section summarizes all the resources used by the RESTful Network API for Network Message Storage.

The "apiVersion" URL variable SHALL have the value "v1" to indicate that the API corresponds to this version of the specification. See [REST\_NetAPI\_Common] which specifies the semantics of this variable.

The "storeName" URL variable can be used to allow multi-tenancy (i.e. a server hosting multiple independent stores). The value for that variable is deployment dependent (e.g. in simple deployment scenarios it could be a fixed literal).

The "boxId" URL variable can be used to identify specific area (or a 'box') allocated within the store, The value for this variable depends on the deployment scenario and the service provider's policy. For example:

- in deployment scenario where each user is allocated a 'box' of its own, the value of "boxId" can be equivalent to the unique identifier of the user (e.g. userId)
- in deployment scenario where a 'box' is allocated to a group of multiple users (or machines), the value of "boxId" can be a unique identifier of the group
- in deployment scenarios where a 'box' is allocated to a machine (non-human user), the value of the "boxId" can be a unique identifier of the machine

The figure below visualizes the resource structure defined by this specification. Note that those nodes in the resource tree which have associated HTTP methods defined in this specification are depicted by solid boxes.

Note: client resources such as callback URL (used in POSTing notifications) and server arbitrary chosen external URL where an object's payload can be fetched from are not depicted in the resource tree.

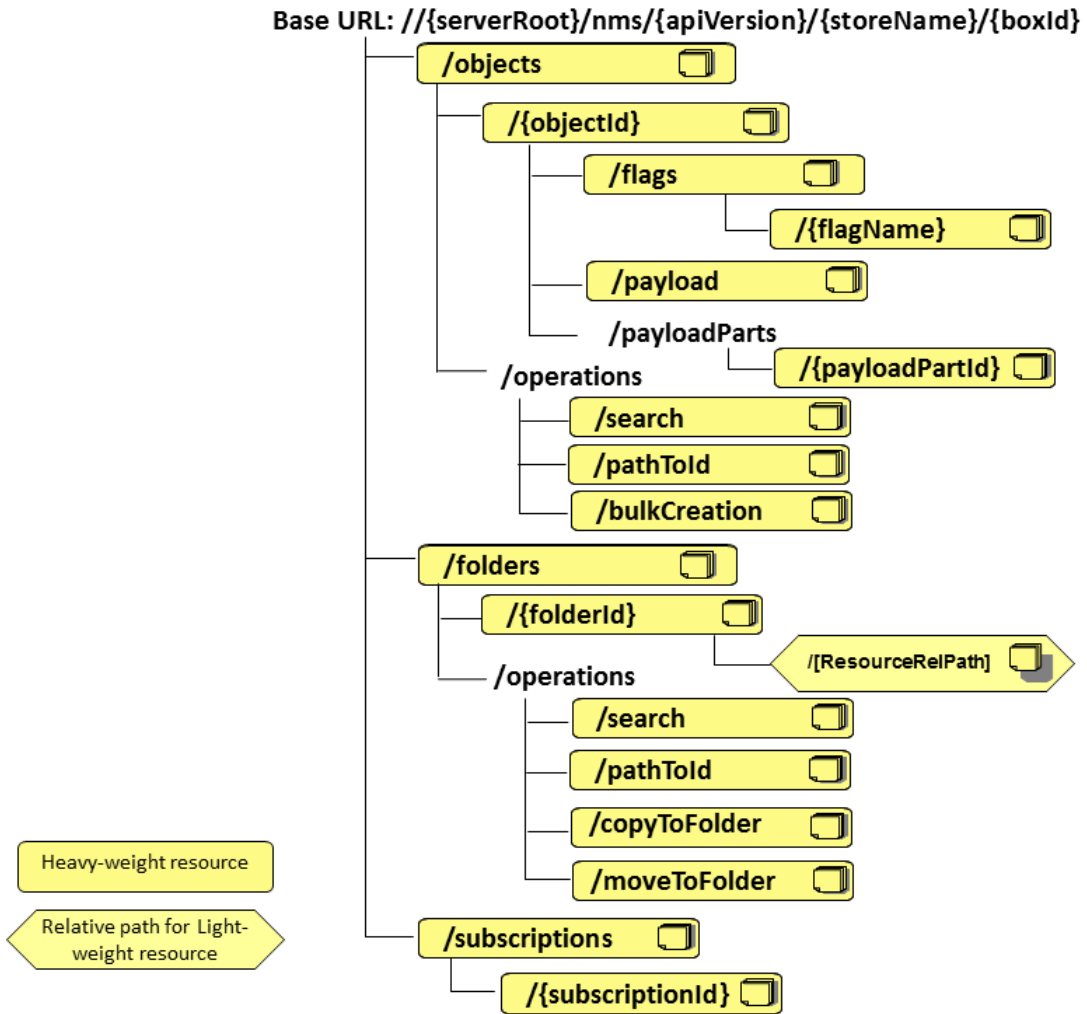


Figure 1 Resource structure defined by this specification

Note: “pathToId” resource is read as path-To-Id.

The following tables give a detailed overview of the resources defined in this specification, the data type of their representation and the allowed HTTP methods.



## 5.2.1 Resources allowing a client to manage individual objects

Resource	URL Base URL: //{{serverRoot}/nms/{api Version}/ {storeName}/{boxId}	Data Structures	HTTP verbs			
			GET	PUT	POST	DELETE
Resource containing all objects	/objects	Object  Reference (optional alternative for POST response)	no	no	Create an object	no
A stored object	/objects/{objectId}	Object	Retrieve the attributes (metadata) associated with the object	no	no	Delete an object (including payload) from the storage
Flags associated with the stored object	/objects/{objectId}/flags	FlagList	Retrieve the flags (string labels) associated with the object	Create or update the flags (string labels) associated with the object	no	no
Individual flag	/objects/{objectId}/flags/{flagName}	Empty (used for some responses and for PUT requests)	Retrieve/check existence of an individual flag (string label)	Add individual flag (string label)	no	Remove individual flag (string label)

### 5.2.2 Resources allowing a client to retrieve stored content of an object payload or payload part

Resource	URL <specified by server>	Data Structures	HTTP verbs			
			GET	PUT	POST	DELETE
Stored content of an object payload	<p>&lt;payload URL specified by the server in the payloadURL field of Object&gt;</p> <p>For content available via the NMS resource tree this URL is:                      //{serverRoot}/nms/{apiVersion}/{storeName}/{boxId}/objects/{objectId}/payload</p> <p>For externally referenced content, this is an arbitrary URL.</p>	Any MIME content (the one of the object e.g. multipart/mixed or image/jpeg)	Retrieve the payload (stream of bytes) of the object	no	no	no
Payload part of the stored object	<p>&lt;payload part URL specified by the server in the payloadPart field of Object&gt;</p> <p>For content available via the NMS resource tree this URL is:                      //{serverRoot}/nms/{apiVersion}/{storeName}/{boxId}/objects/{objectId}/payloadParts/{payloadPartId}</p> <p>For externally referenced content, this is an arbitrary URL.</p>	Any MIME content (the one of the payload part)	Retrieve individual object payload part	no	no	no

### 5.2.3 Resources allowing a client to manage individual folders

Resource	URL Base URL: //{{serverRoot}/nms/{api Version}/ {storeName}/{boxId}	Data Structures	HTTP verbs			
			GET	PUT	POST	DELETE
Resource containing all folders	/folders	Folder  Reference (optional alternative for POST response)	no	no	Create a folder	no
A folder	/folders/{folderId}	Folder	Retrieve the folder properties (such as its location and list of contained objects/sub-folders)  Note: Query string parameter controls the amount of information returned in the response (e.g. response to include subFolders element and not objects element )	no	no	Delete a folder from the storage, including contained folders and objects (with their payload)

Resource	URL Base URL: //{{serverRoot}/nms/{api Version}/ {storeName}/{boxId}	Data Structures	HTTP verbs			
			GET	PUT	POST	DELETE
Individual folder data	/folders/{folderId}/[ResourceRelPath]	The data structure corresponds to an element within the Folder structure indicated by the resource URL.	Retrieve individual folder information parameters (e.g. "name" parameter)	Update individual folder information parameters (e.g. rename the folder by changing its "name" parameter)  Note: Renaming a folder (e.g. a root folder) may be prohibited by server policy.	no	no

### 5.2.4 Resources allowing a client to retrieve information and/or perform operations on objects

Resource	URL Base URL: //{{serverRoot}/nms/{api Version}/ {storeName}/{boxId}/obj ects/operations	Data Structures	HTTP verbs			
			GET	PUT	POST	DELETE
Information about a selected set of objects in the storage	/search	SelectionCriteria (used for POST request)  ObjectList (used for POST response)  ObjectReferenceList (optional alternative for POST response)  Note: Response to POST is always ObjectList except where otherwise specified.	no	no	Retrieve information about a set of selected objects	no
Resource URLs of a selected set of objects in the storage	/pathTold  Note: read as path-To-Id	Reference (used for GET response)  PathList (used for POST request)  BulkResponseList (used for POST response)	Retrieve resource URL for an object, based on its pathname which is provided via query string	no	Retrieve resource URLs for a list of objects, based on their pathnames	no
Bulk creation of objects	/bulkCreation	ObjectList (used for POST request)  BulkResponseList (used for POST response)	no	no	Create objects	no

### 5.2.5 Resources allowing a client to retrieve information and/or perform operations on folders

Resource	URL Base URL: //{{serverRoot}/nms/{api Version}/ {storeName}/{boxId}/fol ders/operations	Data Structures	HTTP verbs			
			GET	PUT	POST	DELETE
Information about a selected set of folders in the storage	/search	SelectionCriteria (used for POST request)  FolderList (used for POST response)  FolderReferenceList (optional alternative for POST response)  Note: Response to POST is always FolderList except where otherwise specified.	no	no	Retrieve information about a set of selected folders	no
Resource URLs of a selected set of folders in the storage	/pathTold  Note: read as path-To-Id	Reference (used for GET response)  PathList (used for POST request)  BulkResponseList (used for POST response)	Retrieve resource URL for a folder, based on its pathname which is provided via query string	no	Retrieve resource URLs for a list of folders, based on their pathnames	no
Resource for triggering object(s)/folder(s) copying	/copyToFolder	TargetSourceRef (used for POST request)  BulkResponseList (used for POST response)	no	no	Copy referenced source object(s) and/or folder(s) (including recursive folders' content) to a designated target folder	no

Resource	URL Base URL: //{{serverRoot}/nms/{api Version}/ {storeName}/{boxId}/fol ders/operations	Data Structures	HTTP verbs			
			GET	PUT	POST	DELETE
Resource for triggering object(s)/folder(s) moving	/moveToFolder	TargetSourceRef (used for POST request)  BulkResponseList (used for POST response)	no	no	Move referenced source object(s) and/or folder(s) (including recursive folders' content) to a designated target folder	no

### 5.2.6 Resources allowing a client to manage subscriptions for storage changes

Resource	URL Base URL: //{{serverRoot}/nms/{apiV ersion}/ {storeName}/{boxId}	Data Structures	HTTP verbs			
			GET	PUT	POST	DELETE
All subscriptions in the storage	/subscriptions	NmsSubscriptionList (used for GET)  NmsSubscription (used for POST)	Retrieve all active NMS notification subscriptions	no	Create new subscription for notification for NMS changes	no

Individual subscription	/subscriptions/{subscriptionId}	NmsSubscription (used for GET and POST response)  NmsSubscriptionUpdate (used for POST request)	Retrieve an individual subscription	no	Update some details of an individual subscription	Cancel subscription and stop corresponding notifications
-------------------------	---------------------------------	---	-------------------------------------	----	---	--

### 5.2.7 Resources allowing the server to notify a client about storage changes

Resource	URL <specified by the client>	Data Structures	HTTP verbs			
			GET	PUT	POST	DELETE
Client notification about storage changes	<specified by the client when subscription is created or during provisioning process>	NmsEventList	no	no	Notifies client about storage changes	no



## 5.3 Data Types

### 5.3.1 XML Namespaces

The XML namespace for the Network Message Storage data types is:

urn:oma:xml:rest:netapi:nms:1

The 'xsd' namespace prefix is used in the present document to refer to the XML Schema data types defined in XML Schema [XMLSchema1, XMLSchema2]. The 'common' namespace prefix is used in the present document to refer to the data types defined in [REST\_NetAPI\_Common]. The use of namespace prefixes such as 'xsd' is not semantically significant.

The XML schema for the data structures defined in the section below is given in [REST\_SUP\_NMS].

### 5.3.2 Structures

The subsections of this section define the data structures used in the NMS API.

Some of the structures can be instantiated as so-called root elements.

For structures that contain elements which describe a user identifier, the statements in section 6 regarding 'tel', 'sip' and 'acr' URI schemes apply.

For optional elements that contain lists (such as Folder.objects): if the list is absent it indicates only that the list is being omitted in this request or response, not that the list is necessarily empty.

#### 5.3.2.1 Type: Object

Individual object

Element	Type	Optional	Description
parentFolder	xsd:anyURI	Choice	<p>Resource URL of the parent folder that contains the object.</p> <p>In object creation requests this element specifies the folder that will contain the new object.</p> <p>If neither parentFolder nor parentFolderPath are included by the client in an object creation request, the server chooses a parent folder according to service provider policy (e.g., the root folder, or a folder based on this object's other available metadata).</p> <p>The server MUST include this element in responses.</p>

parentFolderPath	xsd:string	Choice	<p>The location in the hierarchical storage of the folder that contains this object.</p> <p>In object creation requests this element specifies the folder that will contain the new object. The server will internally resolve the parentFolderPath to an equivalent of the parentFolder URL of the requested parent folder.</p> <p>If neither parentFolder nor parentFolderPath are included by the client in an object creation request, the server chooses a parent folder according to service provider policy (e.g., the root folder, or a folder based on this object's other available metadata).</p> <p>The server SHALL implicitly create any folder(s) (referred to by the parentFolderPath element) which do not already exist.</p> <p>The server MUST NOT include this element in responses.</p>
attributes	AttributeList	No	List of attributes associated with the object.
flags	FlagList	No	List of flags associated with the object.
resourceURL	xsd:anyURI	Yes	<p>Self referring URL.</p> <p>The resourceURL SHALL NOT be included in POST requests by the client, but MUST be included in POST requests representing notifications by the server to the client, when a complete representation of the resource is embedded in the notification. The resourceURL MUST also be included in responses to any HTTP method that returns an entity body, and in PUT requests.</p>
path	xsd:string	Yes	<p>The location of the object in the hierarchical storage.</p> <p>This element SHALL NOT be included in POST requests by the client but MAY be included in responses by the server to the client to any HTTP method that returns an Object entity body.</p> <p>See section 5.1.1 for further information on how an object's path is constructed.</p>
payloadURL	xsd:anyURI	Yes	<p>Information about the location of the entire payload.</p> <p>The server MUST include this element if the object is non-empty unless the server determines that the payload can be represented using the inline method (see section 5.1.9).</p> <p>Otherwise, the server MUST omit this element.</p>

payloadPart	PayloadPartInfo [0...unbounded]	Yes	<p>Information about individual payload parts.</p> <p>This element SHALL NOT be included in POST requests by the client but MAY be included in responses by the server to the client</p> <p>Number and content of payload parts:</p> <ul style="list-style-type: none"> <li>- If the object is empty, this element MUST be omitted.</li> <li>- If the server determines that the payload can be represented using the inline method (see section 5.1.9) then this element MUST be omitted.</li> <li>- If the object's payload has a multipart MIME type [RFC2046], the first-level parts of the payload MUST be represented as individual payload parts.</li> <li>- If the object's payload is of another type which can be divided into a sequence of parts, those parts SHOULD be represented as individual payload parts.</li> <li>- Otherwise, this element MUST be omitted.</li> </ul> <p>Only the first-level parts of the payload are represented as payload parts; for example, a nested "multipart/mixed" part is represented as a single payload part, not a sequence of subparts.</p> <p>The number of payload parts MAY be limited by the server.</p>
lastModSeq	xsd:unsignedLong	Yes	<p>Last mod-sequence value associated with the object.</p> <p>A server supporting Strict Synchronization MUST provide this element in responses to the client. The client MUST NOT provide this element in requests to the server.</p>
correlationId	xsd:string	Yes	<p>Unique correlation ID associated with the object, if any. See section 5.1.12.2.</p> <p>This element MAY be provided by the client in requests to the server. If it was supplied by the client when the object was created, it MUST be returned unchanged by the server in responses and notification requests to the client.</p> <p>If this element was not supplied by the client when the object was created, the server MAY generate it according to service provider policy.</p>

correlationTag	xsd:string	Yes	<p>Correlation tag associated with the object, if any. See section 5.1.12.3.</p> <p>This element MAY be provided by the client in requests to the server. If it was supplied by the client when the object was created, it MUST be returned unchanged by the server in responses and notification requests to the client.</p> <p>If this element was not supplied by the client when the object was created, the server MAY generate it according to service provider policy.</p>
----------------	------------	-----	---

A root element named object of type Object is allowed in request and/or response bodies.

XSD modelling uses a “choice” to select either parentFolder or parentFolderPath, but not both of them.

### 5.3.2.2 Type: ObjectList

List of objects

Element	Type	Optional	Description
object	Object[0..unbounded]	Yes	List of objects. Number of objects MAY be limited by the server.
cursor	xsd:string	Yes	<p>If the list of objects is complete, this element is omitted.</p> <p>If there may be more available objects not included in the response list, this element is included. The cursor value encapsulates information on these objects. See section 5.1.10 for how to use the cursor value in a subsequent request.</p> <p>This element SHALL NOT be included in requests by the client but MAY be included in responses by the server.</p>
creationCursor	xsd:string	Yes	<p>An opaque string that enables the client to request retrieval of objects that were created in the store but not yet known to the client. See section 5.1.5.2 for how to use the creationCursor value in a subsequent CreatedObjects search request.</p> <p>This element MUST be returned in response to a CreatedObjects search.</p>

A root element named objectList of type ObjectList is allowed in request and/or response bodies.

### 5.3.2.3 Type: Flag

Individual flag

Simple type derived from xsd: string. Flag name (case insensitive). See Appendix H.

A root element named flag of type Flag is allowed in request and/or response bodies.

### 5.3.2.4 Type: FlagList

List of flags

Element	Type	Optional	Description
flag	Flag[0..unbounded]	Yes	Set of flags. Flag names are case-insensitive. Duplicates are ignored and order is not preserved. Appendix H defines the strings for flag names. The number of flags MAY be limited by the server.
resourceURL	xsd:anyURI	Yes	Self referring URL.  The resourceURL SHALL NOT be included in POST requests by the client, but MUST be included in POST requests representing notifications by the server to the client, when a complete representation of the resource is embedded in the notification. The resourceURL MUST also be included in responses to any HTTP method that returns an entity body, and in PUT requests.

A root element named flagList of type FlagList is allowed in request and/or response bodies.

### 5.3.2.5 Type: Attribute

Individual attribute

Element	Type	Optional	Description
name	xsd:string	No	Attribute name.  Attribute names are case-insensitive: for example, the attribute names "Message-ID", "Message-Id", and "message-id" all refer to the same attribute.  If a client assigns Folder attribute with similar semantics to one of the attributes specified in Appendix J, then it SHOULD use the name specified there.  Attributes with different semantics can be assigned and named at the discretion of the client.  Attribute names for use in RCS profiles are included in Informative Appendix I (for objects) and Appendix K (for folders).

value	xsd:string[0..unbounded]	Yes	<p>Unless otherwise stated, attribute values are case-sensitive. The server SHOULD preserve the order of the values.</p> <p>Attribute values MUST be unencoded Unicode strings; for example, any transfer encoding such as [RFC2047] must be removed.</p> <p>For example, the [RFC5322]-format header “To: =?ISO-8859-1?Q?Keld_J=F8rn_Simonsen?= keld@dkuug.dk” must be presented to NMS as: “&lt;attribute&gt;&lt;name&gt;To&lt;/name&gt;&lt;value&gt;Keld Jørn Simonsen &amp;#60;keld@dkuug.dk&amp;#62;&lt;/value&gt;&lt;/attribute&gt;”.</p> <p>The attributes search method (see sections 5.3.2.17 and 5.3.3.1) can only be used for attributes which have values. That is, searching for the presence of an attribute (i.e. which does not have a value) is not possible in the current (v1.0) NMS API release. Hence, attribute value needs to be present where this search method is expected.</p>
-------	--------------------------	-----	---

### 5.3.2.6 Type: AttributeList

List of attributes

Element	Type	Optional	Description
attribute	Attribute[0..unbounded]	Yes	<p>List of attributes. Order is not preserved. The number of attributes MAY be limited by the server.</p> <p>The attribute names within the list MUST be unique.</p>

### 5.3.2.7 Type: PayloadPartInfo

Information about a payload part

Element	Type	Optional	Description
href	xsd:anyURI	No	<p>Link to the stored content:</p> <p>For example:</p> <p>For content available via the NMS resource tree: &lt;href&gt;http://host/nms/v1/tel%3A%2B19585550100/objects/123/ payloadParts/part123&lt;/href&gt;</p> <p>For externally referenced content: &lt;href&gt;http://cdn/d1/123/p456&lt;/href&gt;</p>
contentType	xsd:string	No	<p>Indicates the MIME content type of the stored content.</p> <p>For example: “image/gif”, “video/3gpp”</p>

size	xsd:unsignedLong	Yes	Indicates the size of the stored content in bytes; The value MAY be approximate (e.g. it could be the size in its transfer encoding and not the resulting size after any decoding).
contentId	xsd:string	Yes	The Content-ID of this part as defined in [RFC2045], without the angle brackets. Used to identify this payload part, e.g. in cid: URLs [RFC2392]. For example, "foo4%25foo1@bar.net".
contentLocation	xsd:anyURI	Yes	The Content-Location of this part, as defined in [RFC2557], unfolded and with any transfer encoding such as [RFC2047] removed. Used to specify a URI for this payload part. For example, "fiction1/fiction2" or "http://example.com/logo.png".

### 5.3.2.8 Type: Folder

Individual folder

Element	Type	Optional	[ResourceRelPath]	Description
parentFolder	xsd:anyURI	Choice	Not applicable	<p>Resource URL of the parent folder that contains this folder.</p> <p>In folder creation requests this element specifies the folder that will contain the new folder.</p> <p>In folder creation requests either the parentFolder or the parentFolderPath element <b>MUST</b> be included by the client. Otherwise, Service Exception <b>SHALL</b> be returned.</p> <p>The server <b>MUST</b> include this element in responses, except for a folder that has no parent, i.e. represents a top-level folder in the hierarchy (such a folder would typically be assigned the "Root" attribute with value "Yes").</p>

parentFolderPath	xsd:string	Choice	Not applicable	<p>The location in the hierarchical storage of the folder that contains this folder.</p> <p>In folder creation requests this element specifies the folder that will contain the new folder. The server will internally resolve the parentFolderPath to an equivalent of the parentFolder URL of the requested parent folder.</p> <p>In folder creation requests either the parentFolder or the parentFolderPath element <b>MUST</b> be included by the client. Otherwise, Service Exception <b>SHALL</b> be returned.</p> <p>The server <b>MUST NOT</b> include this element in responses.</p>
attributes	AttributeList	No	Not applicable	<p>List of attributes associated with the folder. See Appendix J.</p> <p>The attribute name "Name" <b>MUST</b> not be included in POST requests.</p>
resourceURL	xsd:anyURI	Yes	Not applicable	<p>Self referring URL.</p> <p>The resourceURL <b>SHALL NOT</b> be included in POST requests by the client, but <b>MUST</b> be included in POST requests representing notifications by the server to the client, when a complete representation of the resource is embedded in the notification. The resourceURL <b>MUST</b> also be included in responses to any HTTP method that returns an entity body, and in PUT requests.</p>
path	xsd:string	Yes	Not applicable	<p>The location of the folder in the hierarchical storage.</p> <p>This element <b>SHALL NOT</b> be included in POST requests by the client but <b>MAY</b> be included in responses by the server to the client to any HTTP method that returns a Folder entity body.</p> <p>See section 5.1.2 for further information on how a folder's path is constructed.</p>



name	xsd:string	Yes	folderName	<p>The name of the new folder in folder creation operation. The name MUST NOT include the reserved character "/" (U+002F). The character "/" is used as hierarchy delimiter.</p> <p>The assigned folder name SHALL also be reflected in the read-only folder attribute called "Name" (see Appendix J). This enables search based on folder name.</p> <p>This element MAY be present in POST (folder creation operation) requests.</p> <p>If name is not provided by the client, the server SHALL assign a unique folder name in the context of the parent folder.</p> <p>If folder creation operation is successful, name SHALL be used as part of the path (see path element for further details).</p> <p>For the root folder name, see section 5.1.6.</p> <p>See sections 6.12.1.1 and 6.12.4 for further information on how a folder name can be changed.</p>
lastModSeq	xsd:unsignedLong	Yes	Not applicable	<p>Last mod-sequence value associated with the folder.</p> <p>The server MUST provide this element in responses to the client. The client MUST NOT provide this element in requests to the server.</p>
cursor	xsd:string	Yes	Not applicable	<p>If the lists of subfolders and objects are both complete, this element is omitted.</p> <p>If there are more available subfolders and/or objects not included in these lists, this element is included. The cursor value encapsulates information on these items. See section 6.11.3.3 for how to use the cursor in a subsequent request.</p>

subFolders	FolderReferenceList	Yes	Not applicable	<p>List of sub-folders under this folder. Order is not significant.</p> <p>If this element is omitted it means that the list is unspecified, not that the list is necessarily empty.</p> <p>The client SHALL NOT include this element in POST or PUT requests.</p> <p>When it is requested by the client (see section 6.11.3) the server includes this element in response to a GET request for an individual folder.</p> <p>The server MAY include this element in response to a POST /search request. However, the server MUST include this element in response to a POST request if the search is for Root folder(s). See sections 5.4.7 and 6.13.5.1.</p>
objects	ObjectReferenceList	Yes	Not applicable	<p>List of objects under this folder. Order is not significant.</p> <p>If this element is omitted it means that the list is unspecified, not that the list is necessarily empty.</p> <p>The client SHALL NOT include this element in POST or PUT requests.</p> <p>When it is requested by the client (see section 6.11.3) the server includes this element in response to a GET request for an individual folder.</p> <p>The server MAY include this element in response to a POST /search request. However, the server MUST include this element in response to a POST request if the search is for Root folder(s). See sections 5.4.7 and 6.13.5.1.</p>

A root element named folder of type Folder is allowed in request and/or response bodies.

XSD modelling uses a “choice” to select either parentFolder or parentFolderPath, but not both of them.

### 5.3.2.9 Type: FolderList

List of folders

Element	Type	Optional	Description
folder	Folder[0..unbounded]	Yes	List of folders. Number of folders MAY be limited by the server.
cursor	xsd:string	Yes	If the list of folders is complete, this element is omitted.  If there may be more available folders not included in the list, this element is included. The cursor value encapsulates information on these folders. See section 5.1.10 for how to use the cursor in a subsequent request.

A root element named folderList of type FolderList is allowed in response bodies.

### 5.3.2.10 Type: FolderReferenceList

List of folder references

Element	Type	Optional	Description
folderReference	Reference[0..unbounded]	Yes	A list of folder references. The number of references MAY be limited by the server.

A root element named folderReferenceList of type FolderReferenceList is allowed in response bodies.

### 5.3.2.11 Type: Reference

Reference to a stored object or folder

Element	Type	Optional	Description
resourceURL	xsd:anyURI	No	The resource URL.
path	xsd:string	Yes	The location of the object or folder in the hierarchical storage.

A root element named reference of type Reference is allowed in request and/or response bodies.

### 5.3.2.12 Type: ObjectReferenceList

List of object references

Element	Type	Optional	Description
objectReference	Reference[0..unbounded]	Yes	A list of object references. The number of references MAY be limited by the server.

A root element named objectReferenceList of type ObjectReferenceList is allowed in response bodies.

### 5.3.2.13 Type: TargetSourceRef

References to a target folder and source object(s)/folder(s)

Element	Type	Optional	Description
targetRef	Reference	No	Reference to the target folder.
sourceRefs	ReferenceList	No	References to the source object(s)/folder(s).

A root element named targetSourceRef of type TargetSourceRef is allowed in request bodies.

### 5.3.2.14 Type: ReferenceList

References to stored folders and/or objects

Element	Type	Optional	Description
folders	FolderReferenceList	No	The referenced folders.
objects	ObjectReferenceList	No	The referenced objects.

### 5.3.2.15 Type: SelectionCriteria

Selection criteria for a set of objects or folders

Element	Type	Optional	Description
fromCursor	xsd:string	Yes	The beginning position of the retrieve response. Omitting this value denotes the first position.  The fromCursor is a cursor value provided by the server in a previous response to a request with exactly the same SelectionCriteria except for the fromCursor element; see section 5.1.10.
maxEntries	xsd: unsignedInt	No	Specifies maximum number of entries to be returned in the response. The server MAY return fewer entries than this.
searchCriteria	SearchCriteria	Yes	The search criteria for the retrieval of elements. Default is no search criterion, i.e. retrieval of all available elements.
searchScope	Reference	Yes	Reference to folder at which point the search would start.  If searchScope is provided, the scope of the search is limited to the subtree starting at this folder (if nonRecursiveScope is a false value or omitted) or to this folder alone (if nonRecursiveScope is a true value).  This element MUST refer to a folder within the box identified by the {boxId}.  If searchScope is not provided, the search is applied to the box identified by the {boxId}

nonRecursiveScope	xsd:boolean	Yes	If set to a true value limits the scope of the search (as indicated by searchScope element) to a non-recursive search (no search within sub-folders). If the element is not present or set to a false value, then the search is recursive.
sortCriteria	SortCriteria	Yes	The sort criteria for the retrieval of elements. Default is random or server preferred sort.

A root element named selectionCriteria of type SelectionCriteria is allowed in request bodies.

### 5.3.2.16 Type: SearchCriteria

Search criteria

Element	Type	Optional	Description
criterion	SearchCriterion[1..unbounded]	No	The search criteria. In the case of multiple search criteria, the result will include elements that comply with all criteria supplied. The number of criteria MAY be limited by the server.
operator	LogicalOperatorEnum	Yes	In case there is more than one SearchCriterion, the defined logical operation is applied between them. If the operator is absent (not specified), then the AND operation is applied.

### 5.3.2.17 Type: SearchCriterion

Search criterion

Element	Type	Optional	Description
type	SearchTypeEnum	No	The search type (e.g. Attribute search or "WholeWord" search, etc). See section 5.3.3.1.
name	xsd:string	Yes	The name MUST be present for search types that require a name as specified in the SearchTypeEnum description (e.g. for the Attribute search type this element contains the attribute name). See sections 6.7 and 6.13.
value	xsd:string	No	The value to be matched against by the search operation. Format of the value string MUST follow the format as defined by the SearchTypeEnum. The search is for exact (and case sensitive) match, unless otherwise specified in the SearchTypeEnum description. See section 6.7 and 6.13.

**5.3.2.18 Type: SortCriteria**

Search criteria

Element	Type	Optional	Description
criterion	SortCriterion[1..unbounded]	No	The sort criteria. In the case of multiple sort criteria, criteria are applied in order. The first criterion is the most significant.  The server MAY ignore sort criteria beyond a certain number of entries in this array, as determined by server policy.

**5.3.2.19 Type: SortCriterion**

Sort criterion

Element	Type	Optional	Description
type	SortTypeEnum	No	The sort type (e.g. sorting by Date).
name	xsd:string	Yes	The name MUST be present for sort types that require a name (e.g. for the Attribute sort type this element contains the attribute name).
order	SortOrderEnum	Yes	Specifies order in which elements should be retrieved. Default: Descending.

**5.3.2.20 Type: NmsSubscription**

Individual subscription to notifications about storage changes

Element	Type	Optional	Description
callbackReference	common:CallbackReference	No	Client's notification endpoint and optional callbackData
duration	xsd:unsignedInt	Yes	Period of time (in seconds) notifications are provided for. If set to "0" (zero), or omitted, a duration time will be chosen according to service provider policy.  This element MAY be given by the client during resource creation in order to signal the desired lifetime of the subscription. The server MUST return in this element the period of time for which the subscription will still be valid.

filter	SearchCriteria	Yes	<p>A filter which may be used by the client to indicate what kind of network storage changes it is interested to receive notifications about (e.g. only SMS messages or SMS messages from a particular contact/userId). See section 5.3.3.1.</p> <p>For each NmsEvent which relates to an object or folder, if the corresponding object or folder matches the filter then the NmsEvent is sent to the client; otherwise it is omitted. Any NmsEvent which does not relate to an object or folder (e.g., ResetBox) is sent to the client in all cases.</p> <p>By default (i.e. when this parameter is absent), the storage server reports all notifications.</p>
clientCorrelator	xsd:string	Yes	<p>A correlator that the client can use to tag this particular resource representation during a request to create a resource on the server.</p> <p>This element MAY be present. Note: this allows the client to recover from communication failures during resource creation and therefore avoids duplicate subscription creation in such situations.</p> <p>In case the element is present, the server SHALL not alter its value, and SHALL provide it as part of the representation of this resource. In case the field is not present, the server SHALL NOT generate it.</p>
resourceURL	xsd:anyURI	Yes	<p>Self referring URL.</p> <p>The resourceURL SHALL NOT be included in POST requests by the client, but MUST be included in POST requests representing notifications by the server to the client, when a complete representation of the resource is embedded in the notification. The resourceURL MUST also be included in responses to any HTTP method that returns an entity body, and in PUT requests.</p>
index	xsd:unsignedLong	Yes	<p>The index of the next notification to be issued.</p> <p>This value is meaningful only within this subscription.</p> <p>The index SHALL NOT be included in requests by the client, but MAY be included in responses by the server. See section 5.1.4.5.</p> <p>A server supporting Strict Synchronization MUST provide this element in responses to the client.</p>

restartToken	xsd:string	Yes	<p>Subscription restart token indicating the point at which this subscription is to start (for requests) or currently starts (for responses). See section 5.1.4.3.</p> <p>This value applies to the box as a whole, and can be used independently of any particular subscription.</p> <p>The restartToken MAY be included in requests by the client, and MAY be included in responses by the server.</p> <p>A server supporting Strict Synchronization MUST provide this element in responses to the client.</p> <p>If this element is present, all matching changes subsequent to the point indicated by the restart token will be notified by the server in addition to any subsequent notifications.</p> <p>If this element is absent, any changes from the time this subscription is created will be notified by the server.</p>
--------------	------------	-----	--

A root element named nmsSubscription of type NmsSubscription is allowed in request and/or response bodies.

Note that the clientCorrelator is used for purposes of error recovery as specified in [REST\_NetAPI\_Common], and internal client purposes. The server is NOT REQUIRED to use the clientCorrelator value in any form in the creation of the URL of the resource. The specification [REST\_NetAPI\_Common] provides a recommendation regarding the client's generation of the value of this field.



### 5.3.2.21 Type: NmsSubscriptionList

List of subscriptions to notifications about storage changes

Element	Type	Optional	Description
subscription	NmsSubscription[0..unbounded]	Yes	List of notification subscriptions.
resourceURL	xsd:anyURI	No	Self referring URL.

A root element named nmsSubscriptionList of type NmsSubscriptionList is allowed in response bodies.

### 5.3.2.22 Type: NmsSubscriptionUpdate

Change to individual subscription to notifications about storage changes

Element	Type	Optional	Description
duration	xsd:unsignedInt	Yes	<p>Period of time (in seconds) notifications are provided for. If set to "0" (zero), a duration time will be chosen according to service provider policy.</p> <p>This element MAY be given by the client in order to signal the desired lifetime of the subscription.</p>
restartToken	xsd:string	Yes	<p>Subscription restart token indicating the point at which this subscription is to start. See section 5.1.4.3.</p> <p>This value applies to the box as a whole, and can be used independently of any particular subscription.</p> <p>If this element is present, all matching changes subsequent to the point indicated by the restart token will be notified by the server in addition to any subsequent notifications.</p> <p>If this element is absent, any changes from the time this subscription is created will be notified by the server.</p>

A root element named nmsSubscriptionUpdate of type NmsSubscriptionUpdate is allowed in request bodies.

A client can update its subscription with a new restartToken, in order to restart the notification stream from where it left off. A previously-created {subscriptionId} MAY be updated only if it has not timed out (i.e. subscription's "duration" hasn't expired).

Updating a subscription does not affect the index value of subsequent notifications. The client can determine this index value by examining the index element of the updated NmsSubscription object returned by the POST.

### 5.3.2.23 Type: NmsEvent

Notification about storage changes. These are combined into an NmsEventList before being sent to clients with an appropriate subscription.

Element	Type	Optional	Description
deletedObject	DeletedObject	Choice	Reference to the user-deleted object.
deletedFolder	DeletedFolder	Choice	Reference to the user-deleted folder.

expiredObject	DeletedObject	Choice	Reference to the expired object.
expiredFolder	DeletedFolder	Choice	Reference to the expired folder.
changedObject	ChangedObject	Choice	Reference to the new or changed object.
changedFolder	ChangedFolder	Choice	Reference to the new or changed folder.
resetBox	ResetBox	Choice	The box has been reset.

XSD modelling uses a “choice” to select either deletedObject, deletedFolder, expiredObject, expiredFolder, changedObject, changedFolder or resetBox.

The server reports the creation of an object with a changedObject notification. Similarly the server reports the creation of a folder with a changedFolder notification.

### 5.3.2.24 Type: NmsEventList

List of notifications about storage changes. This is the data type of notifications sent to clients with an appropriate subscription.

Element	Type	Optional	Description
nmsEvent	NmsEvent [0..unbounded]	Yes	May contain an array of storage change notifications.
callbackData	xsd:string	Yes	The ‘callbackData’ element if it was passed by the application in the ‘callbackReference’ element when creating a subscription to notifications about NMS events. See [REST_NetAPI_Common].
index	xsd:unsignedLong	Yes	Index of this notification list in the subscription. Starts at 1 for the first notification list and increments by 1 for each subsequent notification list. See section 5.1.4.5.  This value is meaningful only within a single subscription.  A server supporting Strict Synchronization MUST provide this element in responses to the client.
restartToken	xsd:string	Yes	Subscription restart token representing the point after the change(s) being notified. See section 5.1.4.3.  This value applies to the box as a whole, and can be used independently of any particular subscription.  A server supporting Strict Synchronization MUST provide this element in responses to the client.
link	common:Link[0..unbounded]	Yes	Link to other resources that are in relationship with this notification.  The server SHOULD include a link to the related subscription. No other links are required or suggested by this specification.

A root element named nmsEventList of type NmsEventList is allowed in notification request bodies.

### 5.3.2.25 Type: DeletedObject

An object that has been deleted

Element	Type	Optional	Description
resourceURL	xsd:anyURI	No	The resource URL of the deleted object.
lastModSeq	xsd:unsignedLong	Yes	Last mod-sequence value associated with the deleted object.  A server supporting Strict Synchronization MUST provide this element in responses to the client.
correlationId	xsd:string	Yes	Unique correlation ID associated with the object, if any. See section 5.1.12.2.  The server SHOULD provide the correlationId in deleted object notifications if it was known by the server when the object was created. However the server MAY omit the correlationId from expired object notifications.
correlationTag	xsd:string	Yes	Correlation tag associated with the object. See section 5.1.12.3.  The server SHOULD provide the correlationId in deleted object notifications if it was known by the server when the object was created. However the server MAY omit the correlationId from expired object notifications.

### 5.3.2.26 Type: DeletedFolder

A folder that has been deleted

Element	Type	Optional	Description
resourceURL	xsd:anyURI	No	The resource URL of the deleted folder.
lastModSeq	xsd:unsignedLong	Yes	Last mod-sequence value associated with the deleted folder.  A server supporting Strict Synchronization MUST provide this element in responses to the client.

### 5.3.2.27 Type: ChangedObject

An object that has been changed

Element	Type	Optional	Description
parentFolder	xsd:anyURI	No	Resource URL of the parent folder that contains the object.
flags	FlagList	No	List of flags associated with the object.
resourceURL	xsd:anyURI	No	The resource URL of the changed object.
lastModSeq	xsd:unsignedLong	Yes	Last mod-sequence value associated with the object. A server supporting Strict Synchronization MUST provide this element in responses to the client.
correlationId	xsd:string	Yes	Unique correlation ID associated with the object, if any. See section 5.1.12.2.
correlationTag	xsd:string	Yes	Correlation tag associated with the object. See section 5.1.12.3.

### 5.3.2.28 Type: ChangedFolder

A folder that has been changed

Element	Type	Optional	Description
parentFolder	xsd:anyURI	No	Resource URL of the parent folder that contains this folder.
resourceURL	xsd:anyURI	No	The resource URL of the changed folder.
name	xsd:string	No	The name of the folder.
lastModSeq	xsd:unsignedLong	Yes	Last mod-sequence value associated with the folder. A server supporting Strict Synchronization MUST provide this element in responses to the client.

### 5.3.2.29 Type: ResetBox

A box that has been reset

Element	Type	Optional	Description
(empty)			In the current version of this specification, this type is empty.

### 5.3.2.30 Type: PathList

Paths (i.e. location) of a list of objects or folders

Element	Type	Optional	Description
path	xsd:string [1..unbounded]	No	The location of the object or folder in the hierarchical storage. The number of paths MAY be limited by the server.

A root element named pathList of type PathList is allowed in request bodies

### 5.3.2.31 Type: Response

Status of a single operation in a given bulk operation (e.g. bulk creation, bulk pathToId)

Element	Type	Optional	Description
code	xsd:unsignedShort	No	HTTP status code (e.g. 200, 400, 404, etc.)
reason	xsd:string	No	HTTP status string (e.g. OK, Bad Request, Not Found, etc.)
success	Reference	Choice	Object or folder reference which a given bulk operation (e.g. bulk creation, bulk pathToId) could successfully act upon.  This element MUST be present when a bulk operation on a given object/folder was successful.
failure	common:RequestError	Choice	The error that occurred when attempting to operate on a single object/folder in a bulk operation.  This element MUST be present when a bulk operation on a given object/folder resulted in a failure.

XSD modelling uses a “choice” to select either success or failure.

### 5.3.2.32 Type: BulkResponseList

Response to a bulk operation (e.g. bulk creation, bulk pathToId)

Element	Type	Optional	Description
response	Response[1..unbounded]	No	List of responses. See section 6.8.5.3.

A root element named bulkResponseList of type BulkResponseList is allowed in response bodies.

### 5.3.2.33 Type: Empty

A dummy element

Element	Type	Optional	Description
(empty)		No	This type is empty and used as a dummy element, to overcome some limitations, for example: <ol style="list-style-type: none"> <li>1. HTTP PUT requires a body, but the semantics of the request/response may not need that body.</li> </ol>

- |  |  |  |  |
|--|--|--|--|
|  |  |  | 2. Some implementations may not be able to support non-existent (empty) HTTP body. |
|--|--|--|--|

A root element named empty of type Empty is allowed in request and/or response bodies.

### 5.3.3 Enumerations

The subsections of this section define the enumerations used in the NMS API.

#### 5.3.3.1 Enumeration: SearchTypeEnum

Type of search or event filtering to perform. For details and the corresponding names and values see sections 6.7 and 6.13.

Enumeration	Description
Date	Searching for object stored by date.
Attribute	Searching for objects or folders that contain a specified attribute that matches the given attribute value.
AllTextAttributes	Denotes case-insensitive substring search across all searchable text attributes (e.g. subject, transcript, name, TextContent etc.).
Flag	Searching for objects that do or do not have the specified flag.
WholeWord	Denotes whole word search across all text attributes and textual payload parts (also known as full text search, as opposed to substring search).
VanishedObjects	Searching for objects that were recently permanently deleted.
CreatedObjects	Searching for existing objects that were created in the store since a previous CreatedObjects search.
PresetSearch	This search type allows the client to activate a named pre-configured search on the server.

#### 5.3.3.2 Enumeration: LogicalOperatorEnum

Logical operator to apply to multiple search criteria

Enumeration	Description
And	Logical AND.
Or	Logical OR.
Not	Logical NOT. If the operator has the value NOT and there is more than one SearchCriterion, then the resulting operation is equivalent to first applying AND to all criteria and then applying NOT:  NOT (criteria1 AND criteria2 AND ...criteriaN)

#### 5.3.3.3 Enumeration: SortTypeEnum

Type of sort to perform

Enumeration	Description
-------------	-------------

Date	Sorting elements by date. This sort is by the date recorded internally by the NMS, and may not correspond to the value of any Date attribute.
Attribute	Sorting elements by a specified attribute.

### 5.3.3.4 Enumeration: sortOrderEnum

Order of sort to perform

Enumeration	Description
Ascending	Sort in ascending order.
Descending	Sort in descending order.

The sort locale and/or collation order is determined by the server according to service provider policy.

## 5.3.4 Values of the Link “rel” attribute

The “rel” attribute of the Link element is a free string set by the server implementation, to indicate a relationship between the current resource and an external resource. The following are possible strings (this list is non-exhaustive, and can be extended):

- folder
- nmsSubscription

These values indicate the kind of resource that the link points to.

## 5.4 Sequence Diagrams

The following subsections describe the resources, methods and steps involved in typical scenarios.

The notification URL passed by the client during the subscription step can be a Client-side Notification URL, or a Server-side Notification URL. Refer to [REST\_NetAPI\_NotificationChannel] for sequence flows illustrating the creation of a Notification Channel and obtaining a Server-side Notification URL on the server-side, and its use by the client.

In a sequence diagram, a step which involves delivering a notification is labeled with “POST or NOTIFY”, where “POST” refers to delivery via the HTTP POST method, and “NOTIFY” refers to delivery using the Notification Channel [REST\_NetAPI\_NotificationChannel].

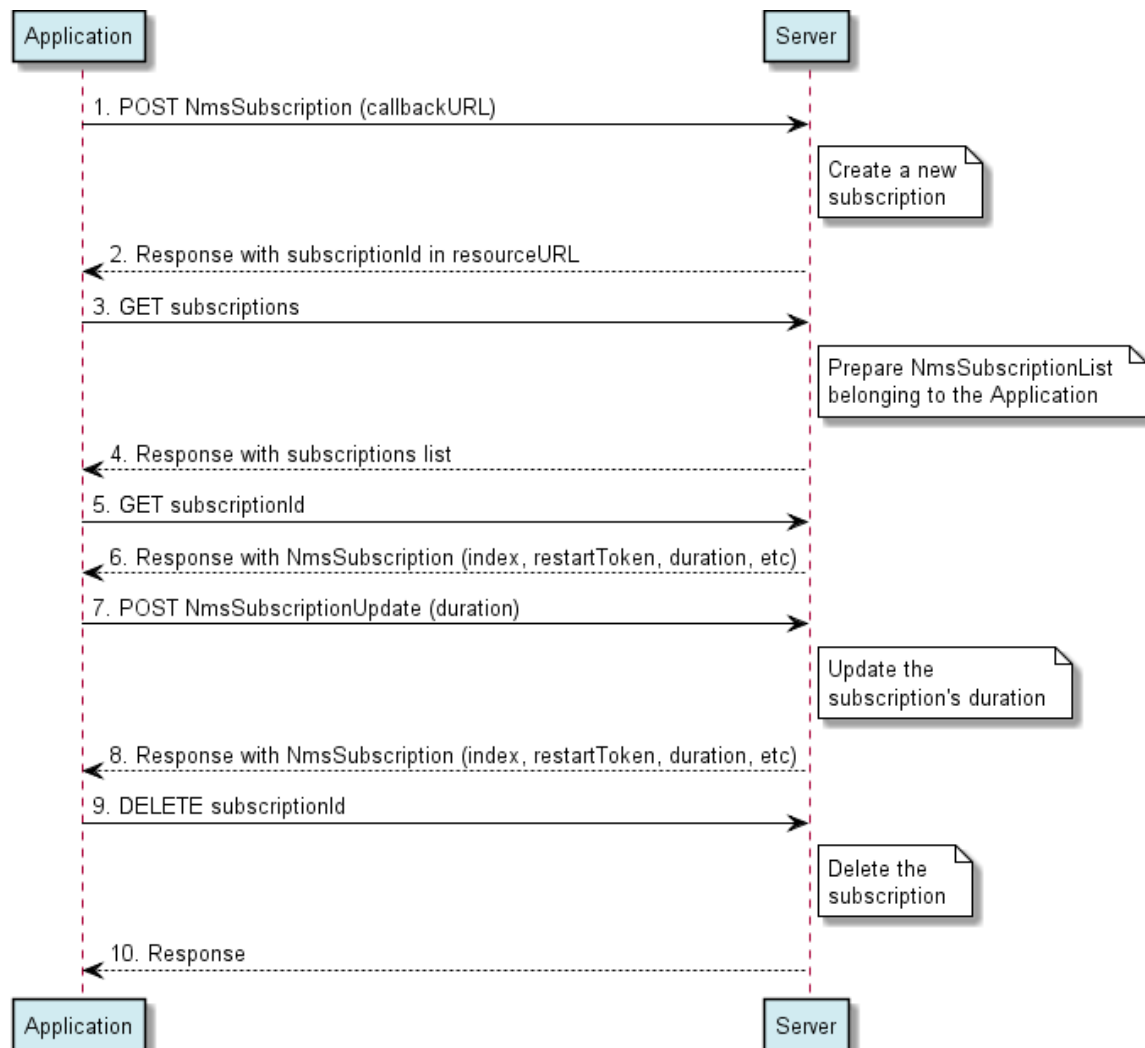
### 5.4.1 Subscription to NMS notifications

This figure below shows a scenario for an application subscribing to NMS notifications, querying for a list of active subscriptions, querying information pertaining to a subscription, updating a subscription (e.g. extending its duration) and unsubscribing to NMS notifications.

The resources:

- To subscribe to NMS notifications, create a new resource under **http://{serverRoot}/nms/{apiVersion}/{storeName}/{boxId}/subscriptions**
- To retrieve list of active subscriptions, read the following resource **http://{serverRoot}/nms/{apiVersion}/{storeName}/{boxId}/subscriptions**
- To retrieve information about an individual subscription, read the following resource **http://{serverRoot}/nms/{apiVersion}/{storeName}/{boxId}/subscriptions/{subscriptionId}**

- To extend the life (duration) of a subscription and/or ask the subscription to restart the notification stream from a known past point (restartToken) , update the following resource  
**http://{serverRoot}/nms/{apiVersion}/{storeName}/{boxId}/subscriptions/{subscriptionId}**
- To cancel subscription to NMS notifications delete the resource under  
**http://{serverRoot}/nms/{apiVersion}/{storeName}/{boxId}/subscriptions/{subscriptionId}**



**Figure 2: NMS notifications subscription**

Outline of the flows:

1. An application subscribes to NMS notifications using the POST method to submit the NmsSubscription data structure to the resource containing all subscriptions.
2. The application receives the result resource URL containing the subscriptionId.
3. An application requests the list of active subscriptions, using the GET method to the resource containing all subscriptions.
4. The server returns subscriptions list belonging to the application in the response.
5. An application requests information pertaining to an individual subscription using the GET method to the resource.
6. The server returns subscription's data which includes index, restartToken, duration, etc. in the response.



7. An application extends a subscription's life (duration) using the POST method to submit the NmsSubscriptionUpdate data structure to the resource.
8. The server extends the subscription's duration accordingly and returns the update subscription's data which includes index, restartToken, duration, etc.
9. The application stops receiving notifications (on a given subscription) using DELETE with the resource URL containing the subscriptionId.
10. Deletion confirmation.

## 5.4.2 Synchronization with NMS

### 5.4.2.1 Strict Synchronization

This figure below shows a scenario for an application wishing to synchronize its local message storage with the NMS. Typically, this scenario happens if an application with a local storage is off-line for a period of time (e.g. during a flight) and wishing to sync back with the network message storage.

Synchronization with the NMS is yet another form of subscribing to NMS notifications with the inclusion of the "restartToken" parameter the client application is aware of (from the last notification it received prior to going off-line).

The resources:

- To subscribe to NMS notifications while needing to synchronize (e.g. after being off-line for some time), include "restartToken" parameter in the request to create a new resource under  
**http://{serverRoot}/nms/{apiVersion}/{storeName}/{boxId}/subscriptions**
- To recover lost events by requesting the subscription to restart the notification stream from a last known restartToken, update the following resource  
**http://{serverRoot}/nms/{apiVersion}/{storeName}/{boxId}/subscriptions/{subscriptionId}**

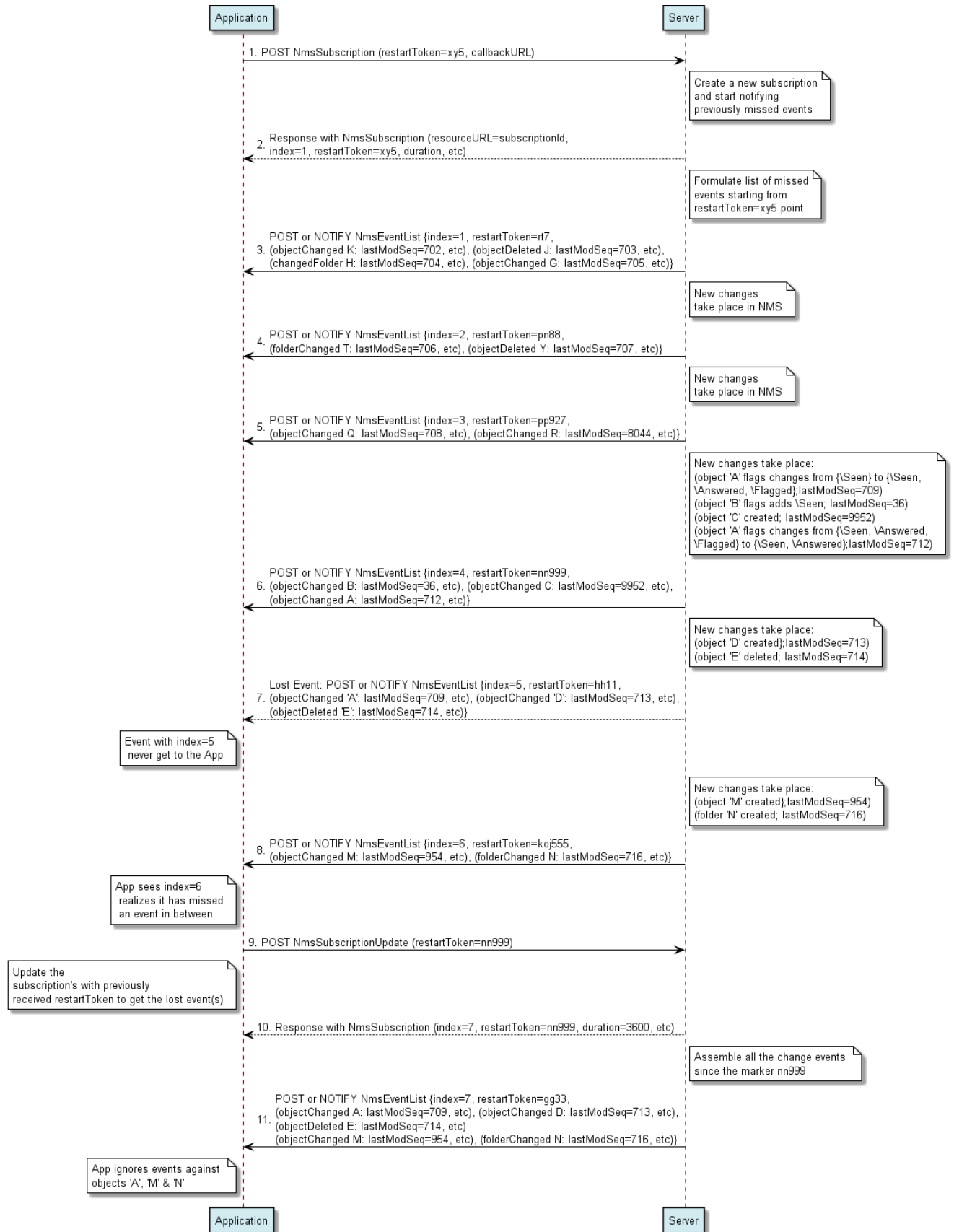


Figure 3: Strict synchronization with NMS

Outline of the flows:

1. An application subscribes to NMS notifications using the POST method to submit the NmsSubscription data structure including the last known “restartToken” value to the resource containing all subscriptions.
2. The application receives the result resource URL containing the subscriptionId as well as index value which starts at 1 for a new notification subscription.
3. The server compares the client’s “restartToken” received in the subscription request with its own state information. Assuming that there are changes, the server formulates a list of events the client has missed (while being off-line) and sends that in an NmsEventList data structure to the client.
4. After some time new changes take place in the NMS which results in the application receiving a new list of notifications. Note that the notifications list reported in step #3 and #4 may be filtered by the server if instructed by the client application (see section 5.4.3 for further information on notification filtering mechanism use case).
5. Some new changes take place in NMS and the events are reported to the application.
6. More changes take place in NMS and they are reported to the application. However, an object ‘A’ is changed twice and lastModSeq reflects these two changes. The events are reported to the application out of order (for whatever reason). That is the latest change in object ‘A’ (marked by object’s A lastModSeq = 712) is reported to the application.
7. More changes take place in NMS however, the event (marked by index = 5) is lost and the application never receives it. The server is not aware of this fact.
8. More changes happen in NMS and the server formulates the next NmsEventList (marked by index = 6) and send it to the application. The application realizes that it has index = 4 already and instead of event with index = 5, it has received the event marked as index = 6. It realizes that it has lost a event in between.
9. The application updates the subscription using POST method to the resource and submits the NmsSubscriptionUpdate data structure with the last known restartToken = nn999.
10. The server returns the updated subscription’s data which includes the next index, restartToken, and the effective subscription duration, etc.
11. The server assembles all the events since the indicated marker by the client (i.e. restartToken = nn999) and sends the events to the application. The application recognizes that object ‘A’ in its local storage contains a higher lastModSeq value (i.e. lastModSeq = 712) than the one received in the event (i.e. lastModSeq = 709). Similarly, the changes against objects ‘M’ and ‘N’ are duplicates (as it had already been received by the client application). Hence the client ignores the events against objects ‘A’, ‘M’, ‘N’ and processes the other events in the list accordingly.

#### 5.4.2.2 Simplified Synchronization

This figure below shows a scenario for an application wishing to synchronize its local message storage with the NMS, by leveraging the simplified selective synchronization. Typically, this scenario happens if an application with a local storage is off-line for a period of time (e.g. during a flight) and wishing to sync back with the network message storage.

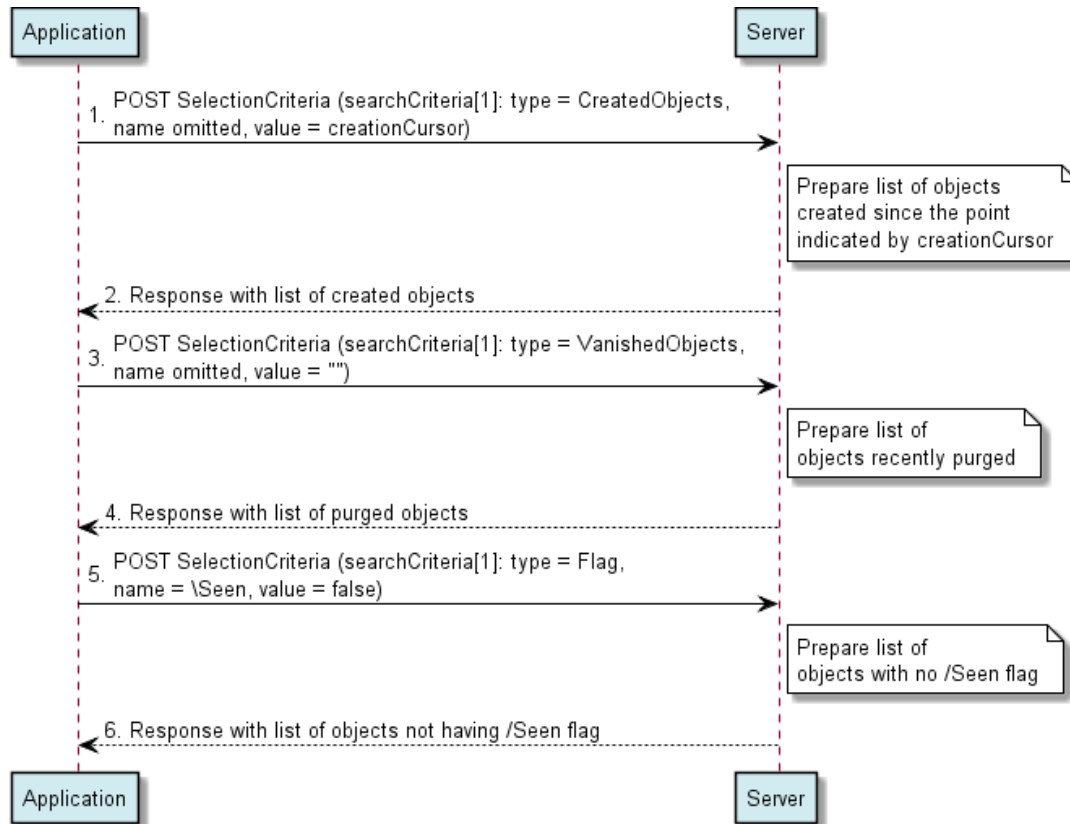
Simplified synchronization with the NMS comprises of a set of search operations based on the last creationCursor value that the client application is aware of (from the last simplified synchronization performed prior to going off-line).

The client can initiate the simplified synchronization either asynchronously (i.e. in a ‘pull’ fashion, for example periodically, or triggered by some user operation) or after receiving some change notification.

The resources:

To search NMS needing to synchronize, use the following resource

**<http://{serverRoot}/nms/{apiVersion}/{storeName}/{boxId}/objects/operations/search>**



**Figure 4: Simplified synchronization with NMS**

The client SHALL follow the following steps:

1. Search for new objects - SelectionCriteria.searchCriteria.criterion[1]:type = CreatedObjects ,name omitted, value = creationCursor value known to the application (from a previous CreatedObjects search response) or an empty string if no such value is known to the application.
2. The server responds with all existing objects created since the point indicated by the creationCursor provided (in the value element of search criterion).
3. Search for purged objects - SelectionCriteria.searchCriteria.criterion[1]:type = VanishedObjects,name omitted, value = "" (empty string).
4. The server responds with all objects that have recently been permanently deleted.
5. Search for objects that do not carry the "\Seen" flag.  
SelectionCriteria.searchCriteria.criterion[1]: type = Flag, name = \Seen, value = false.  
This step assumes that most objects in the store are read (seen), therefore searching for non "\Seen" objects optimizes the retrieval of a relatively short list of objectIds.
6. The server responds with all objects that have the flag unset, and therefore all the others have the flag set.

Optionally (not shown in the diagram), use similar approach to synchronize other significant flags. The rest of the flags will not be synchronized into the local store.

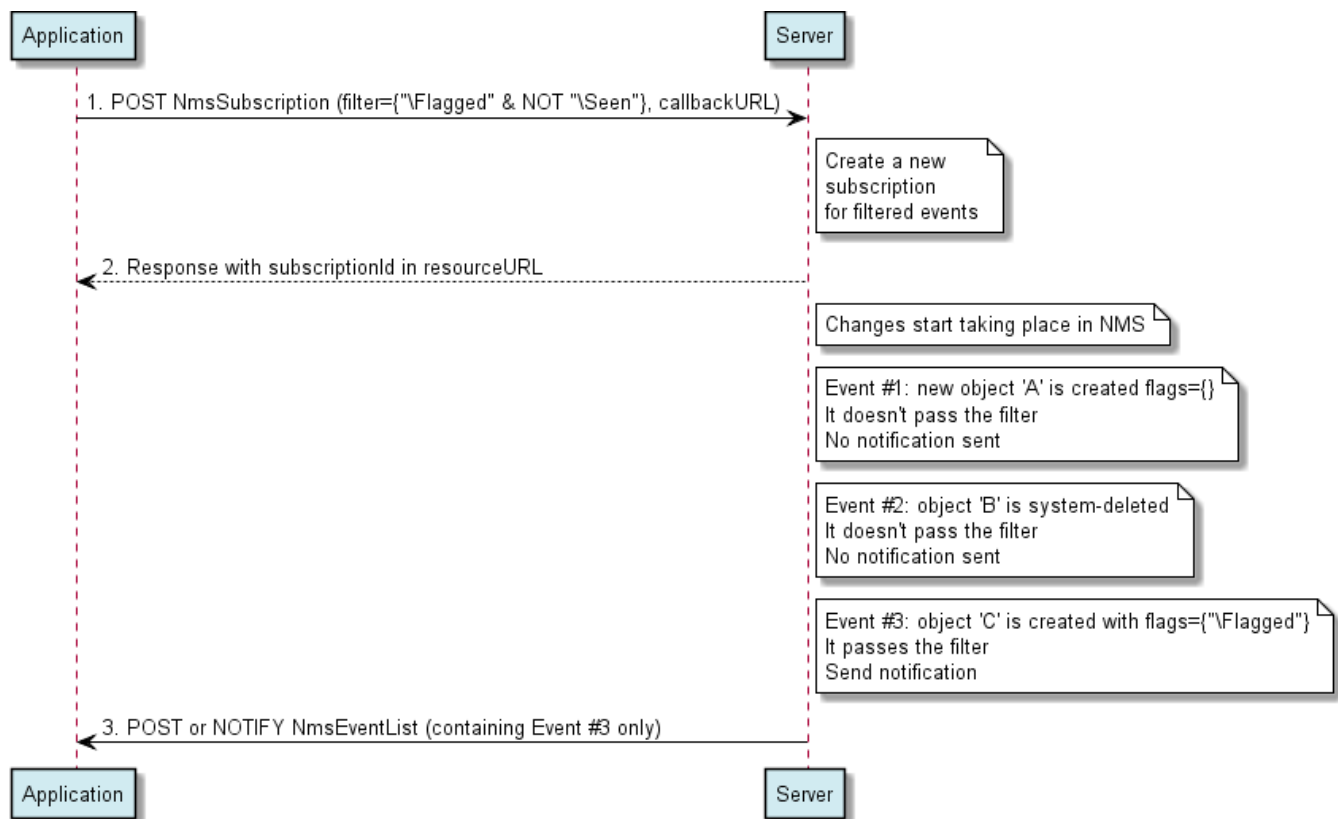
### 5.4.3 Subscription to filtered NMS Notifications

This figure below shows a scenario for an application wishing to subscribe to certain NMS notifications. That is the application is not requiring to receive notifications for all the NMS changes.

Filtering NMS notifications is declared at the time of subscription creation where the client application passes in the request, the filter parameter which informs the server of the type of events it is interested to receive.

The resources:

- To subscribe to filtered NMS notifications include “filter” parameter in the request to create a new resource under **http://{serverRoot}/nms/{apiVersion}/{storeName}/{boxId}/subscriptions**



**Figure 5: Subscribing to filtered NMS notifications**

Outline of the flows:

1. An application subscribes to NMS notifications using the POST method to submit the NmsSubscription data structure including “filter” element (set as any object tagged urgent (i.e. has flag = \Flagged) and not yet read (not \Seen)) to the resource containing all subscriptions.
2. The application receives the result resource URL containing the subscriptionId.

Three events take place in NMS in the following order. However, only event #3 passes the filter.

Event #1: a new object is created with no flags set

Event #2: an object is system-deleted (expired) by NMS

Event #3: a new object is created with flags set to \Flagged (and \Seen flag is not present). This event passes the filter.

3. The application receives a list of notifications (containing one event) meeting the criteria (i.e. flags element containing the “\Flagged” and “\Seen” flag is not present) set by the application in the filter element of NmsSubscription data structure when subscribing to the notifications (in step #1).

### 5.4.4 Operations on folders

This figure below shows a scenario for retrieving properties of a folder and listing its containing objects and subfolders, creating a folder, deleting a folder, renaming a folder, moving a folder, copying a folder, searching and retrieving information about a set of selected folders matching a given criteria and inquiring about a folder’s resource URL using its location/path.

The resources:

- To retrieve properties of a folder including list of containing objects and subfolders, read the following resource **http://{serverRoot}/nms/{apiVersion}/{storeName}/{boxId}/folders/{folderId}**
  - Note: query string parameters control the amount of information returned in the response (e.g. exclude both subFolders element and objects element from the response or only include subFolders element in the response). Also control the maximum number of entries (subfolders/objects) to be returned in the response.
- To create a folder, create a new resource under **http://{serverRoot}/nms/{apiVersion}/{storeName}/{boxId}/folders**
- To delete a folder including its containing objects and subfolders, delete the following resource **http://{serverRoot}/nms/{apiVersion}/{storeName}/{boxId}/folders/{folderId}**
- To rename a folder, update the following resource **http://{serverRoot}/nms/{apiVersion}/{storeName}/{boxId}/folders/{folderId}/[ResourceRelPath]**
- To move folder(s) including its containing objects and subfolders to another folder, use the following resource **http://{serverRoot}/nms/{apiVersion}/{storeName}/{boxId}/folders/operations/moveToFolder**
- To copy folder(s) including its containing objects and subfolders to another folder, use the following resource **http://{serverRoot}/nms/{apiVersion}/{storeName}/{boxId}/folders/operations/copyToFolder**
- To search and retrieve information about a set of selected folders matching a given criteria, use the following resource **http://{serverRoot}/nms/{apiVersion}/{storeName}/{boxId}/folders/operations/search**
- To search the user's network storage for the root folder(s), use the following resource **http://{serverRoot}/nms/{apiVersion}/{storeName}/{boxId}/folders/operations/search**
- To inquire about a folder's resource URL using its location/path, use the following resource **http://{serverRoot}/nms/{apiVersion}/{storeName}/{boxId}/folders/operations/pathToId**
  - Note: query string parameter can be used to retrieve folder reference (i.e. Resource URL) for a single folder using its path.

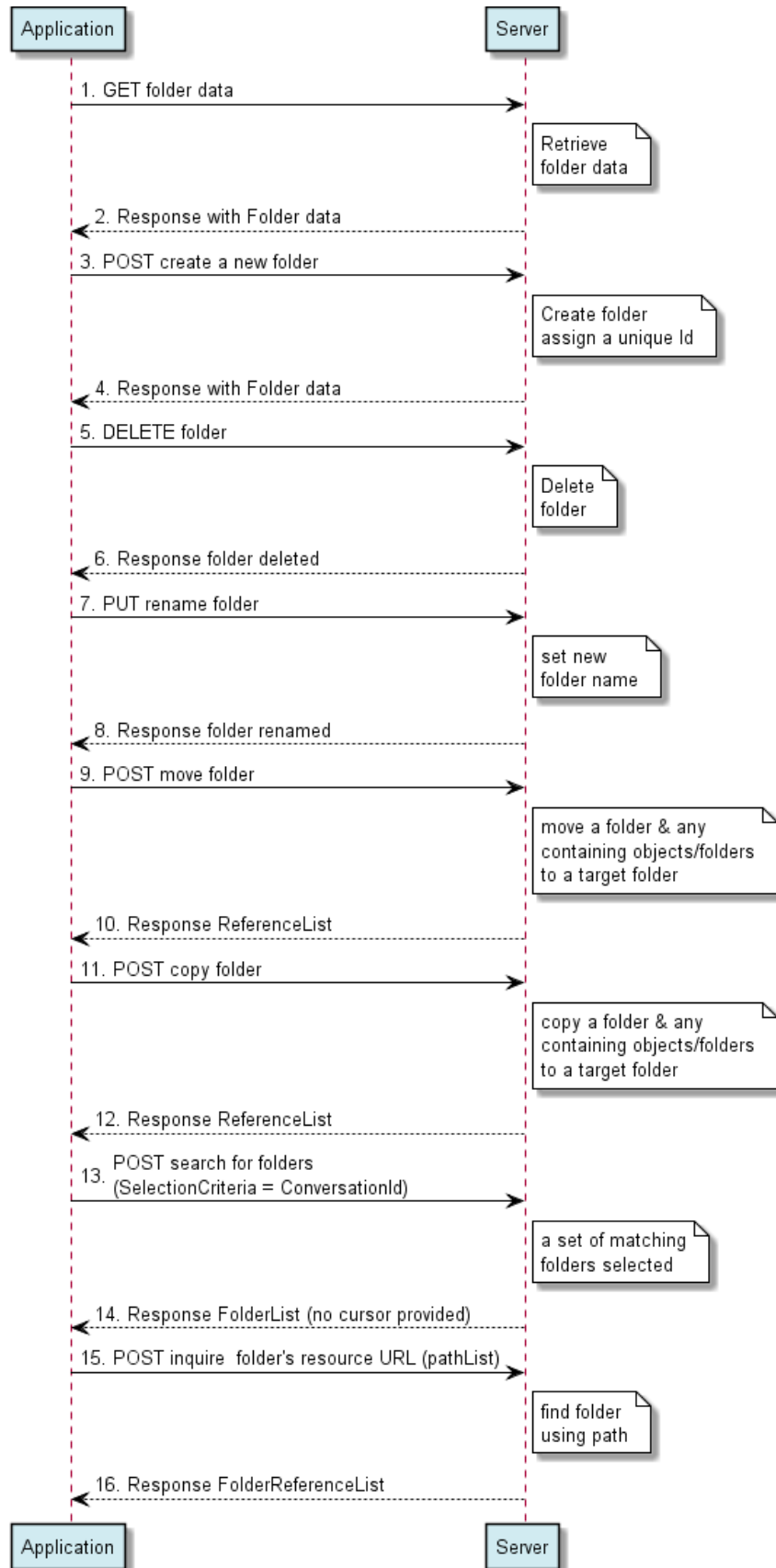


Figure 6: Operations on folders

Outline of the flows:

1. An application requests a folder's data using the GET method on the resource.
2. The server returns folder's data in the response.
3. An application requests to create a folder using the POST method on the resource.
4. The server creates the folder, assigns it a unique folderId and confirms folder creation in the response.
5. An application requests a folder to be deleted using the DELETE method on the resource.
6. The server confirms folder deletion in the response. All the contained objects and subfolders are also deleted.
7. An application requests a folder to be renamed using the PUT method on the Light-weight Resource representing the folder name parameter of a given folder.
8. The server returns the folder's new name in the response.
9. An application requests a folder including all the containing objects and subfolders to be moved to a target folder using the POST method on the resource representing moveToFolder.
10. The server returns a ReferenceList containing a reference to all the objects and folders moved as a result. As part of this operation the paths of the moved objects and folders have been changed which is reflected in the returned ReferenceList.
11. An application requests a folder including all the containing objects and subfolders to be copied to a target folder using the POST method on the resource representing copyToFolder.
12. The server returns (synchronously or asynchronously) a ReferenceList containing a reference to all the new objects and folders which have been created as a result. For further information see section 6.15.5.
13. An application searches to retrieve information about a set of folders meeting a given SelectionCriteria (e.g. all the folders having a certain Conversation-Id value) using the POST method.
14. The server returns a FolderList containing all the folders matching the requested criteria. Here, it is assumed that the list is smaller than the Maximum response size. Hence, the server could return the complete FolderList in one single response. Otherwise, the server had to paginate the response list and flag that to the application by the inclusion of a "cursor" in the FolderList. See section 5.4.6 for an example on the usage of the "cursor".
15. An application inquires to retrieve folder references (i.e. Resource URL) for a set of folders using folders' path as the key. The request uses a POST method on the resource representing pathToId.
16. The server returns a FolderReferenceList in the response containing a reference to all the requested folders.

## 5.4.5 Operations on objects

This figure below shows a scenario for retrieving properties of an object, retrieving just the flags associated with an object, retrieving the entire payload of an object at once or retrieving an individual payload part of an object, updating individual flags associated with an object, creating an object, deleting an object, moving an object, copying an object, searching a folder and the subtree beneath it for a set of objects (e.g. messages) matching a given criteria and inquiring about an object's resource URL using its location/path.

The resources:

- To retrieve properties (location, associated attributes and flags, parent's folder and link(s) to its payload) of an object, read the following resource  
**http://{serverRoot}/nms/{apiVersion}/{storeName}/{boxId}/objects/{objectId}**
- To retrieve the flags associated with an object, read the following resource  
**http://{serverRoot}/nms/{apiVersion}/{storeName}/{boxId}/objects/{objectId}/flags**
- To retrieve the entire payload of an object at once or retrieve an individual payload part of an object, read a dynamically allocated resource which is provided by the server as a property of the given {objectId}. The resource URL of the payload is not known by the client application in advance and may be of any form (e.g. /example/CDNstorage/100/blob456) and outside of the scope of this document.



- To update an individual flag associated with an object, update the following resource  
**http://{serverRoot}/nms/{apiVersion}/{storeName}/{boxId}/objects/{objectId}/flags/{flagName}**
- To create an object, create a new resource under  
**http://{serverRoot}/nms/{apiVersion}/{storeName}/{boxId}/objects**
- To delete an object, delete the following resource  
**http://{serverRoot}/nms/{apiVersion}/{storeName}/{boxId}/objects/{objectId}**
- To move object(s) to a folder, use the following resource  
**http://{serverRoot}/nms/{apiVersion}/{storeName}/{boxId}/folders/operations/moveToFolder**
- To copy object(s) to a folder, use the following resource  
**http://{serverRoot}/nms/{apiVersion}/{storeName}/{boxId}/folders/operations/copyToFolder**
- To search a folder including its containing objects and subfolders for a set of objects matching a given criteria, use the following resource **http://{serverRoot}/nms/{apiVersion}/{storeName}/{boxId}/objects/operations/search**
- To inquire about an object's resource URL using its location/path, use the following resource  
**http://{serverRoot}/nms/{apiVersion}/{storeName}/{boxId}/objects/operations/pathToId**
  - Note: query string parameter can be used to retrieve object reference (i.e. Resource URL) for a single object using its path.

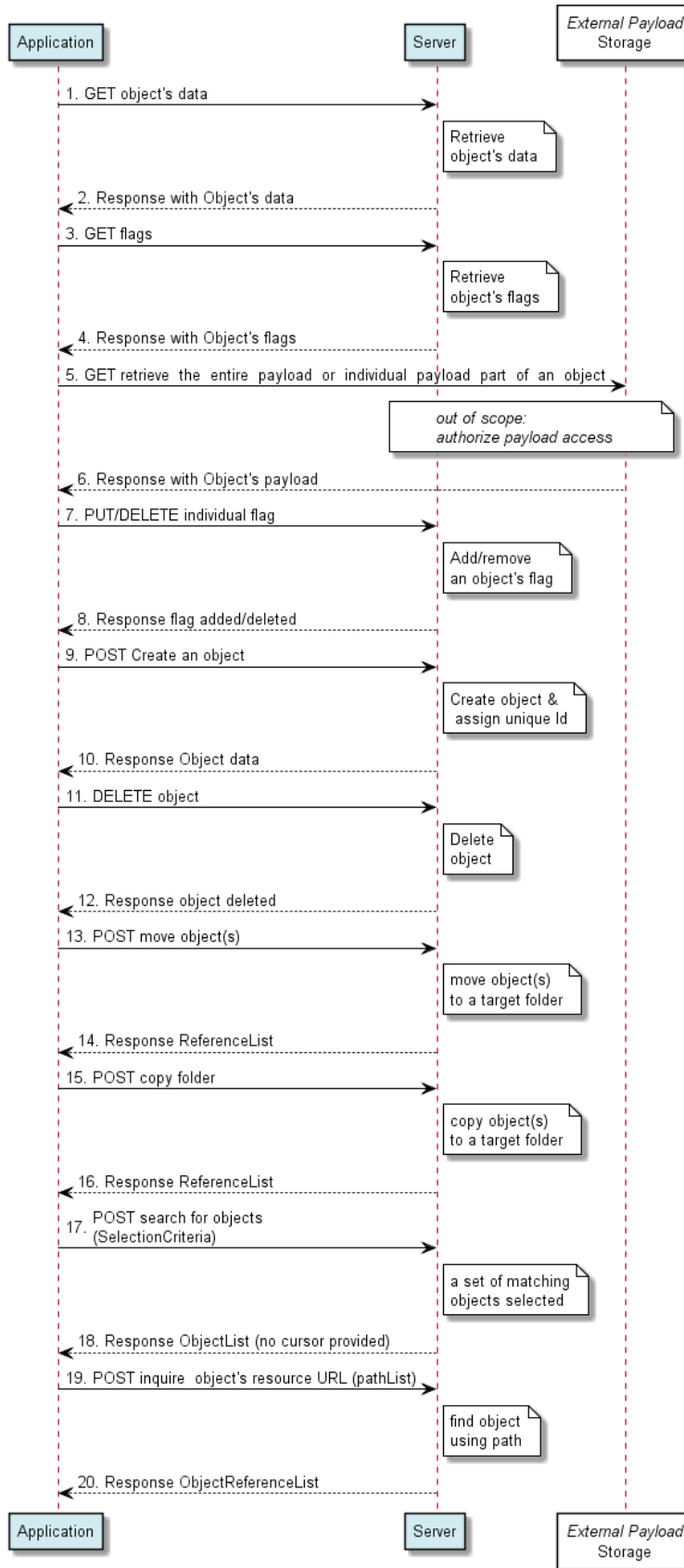


Figure 7: Operations on objects

Outline of the flows:

1. An application requests an object's data using the GET method on the resource.
2. The server returns object's data in the response.
3. An application requests flags associated with an object using the GET method on the resource.
4. The server returns flags list in the response.
5. An application requests to retrieve the entire payload of an object at once or retrieve an individual payload part of an object using the GET method on the payload link provided as part of Object's data in step #1.
6. The external payload storage server (after authorizing access which is out of scope of this document) returns the payload in the response.
7. An application requests adding/removing an individual flag to/from an object using the PUT/DELETE method on the resource representing the flag name.
8. The server confirms with either the flag name for adding or HTTP 204 (No Content) response for deleting the flag name.
9. An application requests to create an object using the POST method on the resource.
10. The server creates the object, assigns it a unique objectId and confirms object creation in the response.
11. An application requests a object to be deleted using the DELETE method on the resource.
12. The server confirms object deletion in the response.
13. An application requests an object(s) to be moved to a target folder using the POST method on the resource representing moveToFolder.
14. The server returns a ReferenceList containing a reference to all the objects moved. As part of this operation the paths of the moved objects have been changed which is reflected in the returned ReferenceList.
15. An application requests object(s) to be copied to a target folder using the POST method on the resource representing copyToFolder.
16. The server returns a ReferenceList containing a reference to all the new objects which were created as a result.
17. An application searches to retrieve information about a set of objects meeting a given SelectionCriteria (e.g. all the objects having Message-Context = "pager-message") using the POST method.
18. The server returns a ObjectList containing all the objects matching the requested criteria. Here, it is assumed that the list is smaller than the Maximum response size. Hence, the server could return the complete ObjectList in one single response. Otherwise, the server had to paginate the response list and flag that to the application by the inclusion of a "cursor" in the ObjectList. See section 5.4.6 for an example on the usage of the "cursor".
19. An application inquires to retrieve object references (i.e. Resource URL) for a set of objects using objects' path as the key. The request uses a POST method on the resource representing pathToId.
20. The server returns a ObjectReferenceList in the response containing a reference to all the requested objects.

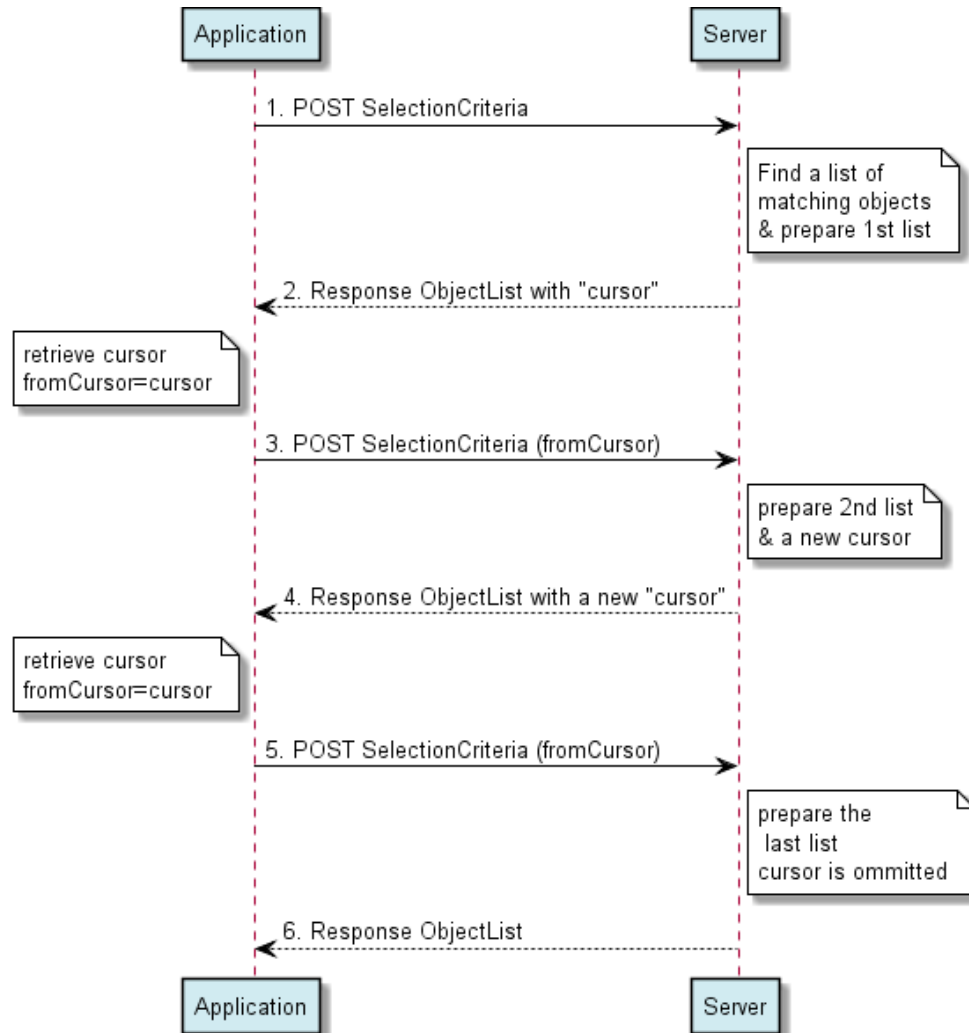
## 5.4.6 Retrieving a large list of objects

This figure below shows a scenario for retrieving a large list of objects which would require multiple queries in order to retrieve the entire response. Responses containing a large list of objects which exceeds maximum allowable response size would normally result from a search over the entire message store. The retrieval of such a large list is managed by the usage of a "cursor" which is provided by the server in the first batch of the list (i.e. the first response). The client application would then need to use the provided "cursor" in the subsequent retrieval request in order to signal to the server that it is interested to receive the remaining portion of the list. This rendezvous mechanism using the "cursor" (i.e. cursor" element of ObjectList) continues until the server signals the end of the list by omitting the "cursor" from the final response.

The resources:

- To search and retrieve all the messages meeting a given criteria include an appropriate “SelectionCriteria” parameter in the request using the following resource  
**http://{serverRoot}/nms/{apiVersion}/{storeName}/{boxId}/objects/operations/search**

Note: The same cursor mechanism is employed for the retrieval of a large list of folders which exceeds the maximum allowable response size. Except that, the resource used is the following instead (this is not depicted in the figure below)  
**http://{serverRoot}/nms/{apiVersion}/{storeName}/{boxId}/folders/operations/search**



**Figure 8: Retrieving a large list of objects**

Outline of the flows:

1. An application searches the user’s message store using the POST method with the SelectionCriteria data structure appropriately set (e.g. all messages between 2013-01-01 and 2013-11-10).
2. The server, finds all the objects (e.g. messages) meeting the selection criteria and since the number of selected objects is larger than the maximum entries allowed to be returned in the response, it paginates the list by responding with the 1<sup>st</sup> partial list and inclusion of a “cursor”.
3. The application finds the cursor in the response and sets fromCursor=cursor in the subsequent repeated request (i.e. POST SelectionCriteria data where the selection criteria is the same as in the 1<sup>st</sup> request (i.e. step #1)).

4. The server, again since the remaining number of objects is larger than the maximum entries allowed to be returned in the response, responding with the 2<sup>nd</sup> partial list and inclusion of a new “cursor”.
5. The application finds the new cursor in the response and sets fromCursor=cursor in the subsequent repeated request (i.e. POST SelectionCriteriaData where the selection criteria is the same as in the 1<sup>st</sup> request (i.e. step #1)).
6. The server, since the remaining number of objects is less than the maximum entries allowed to be returned in the response, it responding with the last remaining list and omission of a “cursor”. The absence of the “cursor” in the last response signals the application that the list is now completed.

### 5.4.7 Discovering the user’s storage hierarchical structure

This figure below shows a scenario for discovering the “root” folder (assuming a single root in the depicted figure) and subsequently the traversal of the storage hierarchical structure. To discover the root folder, a search operation for a folder containing an attribute named “Root” with the attribute value of “Yes” is used (For further information see section 5.1.6). This way, the client application can discover and retrieve the properties of the root folder and a list of references to its containing objects and subfolders. In turn, the listed subfolders resource URLs can be used to traverse the entire tree, one step at a time leading to the discovery of the hierarchical structure of the user’s message store.

If the client intends to retrieve the full content of the storage, another more straightforward way is to perform an /objects/operation/search with no searchCriteria. This will retrieve the complete content of the storage, in batches of a size specified by the client. The client can then derive the hierarchical structure from the path information contained within each object.

The resources:

- To search the user’s network storage for the root folder, use the following resource **http://{serverRoot}/nms/{apiVersion}/{storeName}/{boxId}/folders/operations/search**
- To retrieve the properties of the root folder including the list of containing objects and subfolders, read the following resource **http://{serverRoot}/nms/{apiVersion}/{storeName}/{boxId}/folders/{folderId}**

Note: To retrieve properties of a folder (child of the root folder) including the list of containing objects and subfolders, read the following resource recursively until the entire tree is exhausted  
**http://{serverRoot}/nms/{apiVersion}/{storeName}/{boxId}/folders/{folderId}**

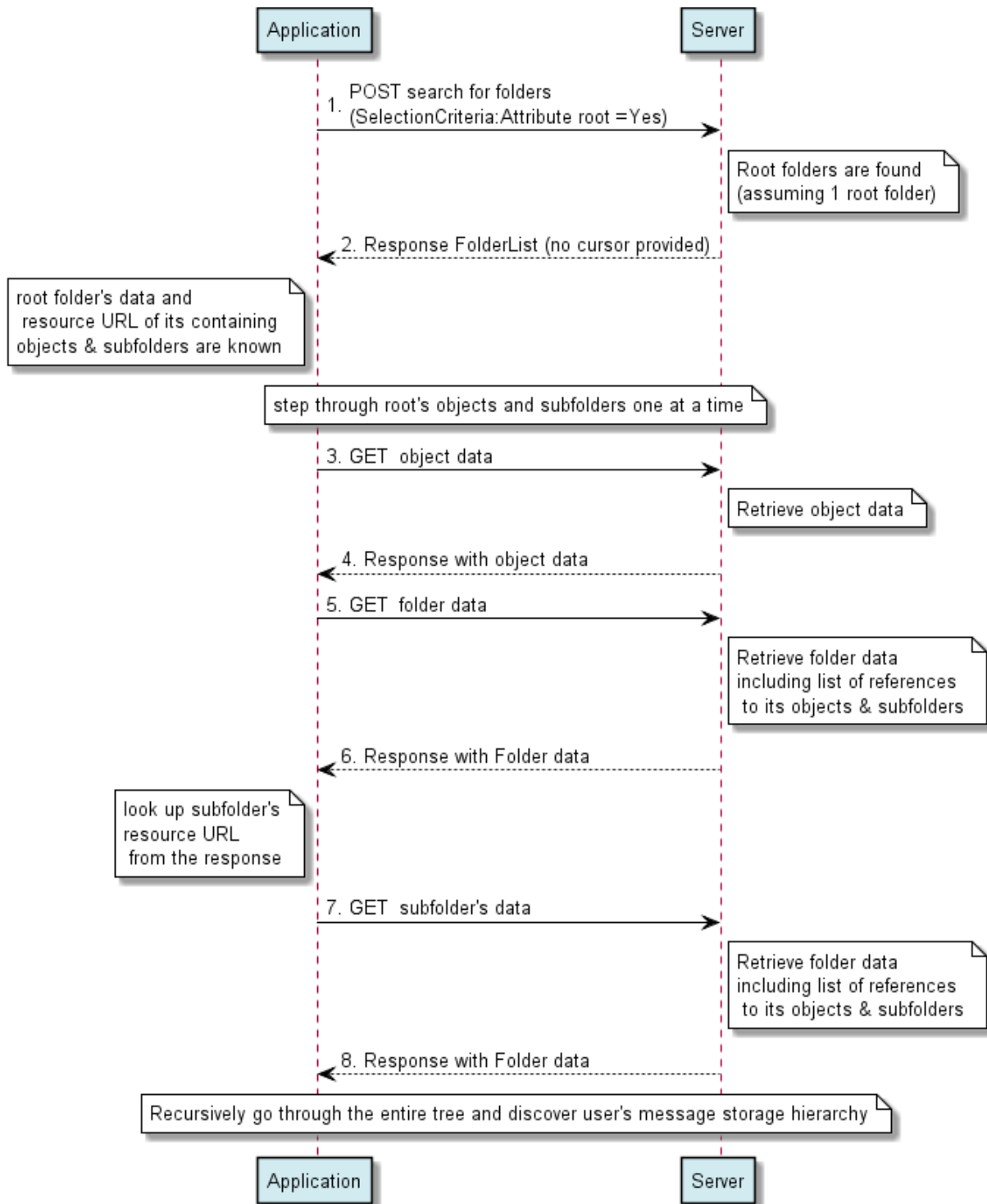


Figure 9: Discovering the user’s storage hierarchical structure

Outline of the flows:

1. An application searches to retrieve information about a set of folders meeting the given SelectionCriteria of attribute named “root” having the value of “Yes” using the POST method.
2. Assuming there is one root folder, the server returns a FolderList containing one Folder data structure (matching the requested criteria of attribute Root =Yes). The Folder data structure returned contains information about the root folder

as well a list of references to its containing objects and subfolders. This list of references can be used by the application to step through the entire user's message store hierarchy and hence discover its tree structure and content.

3. The application requests to retrieve information about the object contained in the root folder using the GET method. Note: This step and step #4 are repeated for as many stand alone objects exist in the root folder.
4. The server returns Object's data in the response.
5. The application requests to retrieve information about one of the subfolders contained in the root folder using the GET method. Note: This step and step #5 are repeated for as many subfolders exist in the root folder.
6. The server returns Folder data in the response.
7. The application requests to retrieve information about one of the subfolders contained in the subfolder of the root folder using the GET method. Note: This step and step #8 are repeated for as many subfolders exist in that level of the tree.
8. The server returns Folder data in the response.

Note: the above steps recursively repeats until the entire user's message store is discovered.

## 5.4.8 Bulk object creation

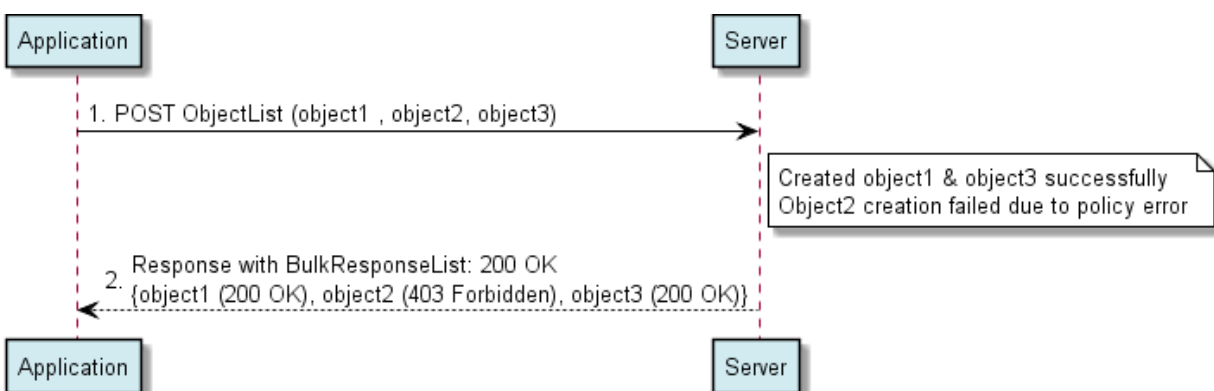
This figure below shows a scenario for an application wishing to create a list of three objects in NMS using a single bulkCreation request.

Two out of three objects are created by the server and one object creation fails due to a prohibited parent folder being named in the request.

The HTTP response code is a 200 OK reflecting that at least one out of three object creations succeeded while the response body includes a list of success or failure status for each of the three objects in the request list

The resources:

- To request a bulk object creation, use the following resource  
**`http://{serverRoot}/nms/{apiVersion}/{storeName}/{boxId}/objects/operations/bulkCreation`**



**Figure 10: Bulk object creation**

Outline of the flows:

1. An application wants to create three objects in a single request using POST method to submit the ObjectList data structure to the resource  

The server successfully creates two out of three objects. Object2 creation fails as the parent folder named in the request (not shown in the diagram above) is a prohibited folder by service provider's policy.

2. The application receives a response containing a 200 Ok for the overall bulk creation operation as some of the objects in the list were created successfully while the response body includes of success or failure status for each of the three objects in the request list. Object2 status in the response body indicates a 403 Forbidden error code.



## 6. Detailed specification of the resources

The following applies to all resources defined in this specification regardless of the representation format (i.e. XML, JSON):

- Reserved characters in URL variables (parts of a URL denoted below by a name in curly brackets) **MUST** be percent-encoded according to [RFC3986]. Note that this always applies, no matter whether the URL is used as a Request URL or inside the representation of a resource (such as in “resourceURL” and “link” elements).
- If a user identifier (e.g. address, participantAddress, etc.) is in the form of an MSISDN, it **MUST** be defined as a global number according to [RFC3966] (e.g. tel:+19585550100). The use of characters other than digits and the leading “+” sign **SHOULD** be avoided in order to ensure uniqueness of the resource URL. This applies regardless of whether the user identifier appears in a URL variable or in a parameter in the body of an HTTP message.
- If an equipment identifier is in the form of a SIP URI, it **MUST** be defined according to [RFC3261].
- If a user identifier (e.g. address, userId, etc) is in the form of an Anonymous Customer Reference (ACR), it **MUST** be defined according to Appendix H of [REST\_NetAPI\_ACR].
  - The ACR ‘auth’ is a supported reserved keyword, and **MUST NOT** be assigned as an ACR to any particular end user. See G.1.2 for details regarding the use of this reserved keyword.
- For requests and responses that have a body, the following applies: in the requests received, the server **SHALL** support JSON and XML encoding of the parameters in the body. The Server **SHALL** return either JSON or XML encoded parameters in the response body, according to the result of the content type negotiation as specified in [REST\_NetAPI\_Common]. In notifications to the Client, the server **SHALL** use either XML or JSON encoding, depending on which format the client has specified in the related subscription. The generation and handling of the JSON representations **SHALL** follow the rules for JSON encoding in HTTP Requests/Responses as specified in [REST\_NetAPI\_Common].

### 6.1 Resource: Resource containing all objects

The resource used is:

**//{serverRoot}/nms/{apiVersion}/{storeName}/{boxId}/objects**

This resource is used for creating a new object (message, file, etc.).

#### 6.1.1 Request URL variables

The following request URL variables are common for all HTTP methods:

Name	Description
serverRoot	Server base url: hostname+port+base path. Port and base path are OPTIONAL. Example: example.com/exampleAPI
apiVersion	Version of the API client wants to use. The value of this variable is defined in section 5.2
storeName	Name of the storage. This variable can be used to allow multi-tenancy (i.e. a server hosting multiple independent stores). The value of this variable is deployment dependent (e.g. in simple deployment scenarios it could be a fixed literal).

boxId	<p>Identifier of designated area within the store (a “box”). The value of this variable depends on the deployment scenario and the service provider’s policy. For example:</p> <ul style="list-style-type: none"> <li>- in deployment scenario where each user is allocated a ‘box’ of its own, the value of “boxId” can be equivalent to the unique identifier of the user (e.g. userId).</li> <li>- in deployment scenario where a ‘box’ is allocated to a group of multiple users (or machines), the value of “boxId” can be a unique identifier of the group</li> <li>- in deployment scenarios where a ‘box’ is allocated to a machine (non-human user), the value of the “boxId” can be a unique identifier of the machine</li> </ul>
-------	---

See section 6 for a statement on the escaping of reserved characters in URL variables.

## 6.1.2 Response Codes and Error Handling

For HTTP response codes, see [REST\_NetAPI\_Common].

For Policy Exception and Service Exception fault codes applicable to Network Message Storage, see section 7.

### 6.1.3 GET

Method not allowed by the resource. The returned HTTP error status is 405. The server should also include the ‘Allow: POST’ field in the response as per section 14.7 of [RFC2616].

### 6.1.4 PUT

Method not allowed by the resource. The returned HTTP error status is 405. The server should also include the ‘Allow: POST’ field in the response as per section 14.7 of [RFC2616].

### 6.1.5 POST

This operation is used for creating a new object.

The request contains both the Object data structure and the payload.

Objects MAY be represented as multipart/form-data entity bodies, where the first entry of the form are the root fields and the second entry of the form are the payload parts. Details about the structure of such objects are defined in [REST\_NetAPI\_Common] and [REST\_WP]. The type of the form entry carrying the root fields part of such an object MUST be Object in this API.

Note: An object returned by the server in response to a client request, or sent by the server to a client in a notification, can alternatively be represented as a list of link elements to the individual payload parts.

#### 6.1.5.1 Example 1: Object creation by parentFolder, response with a location of created resource (Informative)

The following example shows a request for creation of an Object of MIME type multipart/mixed, to be stored under folder id “fld123”, with assigned flags “\Seen” and “\Flagged”.

##### 6.1.5.1.1 Request

```
POST /exampleAPI/nms/v1/myStore/tel%3A%2B19585550100/objects HTTP/1.1
Accept: application/xml
Authorization: BEARER 08776724-6d0d-4aa6-a404-2bc19b5cf903
Host: example.com
Content-Type: multipart/form-data; boundary="=====outer123456==";
Content-Length: nnnn
MIME-Version: 1.0
```

```

=====outer123456==
Content-Type: application/xml
Content-Disposition: form-data; name="root-fields"
Content-Length: nnnn

<?xml version="1.0" encoding="UTF-8"?>
<nms:object xmlns:nms="urn:oma:xml:rest:netapi:nms:1">
  <parentFolder>http://example.com/exampleAPI/nms/v1/myStore/tel%3A%2B19585550100/folders/fld123</parentFolder>
  <attributes/>
  <flags>
    <flag>\Seen</flag>
    <flag>\Flagged</flag>
  </flags>
</nms:object>
=====outer123456==
Content-Type: multipart/mixed; boundary="----sep=--"
Content-Disposition: form-data; name="attachments"

----sep=--
Content-Type: text/plain
Content-Disposition: attachment; filename="body.txt"

See attached photo

----sep=--
Content-Type: image/gif
Content-Disposition: attachment; filename="picture.gif"

GIF89a...binary image data...

----sep=----
=====outer123456=----
```

### 6.1.5.1.2 Response

```

HTTP/1.1 201 Created
Date: Tue, 20 Aug 2013 02:51:59 GMT
Location: http://example.com/exampleAPI/nms/v1/myStore/tel%3A%2B19585550100/objects/obj123
Content-Type: application/xml
Content-Length: nnnn

<?xml version="1.0" encoding="UTF-8"?>
<nms:reference xmlns:nms="urn:oma:xml:rest:netapi:nms:1">
  <resourceURL>http://example.com/exampleAPI/nms/v1/myStore/tel%3A%2B19585550100/objects/obj123</resourceURL>
  <path>/main/conversation5/obj123</path>
</nms:reference>
```

### 6.1.5.2 Example 2: Object creation by parentFolderPath, response with a location of the created resource while the non-existent parent folder is auto-created (Informative)

The following example shows a request for creation of an object under a non-existent parent folder which is auto-created by the server prior to placing the new object in it.

### 6.1.5.2.1 Request

```
POST /exampleAPI/nms/v1/myStore/tel%3A%2B19585550100/objects HTTP/1.1
Accept: application/xml
Authorization: BEARER 08776724-6d0d-4aa6-a404-2bc19b5cf903
Host: example.com
Content-Type: multipart/form-data; boundary="=====outer123456==";
Content-Length: nnnn
MIME-Version: 1.0
```

```
-----outer123456==
Content-Type: application/xml
Content-Disposition: form-data; name="root-fields"
Content-Length: nnnn
```

```
<?xml version="1.0" encoding="UTF-8"?>
<nms:object xmlns:nms="urn:oma:xml:rest:netapi:nms:1">
  <parentFolderPath>/main/myBackups/Football/SavedPictures</parentFolderPath>
  <attributes/>
  <flags>
    <flag>\Seen</flag>
    <flag>\Flagged</flag>
  </flags>
</nms:object>
```

```
-----outer123456==
Content-Type: multipart/mixed; boundary="---sep---"
Content-Disposition: form-data; name="attachments"
```

```
---sep---
Content-Type: text/plain
Content-Disposition: attachment; filename="body.txt"
```

See attached photo

```
---sep---
Content-Type: image/gif
Content-Disposition: attachment; filename="picture.gif"
```

GIF89a...binary image data...

```
---sep---
-----outer123456---
```

### 6.1.5.2.2 Response

```
HTTP/1.1 201 Created
Date: Fri, 23 May 2014 02:51:59 GMT
Location: http://example.com/exampleAPI/nms/v1/myStore/tel%3A%2B19585550100/objects/obj4141
Content-Type: application/xml
Content-Length: nnnn
```

```
<?xml version="1.0" encoding="UTF-8"?>
<nms:reference xmlns:nms="urn:oma:xml:rest:netapi:nms:1">
  <resourceURL>http://example.com/exampleAPI/nms/v1/myStore/tel%3A%2B19585550100/objects/obj4141</resourceURL>
  <path>/main/myBackups/Football/SavedPictures</path>
</nms:reference>
```

### 6.1.5.3 Example 3: Object creation by parentFolderPath, response creation failure due to prohibited location (i.e. requested parent folder) (Informative)

The following example shows a request for creation of an object under a prohibited system folder called /Default which is allowed to be used by CPM participating function only. Other client's attempt to create an object (or folder) under /Default folder is rejected as shown below.

#### 6.1.5.3.1 Request

```
POST /exampleAPI/nms/v1/myStore/tel%3A%2B19585550100/objects HTTP/1.1
Accept: application/xml
Authorization: BEARER 08776724-6d0d-4aa6-a404-2bc19b5cf903
Host: example.com
Content-Type: multipart/form-data; boundary="=====outer123456==";
Content-Length: nnnn
MIME-Version: 1.0
```

```
-----outer123456==
Content-Type: application/xml
Content-Disposition: form-data; name="root-fields"
Content-Length: nnnn

<?xml version="1.0" encoding="UTF-8"?>
<nms:object xmlns:nms="urn:oma:xml:rest:netapi:nms:1">
  <parentFolderPath>/Default</parentFolderPath>
  <attributes/>
  <flags>
    <flag>\Seen</flag>
    <flag>\Flagged</flag>
  </flags>
</nms:object>
-----outer123456==
Content-Type: multipart/mixed; boundary="----sep=--"
Content-Disposition: form-data; name="attachments"

----sep=--
Content-Type: text/plain
Content-Disposition: attachment; filename="body.txt"

See attached photo

----sep=--
Content-Type: image/gif
Content-Disposition: attachment; filename="picture.gif"

GIF89a...binary image data...

----sep=----
-----outer123456=----
```

#### 6.1.5.3.2 Response

```
HTTP/1.1 403 Forbidden
Date: Tue, 20 Nov 2014 20:51:51 GMT
Content-Type: application/xml
Content-Length: nnnn
```

```
<?xml version="1.0" encoding="UTF-8"?>
<common:requestError xmlns:common="urn:oma:xml:rest:netapi:common:1">
  <policyException>
    <messageId>POL1031</messageId>
    <text>Attempt to create objects or folders under %1 is prohibited</text>
    <variables>/Default</variables>
  </policyException>
</common:requestError>
```

### 6.1.5.4 Example 4: Object creation without parent folder, response with a location of created resource and full object (Informative)

The following example shows a request for creation of an Object of MIME type multipart/mixed, to be stored under a folder chosen by the server, with assigned flags “\Seen” and “\Flagged”. The server chooses to store it under “/main/inbox”. This also shows that object creation may return the created Object rather than just a Reference.

#### 6.1.5.4.1 Request

```
POST /exampleAPI/nms/v1/myStore/tel%3A%2B19585550100/objects HTTP/1.1
Accept: application/xml
Authorization: BEARER 08776724-6d0d-4aa6-a404-2bc19b5cf903
Host: example.com
Content-Type: multipart/form-data; boundary="=====outer123456==";
Content-Length: nnnn
MIME-Version: 1.0
```

```
-----outer123456==
Content-Type: application/xml
Content-Disposition: form-data; name="root-fields"
Content-Length: nnnn

<?xml version="1.0" encoding="UTF-8"?>
<nms:object xmlns:nms="urn:oma:xml:rest:netapi:nms:1">
  <attributes/>
  <flags>
    <flag>\Seen</flag>
    <flag>\Flagged</flag>
  </flags>
</nms:object>
-----outer123456==
Content-Type: multipart/mixed; boundary="----sep=--"
Content-Disposition: form-data; name="attachments"

----sep=--
Content-Type: text/plain
Content-Disposition: attachment; filename="body.txt"

See attached photo

----sep=--
Content-Type: image/gif
Content-Disposition: attachment; filename="picture.gif"

GIF89a...binary image data...
```

```
-----sep-----
=====outer123456=====
```

### 6.1.5.4.2 Response

```
HTTP/1.1 201 Created
Date: Tue, 20 Apr 2014 09:43:02 GMT
Location: http://example.com/exampleAPI/nms/v1/myStore/tel%3A%2B19585550100/objects/obj741
Content-Type: application/xml
Content-Length: nnnn

<?xml version="1.0" encoding="UTF-8"?>
<nms:object xmlns:nms="urn:oma:xml:rest:netapi:nms:1">
  <parentFolder>http://exampleAPI/nms/v1/myStore/tel%3A%2B19585550100/folders/flid185</parentFolder>
  <attributes>
    <attribute>
      <name>Date</name>
      <value>2013-11-12T08:30:10Z</value>
    </attribute>
    <attribute>
      <name>Content-Type</name>
      <value>multipart/mixed</value>
    </attribute>
  </attributes>
  <flags>
    <flag>\Seen</flag>
    <flag>\Flagged</flag>
  </flags>
  <resourceURL>http://exampleAPI/nms/v1/myStore/tel%3A%2B19585550100/objects/obj741</resourceURL>
  <path>/main/inbox/obj741</path>
  <payloadURL>/nms/v1/myStore/tel%3A%2B19585550100/objects/obj741/payload</payloadURL>
  <payloadPart>
    <contentType>text/plain</contentType>
    <size>20</size>
    <href>/nms/v1/myStore/tel%3A%2B19585550100/objects/obj741/payloadParts/blob123</href>
  </payloadPart>
  <payloadPart>
    <contentType>image/gif</contentType>
    <size>16384</size>
    <href>/example/storage/102/blob498</href>
  </payloadPart>
  <lastModSeq>1416230968000</lastModSeq>
</nms:object>
```

### 6.1.5.5 Example 5: Creation of multipart object with presentation part, response with a location of created resource (Informative)

The following example shows a request for creation of an Object of MIME type multipart/related [RFC2387], to be stored under folder id “fld123”, with assigned flags “\Seen” and “\Flagged”. The start parameter on the multipart/related Content-Type indicates the Content-ID of the presentation part, which is the second of the three payload parts.

#### 6.1.5.5.1 Request

```
POST /exampleAPI/nms/v1/myStore/tel%3A%2B19585550100/objects HTTP/1.1
Accept: application/xml
Authorization: BEARER 08776724-6d0d-4aa6-a404-2bc19b5cf903
Host: example.com
Content-Type: multipart/form-data; boundary="=====outer123456==";
Content-Length: nnnn
MIME-Version: 1.0

=====outer123456==
Content-Type: application/xml
Content-Disposition: form-data; name="root-fields"
Content-Length: nnnn

<?xml version="1.0" encoding="UTF-8"?>
<nms:object xmlns:nms="urn:oma:xml:rest:netapi:nms:1">
  <parentFolder>http://example.com/exampleAPI/nms/v1/myStore/tel%3A%2B19585550100/folders/fld123</parentFolder>
  <attributes/>
  <flags>
    <flag>\Seen</flag>
    <flag>\Flagged</flag>
  </flags>
</nms:object>

=====outer123456==
Content-Type: multipart/related; start="28186490"; boundary="---sep---"
Content-Disposition: form-data; name="attachments"

---sep---
Content-Type: text/plain; charset=UTF-8
Content-Transfer-Encoding: quoted-printable
Content-Disposition: inline;
filename="text.txt"
Content-ID: <28184720>

See attached photo.

---sep---
Content-Type: application/smil; charset=US-ASCII
Content-Transfer-Encoding: 7bit
Content-ID: <28186490>
Content-Disposition: inline;
filename="slideshow.smil"

<smil><head><layout><root-layout background-color="#F7F56D" width="480"
height="640"/><region id="First" height="320" width="480" left="0"
top="0" fit="meet"/><region id="Second" height="320" width="480"
left="0" top="320" fit="meet"/></layout></head><body><par
dur="5000ms"><text src="cid:28184720" region="Second"><param
name="fontSize" value="23"/><param name="textsize"
```



```
value="medium"/></text></par></body></smil>
```

```
-----sep----
```

```
Content-Type: image/jpeg
Content-Disposition: inline; filename="IMAG0067.jpg"
Content-Transfer-Encoding: binary
Content-Length: NNNN
Content-ID: <28186480>
```

```
JFIF...binary image data...
```

```
-----sep-----
```

```
=====outer123456=====
```

### 6.1.5.5.2 Response

```
HTTP/1.1 201 Created
Date: Tue, 20 Aug 2013 02:51:59 GMT
Location: http://example.com/exampleAPI/nms/v1/myStore/tel%3A%2B19585550100/objects/obj542
Content-Type: application/xml
Content-Length: nnnn
```

```
<?xml version="1.0" encoding="UTF-8"?>
<nms:reference xmlns:nms="urn:oma:xml:rest:netapi:nms:1">
  <resourceURL>http://example.com/exampleAPI/nms/v1/myStore/tel%3A%2B19585550100/objects/obj542</resourceURL>
  <path>/main/conversation5/obj542</path>
</nms:reference>
```

### 6.1.5.6 Example 6: Creation of simple text object, response with a location of created resource (Informative)

The following example shows a request for creation of a simple text object, which can be represented by the inline method (see section 5.1.9).

#### 6.1.5.6.1 Request

```
POST /exampleAPI/nms/v1/myStore/tel%3A%2B19585550100/objects HTTP/1.1
Accept: application/xml
Authorization: BEARER 08776724-6d0d-4aa6-a404-2bc19b5cf903
Host: example.com
Content-Type: multipart/form-data; boundary="=====outer123456====";
Content-Length: nnnn
MIME-Version: 1.0
```

```
=====outer123456=====
```

```
Content-Type: application/xml
Content-Disposition: form-data; name="root-fields"
Content-Length: nnnn
```

```
<?xml version="1.0" encoding="UTF-8"?>
<nms:object xmlns:nms="urn:oma:xml:rest:netapi:nms:1">
  <parentFolder>http://example.com/exampleAPI/nms/v1/myStore/tel%3A%2B19585550100/folders/flid123</parentFolder>
  <attributes/>
```

```

<flags>
  <flag>\Seen</flag>
  <flag>\Flagged</flag>
</flags>
</nms:object>
-----outer123456==
Content-Type: text/plain
Content-Disposition: form-data; name="attachments"

The quick brown fox rushed to Montreal.

-----outer123456=---
    
```

### 6.1.5.6.2 Response

```

HTTP/1.1 201 Created
Date: Tue, 20 Aug 2013 02:51:59 GMT
Location: http://example.com/exampleAPI/nms/v1/myStore/tel%3A%2B19585550100/objects/obj543
Content-Type: application/xml
Content-Length: nnnn

<?xml version="1.0" encoding="UTF-8"?>
<nms:reference xmlns:nms="urn:oma:xml:rest:netapi:nms:1">
  <resourceURL>http://example.com/exampleAPI/nms/v1/myStore/tel%3A%2B19585550100/objects/obj543</resourceURL>
  <path>/main/conversation5/obj543</path>
</nms:reference>
    
```

### 6.1.6 DELETE

Method not allowed by the resource. The returned HTTP error status is 405. The server should also include the ‘Allow: POST’ field in the response as per section 14.7 of [RFC2616].

## 6.2 Resource: A stored object

The resource used is:

**://{serverRoot}/nms/{apiVersion}/{storeName}/{boxId}/objects/{objectId}**

This resource is used for managing a stored object such as retrieving information about the object or deleting the object

### 6.2.1 Request URL variables

The following request URL variables are common for all HTTP methods:

Name	Description
serverRoot	Server base url: hostname+port+base path. Port and base path are OPTIONAL. Example: example.com/exampleAPI
apiVersion	Version of the API client wants to use. The value of this variable is defined in section 5.2
storeName	Name of the storage. This variable can be used to allow multi-tenancy (i.e. a server hosting multiple independent stores). The value of this variable is deployment dependent (e.g. in simple deployment scenarios it could be a fixed literal).

boxId	<p>Identifier of designated area within the store (a “box”). The value of this variable depends on the deployment scenario and the service provider’s policy. For example:</p> <ul style="list-style-type: none"> <li>- in deployment scenario where each user is allocated a ‘box’ of its own, the value of “boxId” can be equivalent to the unique identifier of the user (e.g. userId).</li> <li>- in deployment scenario where a ‘box’ is allocated to a group of multiple users (or machines), the value of “boxId” can be a unique identifier of the group</li> <li>- in deployment scenarios where a ‘box’ is allocated to a machine (non-human user), the value of the “boxId” can be a unique identifier of the machine</li> </ul>
objectId	Object identifier

See section 6 for a statement on the escaping of reserved characters in URL variables.

## 6.2.2 Response Codes and Error Handling

For HTTP response codes, see [REST\_NetAPI\_Common].

For Policy Exception and Service Exception fault codes applicable to Network Message Storage, see section 7.

## 6.2.3 GET

This operation is used for retrieval of an object’s properties such as its location, its list of attributes and flags.

### 6.2.3.1 Example 1: Retrieve information about an object (Informative)

#### 6.2.3.1.1 Request

```
GET /exampleAPI/nms/v1/myStore/tel%3A%2B19585550100/objects/old999 HTTP/1.1
Host: example.com
Authorization: BEARER 08776724-6d0d-4aa6-a404-2bc19b5cf903
Accept: application/xml
```

#### 6.2.3.1.2 Response

```
HTTP/1.1 200 OK
Date: Thu, 04 Oct 2013 02:51:59 GMT
Content-Type: application/xml
Content-Length: nnnn

<?xml version="1.0" encoding="UTF-8"?>
<nms:object xmlns:nms="urn:oma:xml:rest:netapi:nms:1">
  <parentFolder>http://exampleAPI/nms/v1/myStore/tel%3A%2B19585550100/folders/fld567</parentFolder>
  <attributes>
    <attribute>
      <name>Message-Context</name>
      <value>multimedia-message</value>
    </attribute>
    <attribute>
      <name>Direction</name>
      <value>In</value>
    </attribute>
    <attribute>
      <name>From</name>
      <value>tel:+19585550100</value>
    </attribute>
    <attribute>
      <name>To</name>
```

```

    <value>tel:+19585550210</value>
    <value>tel:+19585550320</value>
  </attribute>
  <attribute>
    <name>Date</name>
    <value>2013-11-12T08:30:10Z</value>
  </attribute>
  <attribute>
    <name>Subject</name>
    <value>Weekend Trip to Seattle</value>
  </attribute>
  <attribute>
    <name>Content-Type</name>
    <value>multipart/mixed</value>
  </attribute>
</attributes>
<flags>
  <flag>\Seen</flag>
  <flag>\Answered</flag>
</flags>
<resourceURL>http://exampleAPI/nms/v1/myStore/tel%3A%2B19585550100/objects/old999</resourceURL>
<path>/main/conversation5/old999</path>
<payloadURL>/nms/v1/myStore/tel%3A%2B19585550100/objects/old999/payload</payloadURL>
<payloadPart>
  <contentType>text/plain</contentType>
  <size>48</size>
  <href>/nms/v1/myStore/tel%3A%2B19585550100/objects/old999/payloadParts/blob123</href>
</payloadPart>
<payloadPart>
  <contentType>image/gif</contentType>
  <size>1024</size>
  <href>/example/storage/100/blob456</href>
</payloadPart>
<lastModSeq>48</lastModSeq>
</nms:object>

```

### 6.2.3.2 Example 2: Retrieve information about multipart object (Informative)

The following example shows a client retrieving information about the object deposited in section 6.1.5.5. Notice that the “start” parameter of the Content-Type is presented to the client in the Content-Type attribute, so the client is able to identify that the presentation part is the second payload part [RFC2387].

On receiving the response, a client might proceed as follows:

- Inspect the “start” parameter of the Content-Type attribute in the object GET response to determine the Content-ID of the presentation part: “28186490”.
- Inspect the object GET response again to determine which part has this Content-ID (the second payload part), and what the corresponding URL is:  
http://example.com/nms/v1/myStore/tel%3A%2B19585550100/objects/obj542/payloadParts/blob124.
- Retrieve the presentation part from the specified URL.
- Interpret the SMIL and determine it needs to display the image with Content-ID “28186480”.
- Inspect the object GET response again to determine which payload part has this Content-ID, and what the corresponding URL is. It is the third part, with URL http://example.com/example/storage/100/blob457.
- Retrieve the image and display it.

**6.2.3.2.1 Request**

```
GET /exampleAPI/nms/v1/myStore/tel%3A%2B19585550100/objects/obj542 HTTP/1.1
Host: example.com
Authorization: BEARER 08776724-6d0d-4aa6-a404-2bc19b5cf903
Accept: application/xml
```

**6.2.3.2.2 Response**

```
HTTP/1.1 200 OK
Date: Thu, 04 Oct 2013 02:51:59 GMT
Content-Type: application/xml
Content-Length: nnnn

<?xml version="1.0" encoding="UTF-8"?>
<nms:object xmlns:nms="urn:oma:xml:rest:netapi:nms:1">
  <parentFolder>http://exampleAPI/nms/v1/myStore/tel%3A%2B19585550100/folders/fld123</parentFolder>
  <attributes>
    <attribute>
      <name>Content-Type</name>
      <value>multipart/related; start="28186490"</value>
    </attribute>
  </attributes>
  <flags>
    <flag>\Seen</flag>
    <flag>\Flagged</flag>
  </flags>
  <resourceURL>http://example.com/exampleAPI/nms/v1/myStore/tel%3A%2B19585550100/objects/obj542</resourceURL>
  <path>/main/conversation5/obj542</path>
  <payloadURL>/nms/v1/myStore/tel%3A%2B19585550100/objects/obj542/payload</payloadURL>
  <payloadPart>
    <contentType>text/plain</contentType>
    <contentId>28184720</contentId>
    <size>48</size>
    <href>/nms/v1/myStore/tel%3A%2B19585550100/objects/obj542/payloadParts/blob123</href>
  </payloadPart>
  <payloadPart>
    <contentType>application/smil</contentType>
    <contentId>28186490</contentId>
    <size>300</size>
    <href>/nms/v1/myStore/tel%3A%2B19585550100/objects/obj542/payloadParts/blob124</href>
  </payloadPart>
  <payloadPart>
    <contentType>image/jpeg</contentType>
    <contentId>28186480</contentId>
    <size>1024</size>
    <href>/example/storage/100/blob457</href>
  </payloadPart>
  <lastModSeq>48</lastModSeq>
</nms:object>
```

**6.2.3.3 Example 3: Retrieve information about object with inline content (Informative)**

The following example shows a client retrieving information about the object deposited in section 6.1.5.6. Notice that the text content has been extracted into the TextContent attribute, following section 5.1.9. There are no payload parts and no payloadURL.

### 6.2.3.3.1 Request

```
GET /exampleAPI/nms/v1/myStore/tel%3A%2B19585550100/objects/obj543 HTTP/1.1
Host: example.com
Authorization: BEARER 08776724-6d0d-4aa6-a404-2bc19b5cf903
Accept: application/xml
```

### 6.2.3.3.2 Response

```
HTTP/1.1 200 OK
Date: Thu, 04 Oct 2013 02:51:59 GMT
Content-Type: application/xml
Content-Length: nnnn

<?xml version="1.0" encoding="UTF-8"?>
<nms:object xmlns:nms="urn:oma:xml:rest:netapi:nms:1">
  <parentFolder>http://exampleAPI/nms/v1/myStore/tel%3A%2B19585550100/folders/fld123</parentFolder>
  <attributes>
    <attribute>
      <name>TextContent</name>
      <value>The quick brown fox rushed to Montreal.</value>
    </attribute>
  </attributes>
  <flags>
    <flag>\Seen</flag>
    <flag>\Flagged</flag>
  </flags>
  <resourceURL>http://example.com/exampleAPI/nms/v1/myStore/tel%3A%2B19585550100/objects/obj543</resourceURL>
  <path>/main/conversation5/obj543</path>
  <lastModSeq>48</lastModSeq>
</nms:object>
```

## 6.2.4 PUT

Method not allowed by the resource. The returned HTTP error status is 405. The server should also include the ‘Allow: GET, DELETE’ field in the response as per section 14.7 of [RFC2616].

## 6.2.5 POST

Method not allowed by the resource. The returned HTTP error status is 405. The server should also include the ‘Allow: GET, DELETE’ field in the response as per section 14.7 of [RFC2616].

## 6.2.6 DELETE

This operation is used to delete an object including its payload.

The server responds to a DELETE request with an HTTP 204 No Content response.

### 6.2.6.1 Example: Delete an object, response with “204 No Content” (Informative)

#### 6.2.6.1.1 Request

```
DELETE /exampleAPI/nms/v1/myStore/tel%3A%2B19585550100/objects/old999 HTTP/1.1
Host: example.com
Authorization: BEARER 08776724-6d0d-4aa6-a404-2bc19b5cf903
Accept: application/xml
```

### 6.2.6.1.2 Response

HTTP/1.1 204 No Content  
Date: Thu, 05 Sep 2013 05:55:59 GMT

## 6.3 Resource: Flags associated with the stored object

The resource used is:

`://{serverRoot}/nms/{apiVersion}/{storeName}/{boxId}/objects/{objectId}/flags`

This resource is used to manage flags list associated with an object.

### 6.3.1 Request URL variables

The following request URL variables are common for all HTTP methods:

Name	Description
serverRoot	Server base url: hostname+port+base path. Port and base path are OPTIONAL. Example: example.com/exampleAPI
apiVersion	Version of the API client wants to use. The value of this variable is defined in section 5.2
storeName	Name of the storage. This variable can be used to allow multi-tenancy (i.e. a server hosting multiple independent stores). The value of this variable is deployment dependent (e.g. in simple deployment scenarios it could be a fixed literal).
boxId	Identifier of designated area within the store (a "box"). The value of this variable depends on the deployment scenario and the service provider's policy. For example: <ul style="list-style-type: none"> <li>- in deployment scenario where each user is allocated a 'box' of its own, the value of "boxId" can be equivalent to the unique identifier of the user (e.g. userId).</li> <li>- in deployment scenario where a 'box' is allocated to a group of multiple users (or machines), the value of "boxId" can be a unique identifier of the group</li> <li>- in deployment scenarios where a 'box' is allocated to a machine (non-human user), the value of the "boxId" can be a unique identifier of the machine</li> </ul>
objectId	Object identifier

See section 6 for a statement on the escaping of reserved characters in URL variables.

### 6.3.2 Response Codes and Error Handling

For HTTP response codes, see [REST\_NetAPI\_Common].

For Policy Exception and Service Exception fault codes applicable to Network Message Storage, see section 7.

### 6.3.3 GET

Retrieve the flags(string labels) associated with the object.

#### 6.3.3.1 Example 1: Retrieve flags associated with an object (Informative)

##### 6.3.3.1.1 Request

GET /exampleAPI/nms/v1/myStore/tel%3A%2B19585550100/objects/old999/flags HTTP/1.1  
Accept: application/xml  
Authorization: BEARER 08776724-6d0d-4aa6-a404-2bc19b5cf903

Host: example.com

### 6.3.3.1.2 Response

```
HTTP/1.1 200 OK
Date: Thu, 05 Oct 2013 03:51:59 GMT
Content-Type: application/xml
Content-Length: nnnn

<?xml version="1.0" encoding="UTF-8"?>
<nms:flagList xmlns:nms="urn:oma:xml:rest:netapi:nms:1">
  <flag>\Seen</flag>
  <flag>\Flagged</flag>
  <resourceURL>http://exampleAPI/nms/v1/myStore/tel%3A%2B19585550100/objects/old999/flags</resourceURL>
</nms:flagList>
```

### 6.3.3.2 Example 2: Retrieve flags associated with an object, failure due to an invalid object (Informative)

#### 6.3.3.2.1 Request

```
GET /exampleAPI/nms/v1/myStore/tel%3A%2B19585550100/objects/objNotThere/flags HTTP/1.1
Host: example.com
Authorization: BEARER 08776724-6d0d-4aa6-a404-2bc19b5cf903
Accept: application/xml
```

#### 6.3.3.2.2 Response

```
HTTP/1.1 404 Not Found
Date: Thu, 24 Jul 2013 12:51:59 GMT
Content-Type: application/xml
Content-Length: nnnn

<?xml version="1.0" encoding="UTF-8"?>
<common:requestError xmlns:common="urn:oma:xml:rest:netapi:common:1">
  <serviceException>
    <messageId>SVC0004</messageId>
    <text>No valid addresses provided in message part %1</text>
    <variables>/exampleAPI/nms/v1/myStore/tel%3A%2B19585550100/objects/objNotThere/flags</variables>
  </serviceException>
</common:requestError>
```

## 6.3.4 PUT

Create or update the flags (string labels) associated with the object.

### 6.3.4.1 Add a flag to flaglist of an object (Informative)

Add “\Answered” flag to the flaglist of an object which already contains other flags (as shown in previous example containing: \Seen and \Flagged).

#### 6.3.4.1.1 Request

```
PUT /exampleAPI/nms/v1/myStore/tel%3A%2B19585550100/objects/old999/flags HTTP/1.1
Content-Type: application/xml
```



```
Content-Length: nnnn
Accept: application/xml
Authorization: BEARER 08776724-6d0d-4aa6-a404-2bc19b5cf903
Host: example.com
```

```
<?xml version="1.0" encoding="UTF-8"?>
<nms:flagList xmlns:nms="urn:oma:xml:rest:netapi:nms:1">
  <flag>\Seen</flag>
  <flag>\Flagged</flag>
  <flag>\Answered</flag>
  <resourceURL>http://exampleAPI/nms/v1/myStore/tel%3A%2B19585550100/objects/old999/flags</resourceURL>
</nms:flagList>
```

### 6.3.4.1.2 Response

```
HTTP/1.1 200 OK
Date: Thu, 05 Oct 2013 03:58:59 GMT
Content-Type: application/xml
Content-Length: nnnn
```

```
<?xml version="1.0" encoding="UTF-8"?>
<nms:flagList xmlns:nms="urn:oma:xml:rest:netapi:nms:1">
  <flag>\Seen</flag>
  <flag>\Flagged</flag>
  <flag>\Answered</flag>
  <resourceURL>http://exampleAPI/nms/v1/myStore/tel%3A%2B19585550100/objects/old999/flags</resourceURL>
</nms:flagList>
```

### 6.3.5 POST

Method not allowed by the resource. The returned HTTP error status is 405. The server should also include the ‘Allow: GET, PUT’ field in the response as per section 14.7 of [RFC2616].

### 6.3.6 DELETE

Method not allowed by the resource. The returned HTTP error status is 405. The server should also include the ‘Allow: GET, PUT’ field in the response as per section 14.7 of [RFC2616].

## 6.4 Resource: Individual flag

The resource used is:

```
//{serverRoot}/nms/{apiVersion}/{storeName}/{boxId}/objects/{objectId}/flags/{flagName}
```

This resource is used to manage an individual flag associated with a given object. .

### 6.4.1 Request URL variables

The following request URL variables are common for all HTTP methods:

Name	Description
serverRoot	Server base url: hostname+port+base path. Port and base path are OPTIONAL. Example: example.com/exampleAPI
apiVersion	Version of the API client wants to use. The value of this variable is defined in section 5.2

storeName	Name of the storage. This variable can be used to allow multi-tenancy (i.e. a server hosting multiple independent stores). The value of this variable is deployment dependent (e.g. in simple deployment scenarios it could be a fixed literal).
boxId	Identifier of designated area within the store (a “box”). The value of this variable depends on the deployment scenario and the service provider’s policy. For example: <ul style="list-style-type: none"> <li>- in deployment scenario where each user is allocated a ‘box’ of its own, the value of “boxId” can be equivalent to the unique identifier of the user (e.g. userId).</li> <li>- in deployment scenario where a ‘box’ is allocated to a group of multiple users (or machines), the value of “boxId” can be a unique identifier of the group</li> <li>- in deployment scenarios where a ‘box’ is allocated to a machine (non-human user), the value of the “boxId” can be a unique identifier of the machine</li> </ul>
objectId	Object identifier
flagName	Flag name (case sensitive). See Appendix H.

See section 6 for a statement on the escaping of reserved characters in URL variables.

## 6.4.2 Response Codes and Error Handling

For HTTP response codes, see [REST\_NetAPI\_Common].

For Policy Exception and Service Exception fault codes applicable to Network Message Storage, see section 7.

### 6.4.3 GET

Retrieve/check existence of an individual flag (string label).

If the flag is present, the server SHOULD respond with 204 No Content.

If the flag is absent, the server SHOULD respond with 404 Not Found. In that case the server SHOULD also include a dummy body in the GET response, containing the Empty element (this indicates that the 404 response is an expected condition, i.e. not an exception).

#### 6.4.3.1 Example 1: Read an existing individual flag (Informative)

The following example shows a request checking to find out if a given object (e.g. a message) has already been flagged as read (\Seen) or not. This is done by checking the existence of the “\Seen” flag. In this example, the flag exists, which results in the successful response with no content.

##### 6.4.3.1.1 Request

```
GET /exampleAPI/nms/v1/myStore/tel%3A%2B19585550100/objects/old999/flags/%5CSeen HTTP/1.1
Accept: application/xml
Authorization: BEARER 08776724-6d0d-4aa6-a404-2bc19b5cf903
Host: example.com
```

##### 6.4.3.1.2 Response

```
HTTP/1.1 204 No Content
Date: Thu, 05 Oct 2013 03:55:00 GMT
```

#### 6.4.3.2 Example 2: Read a non-existing individual flag using acr:auth (Informative)

The following example shows a request checking for the existence of the “\Answered” flag associated with an object. In this example, the flag does not exist and the user (i.e. boxId) is identified by the access token present in the Authorization header (hence {boxId} in request URL is “acr:auth”).

### 6.4.3.2.1 Request

```
GET /exampleAPI/nms/v1/myStore/acr%3Aauth/objects/old999/flags/%5CAnswered HTTP/1.1
Accept: application/xml
Authorization: BEARER 08776724-6d0d-4aa6-a404-2bc19b5cf903
Host: example.com
```

### 6.4.3.2.2 Response

```
HTTP/1.1 404 Not Found
Date: Thu, 05 Oct 2013 03:55:00 GMT
Content-Type: application/xml
Content-Length: nnnn
```

```
<?xml version="1.0" encoding="UTF-8"?>
<nms:empty xmlns:nms="urn:oma:xml:rest:netapi:nms:1"/>
```

## 6.4.4 PUT

Add individual flag (string label).

The client SHOULD include a dummy body in the PUT request, containing the Empty element (this helps overcome some web infrastructure limitations, which require a body when using PUT).

If the flag did not exist and is now created, the server SHOULD respond with 201 Created, with a Location header containing the resource URL of the flag. In that case the server SHOULD also include a dummy body in the PUT response, containing the Empty element (this helps overcome some web infrastructure limitations which require a body when using PUT).

If the flag already existed, the server SHOULD respond with 204 No Content.

### 6.4.4.1 Add “\Answered” flag to flaglist of an object (Informative)

#### 6.4.4.1.1 Request

```
PUT /exampleAPI/nms/v1/myStore/tel%3A%2B19585550100/objects/old999/flags/%5CAnswered HTTP/1.1
Content-Type: application/xml
Content-Length: nnnn
Accept: application/xml
Authorization: BEARER 08776724-6d0d-4aa6-a404-2bc19b5cf903
Host: example.com
```

```
<?xml version="1.0" encoding="UTF-8"?>
<nms:empty xmlns:nms="urn:oma:xml:rest:netapi:nms:1"/>
```

#### 6.4.4.1.2 Response

```
HTTP/1.1 201 Created
Location: http://example.com/exampleAPI/nms/v1/myStore/tel%3A%2B19585550100/objects/old999/flags/%5CAnswered
Date: Thu, 05 Oct 2013 03:58:59 GMT
Content-Type: application/xml
Content-Length: nnnn
```

```
<?xml version="1.0" encoding="UTF-8"?>
<nms:empty xmlns:nms="urn:oma:xml:rest:netapi:nms:1"/>
```

## 6.4.5 POST

Method not allowed by the resource. The returned HTTP error status is 405. The server should also include the 'Allow: GET, PUT, DELETE' field in the response as per section 14.7 of [RFC2616].

## 6.4.6 DELETE

Remove individual flag (string label).

If the flag was present, the server SHOULD respond with 204 No Content.

If the flag was already absent, the server SHOULD respond with 404 Not Found. In that case the server SHOULD also include a dummy body in the DELETE response, containing the Empty element (this indicates that the 404 response is an expected condition, i.e. not an exception).

### 6.4.6.1 Delete “\Seen” flag from flaglist of an object (Informative)

#### 6.4.6.1.1 Request

```
DELETE /exampleAPI/nms/v1/myStore/tel%3A%2B19585550100/objects/old999/flags/%5CSeen HTTP/1.1
Host: example.com
Authorization: BEARER 08776724-6d0d-4aa6-a404-2bc19b5cf903
Accept: application/xml
```

#### 6.4.6.1.2 Response

```
HTTP/1.1 204 No Content
Date: Thu, 05 Sep 2013 05:55:59 GMT
```

## 6.5 Resource: Stored content of an object payload

The resource used is a URL chosen by the server and reported in the payloadURL element of an Object data structure data structure.

If the content is available via the NMS resource tree this is:

```
://{serverRoot}/nms/{apiVersion}/{storeName}/{boxId}/objects/{objectId}/payload
```

For externally referenced content, the resource can be any URL.

This resource is used for retrieving the entire payload of an object at once.

### 6.5.1 Request URL variables

The following request URL variables are common for all HTTP methods:

Name	Description
serverRoot	Server base url: hostname+port+base path. Port and base path are OPTIONAL. Example: example.com/exampleAPI
apiVersion	Version of the API client wants to use. The value of this variable is defined in section 5.2
storeName	Name of the storage. This variable can be used to allow multi-tenancy (i.e. a server hosting multiple independent stores). The value of this variable is deployment dependent (e.g. in simple deployment scenarios it could be a fixed literal).

boxId	<p>Identifier of designated area within the store (a “box”). The value of this variable depends on the deployment scenario and the service provider’s policy. For example:</p> <ul style="list-style-type: none"> <li>- in deployment scenario where each user is allocated a ‘box’ of its own, the value of “boxId” can be equivalent to the unique identifier of the user (e.g. userId).</li> <li>- in deployment scenario where a ‘box’ is allocated to a group of multiple users (or machines), the value of “boxId” can be a unique identifier of the group</li> <li>- in deployment scenarios where a ‘box’ is allocated to a machine (non-human user), the value of the “boxId” can be a unique identifier of the machine</li> </ul>
objectId	Object identifier

See section 6 for a statement on the escaping of reserved characters in URL variables.

## 6.5.2 Response Codes and Error Handling

For HTTP response codes, see [REST\_NetAPI\_Common].

For Policy Exception and Service Exception fault codes applicable to Network Message Storage, see section 7.

### 6.5.3 GET

This operation is used to read the object payload from the storage server.

#### 6.5.3.1 Example: Read payload of the stored object via an external reference (Informative)

##### 6.5.3.1.1 Request

```
GET /exampleAPI/storage/100/blob456 HTTP/1.1
Accept: image/gif, image/png, image/jpeg, text/html, application/xml
Authorization: BEARER 08776724-6d0d-4aa6-a404-2bc19b5cf903
Host: example.com
```

##### 6.5.3.1.2 Response

```
HTTP/1.1 200 OK
Date: Tue, 20 Aug 2013 03:52:01 GMT
Content-Length: nnnn
Content-Type: multipart/mixed; boundary="----sep=--"

----sep=--
Content-Type: text/plain
Content-Disposition: attachment; filename="body.txt"

Are you coming to the football today? See attached photo

----sep=--
Content-Type: image/gif
Content-Disposition: attachment; filename="picture.gif"

GIF89a...binary image data...

----sep=----
```

## 6.5.4 PUT

Method not allowed by the resource. The returned HTTP error status is 405. The server should also include the 'Allow: GET' field in the response as per section 14.7 of [RFC2616].

## 6.5.5 POST

Method not allowed by the resource. The returned HTTP error status is 405. The server should also include the 'Allow: GET' field in the response as per section 14.7 of [RFC2616].

## 6.5.6 DELETE

Method not allowed by the resource. The returned HTTP error status is 405. The server should also include the 'Allow: GET' field in the response as per section 14.7 of [RFC2616].

## 6.6 Resource: Payload part of the stored object

The resource used is a URL chosen by the server and reported in the href element of a PayloadPartInfo data structure.

If the content is available via the NMS resource tree this is:

```
://{serverRoot}/nms/{apiVersion}/{storeName}/{boxId}/objects/{objectId}/payloadParts/{payloadPartId}
```

For externally referenced content, the resource can be any URL.

This resource is used for retrieving an individual payload part of an object.

### 6.6.1 Request URL variables

The following request URL variables are common for all HTTP methods:

Name	Description
serverRoot	Server base url: hostname+port+base path. Port and base path are OPTIONAL. Example: example.com/exampleAPI
apiVersion	Version of the API client wants to use. The value of this variable is defined in section 5.2
storeName	Name of the storage. This variable can be used to allow multi-tenancy (i.e. a server hosting multiple independent stores). The value of this variable is deployment dependent (e.g. in simple deployment scenarios it could be a fixed literal).
boxId	Identifier of designated area within the store (a "box"). The value of this variable depends on the deployment scenario and the service provider's policy. For example: <ul style="list-style-type: none"> <li>- in deployment scenario where each user is allocated a 'box' of its own, the value of "boxId" can be equivalent to the unique identifier of the user (e.g. userId).</li> <li>- in deployment scenario where a 'box' is allocated to a group of multiple users (or machines), the value of "boxId" can be a unique identifier of the group</li> <li>- in deployment scenarios where a 'box' is allocated to a machine (non-human user), the value of the "boxId" can be a unique identifier of the machine</li> </ul>
objectId	Object identifier
payloadPartId	Unique payload part identifier generated by the storage server.

See section 6 for a statement on the escaping of reserved characters in URL variables.

## 6.6.2 Response Codes and Error Handling

For HTTP response codes, see [REST\_NetAPI\_Common].

For Policy Exception and Service Exception fault codes applicable to Network Message Storage, see section 7.

## 6.6.3 GET

This operation is used to read one payload part from the storage server.

### 6.6.3.1 Example: Read an object payload part via the NMS resource tree (Informative)

#### 6.6.3.1.1 Request

```
GET /exampleAPI/nms/v1/myStore/tel%3A%2B19585550100/objects/obj123/payloadParts/part123 HTTP/1.1
Accept: image/gif, image/png, image/jpeg, text/html, application/xml
Authorization: BEARER 08776724-6d0d-4aa6-a404-2bc19b5cf903
Host: example.com
```

#### 6.6.3.1.2 Response

```
HTTP/1.1 200 OK
Date: Tue, 20 Aug 2013 03:51:59 GMT
Content-Length: nnnn
Content-Type: image/gif

...GIF89a...binary image data
```

## 6.6.4 PUT

Method not allowed by the resource. The returned HTTP error status is 405. The server should also include the 'Allow: GET' field in the response as per section 14.7 of [RFC2616].

## 6.6.5 POST

Method not allowed by the resource. The returned HTTP error status is 405. The server should also include the 'Allow: GET' field in the response as per section 14.7 of [RFC2616].

## 6.6.6 DELETE

Method not allowed by the resource. The returned HTTP error status is 405. The server should also include the 'Allow: GET' field in the response as per section 14.7 of [RFC2616].

## 6.7 Resource: Information about a selected set of objects in the storage

The resource used is:

```
//{serverRoot}/nms/{apiVersion}/{storeName}/{boxId}/objects/operations/search
```

This resource is used for retrieving information about a set of selected objects.

The following table applies to each SearchCriterion:

SearchCriterion.type	Description	SearchCriterion.name	SearchCriterion.value
Date	Searching for object stored by date.	n/a	<p>Contains a query string of the following format:</p> <ul style="list-style-type: none"> <li>minDate={minDate} - all object stored from a starting (internal date) {minDate} inclusive</li> <li>minDate={minDate}&amp;maxDate={maxDate} - all objects stored between minDate inclusive and maxDate exclusive.</li> <li>maxDate={maxDate} - all objects stored up to maxDate exclusive.</li> </ul> <p>Where the string format of {minDate} and {maxDate} is xsd:dateTimeStamp as defined in [XMLSchema2].</p>
Attribute	Searching for objects or folders that contain a specified attribute that matches the given attribute value.	The attribute's name.	<p>The attribute's value for search.</p> <p>Examples:</p> <ul style="list-style-type: none"> <li>to search for messaging objects from sender address bob@example.com use SearchCriterion.name = "From", SearchCriterion.value = "bob@example.com"</li> <li>to search for messaging objects to recipient address alice@example.com: SearchCriterion.name = "To", SearchCriterion.value = "alice@example.com" (this search excludes copied recipients, i.e. if alice@example.com is in the "CC" or "BCC")</li> <li>to search for messaging objects from sender address bob@example.com to recipient address alice@example.com – combine the previous examples in a compound search, using SearchCriteria.operator = "And"</li> </ul>
AllTextAttributes	Denotes case-insensitive substring search across all searchable text attributes (e.g., subject, transcript, name, TextContent etc.).	n/a	<p>The string to search for.</p> <p>See section 6.7.5.3 or 6.13.5.4 for an example.</p>
Flag	Searching for objects that do or do not have the specified flag.	The flag name.	The string representation of an xsd:boolean, where a true value matches all objects which have the



			designated flag set. A false value matches all objects which do not have the designated flag set.  The default value is true.
WholeWord	Denotes whole word search across all text attributes and textual payload parts (also known as full text search, as opposed to substring search).	n/a	The text to be searched for (as a whole word only).
VanishedObjects	Searching for objects that were recently permanently deleted:  Note: VanishedObjects cannot be negated or combined with any other criterion. The search response SHALL be an ObjectReferenceList identifying the deleted objects.  When "VanishedObjects" is used as part of a subscription to filter events, it matches user-deleted or expired objects only (see section 5.3.2.20).  See section 5.1.7 for further information on VanishedObjects.	n/a	Set to "" (in any case this value is ignored by the search).
CreatedObjects	Searching for existing objects that were created in the store since a previous CreatedObjects search.  When CreatedObjects is used as part of a subscription to filter events, its value MUST be the empty string. The filter matches objects which have been newly created after this subscription was created (see section 5.3.2.20). Note that this means such notifications are not reliable i.e., a client cannot recover them if they are lost (see section 5.1.4.5 ) or were disconnected at the time (see section 5.1.4.3) – they are only issued to clients which have an active subscription at the point of object creation, and they will not be (re)sent to clients which update or restart their subscription using a restartToken before the point of creation.	n/a	A string: <ul style="list-style-type: none"> <li>• An empty string ("" ) denotes all existing objects in the store</li> <li>• Otherwise the string is creationCursor value provided by the server in a previous response to a CreatedObjects search. See section 5.1.5.2.</li> </ul>

PresetSearch	<p>This search type allows the client to activate a named pre-configured search on the server.</p> <p>The use of this search type implies pre-agreement between server and clients (beyond those defined in this specification), as defined by profiles or by proprietary server policy.</p> <p>It is permitted that such preset search may override or affect the sort processing applied to the search.</p> <p>Specifying PresetSearch requires the following:</p> <ul style="list-style-type: none"> <li>• <b>PresetSearch name</b> – unique name identifying the pre-configured search</li> <li>• <b>Search semantics</b> – the purpose and description of the search, including which parts of the objects are included in the scope of the search (e.g. object payload, particular object attributes, etc.)</li> <li>• <b>search arguments</b> and their format (as represented in a search string)</li> <li>• <b>pre-configured sort</b> – sort performed on the matched elements. If pre-configured sort is specified, it SHOULD define its priority relative to the search arguments in the request (e.g. it MAY ignore some input arguments).</li> </ul> <p>The search request includes the PresetSearch name and any other arguments required for the search, as specified in the pre-configuration.</p> <p>For example, in a messaging environment the network message store server can be pre-configured with the following named PresetSearch:</p> <p>“RemoteParty”:</p> <ul style="list-style-type: none"> <li>• <b>Search semantics:</b> find all objects (messages)</li> </ul>	<p>The name of the PresetSearch.</p> <p>This specification defines no PresetSearch names.</p>	<p>Contains the search arguments string, according to the format specified in the pre-configured search. Empty string denotes no arguments.</p>
--------------	---	---	---

	<p>exchanged with a designated remote party, while the scope of the search is limited to "To" and "From" attributes.</p> <ul style="list-style-type: none"> <li>• <b>Search arguments:</b> the remote party's user identifier. If that party has multiple user identifiers they are provided in a comma-separated list without whitespaces.</li> <li>• <b>pre-configured sort</b> –the selected objects will be sorted based on their "Timestamp" attribute, while ignoring any sort criteria specified in the request.</li> </ul>		
--	--	--	--

### 6.7.1 Request URL variables

The following request URL variables are common for all HTTP methods:

Name	Description
serverRoot	Server base url: hostname+port+base path. Port and base path are OPTIONAL. Example: example.com/exampleAPI
apiVersion	Version of the API client wants to use. The value of this variable is defined in section 5.2
storeName	Name of the storage. This variable can be used to allow multi-tenancy (i.e. a server hosting multiple independent stores). The value of this variable is deployment dependent (e.g. in simple deployment scenarios it could be a fixed literal).
boxId	Identifier of designated area within the store (a "box"). The value of this variable depends on the deployment scenario and the service provider's policy. For example: <ul style="list-style-type: none"> <li>- in deployment scenario where each user is allocated a 'box' of its own, the value of "boxId" can be equivalent to the unique identifier of the user (e.g. userId).</li> <li>- in deployment scenario where a 'box' is allocated to a group of multiple users (or machines), the value of "boxId" can be a unique identifier of the group</li> <li>- in deployment scenarios where a 'box' is allocated to a machine (non-human user), the value of the "boxId" can be a unique identifier of the machine</li> </ul>

See section 6 for a statement on the escaping of reserved characters in URL variables.

### 6.7.2 Response Codes and Error Handling

For HTTP response codes, see [REST\_NetAPI\_Common].

For Policy Exception and Service Exception fault codes applicable to Network Message Storage, see section 7.

### 6.7.3 GET

Method not allowed by the resource. The returned HTTP error status is 405. The server should also include the 'Allow: POST' field in the response as per section 14.7 of [RFC2616].

## 6.7.4 PUT

Method not allowed by the resource. The returned HTTP error status is 405. The server should also include the 'Allow: POST' field in the response as per section 14.7 of [RFC2616].

## 6.7.5 POST

This operation is used for retrieving information about a set of selected objects.

### 6.7.5.1 Example 1: Search for objects with certain criteria (Informative)

In this example the search results in a list of five objects. However, since the client asked for a maximum entries of 3 in the response, the server paginates the response accordingly and signals this fact with the inclusion of a cursor in the first list (i.e. objectList). Example 2 is a continuation of Example 1. The cursor encapsulates server state information which might be volatile - see section 5.1.10 for further information.

#### 6.7.5.1.1 Request

```
POST /exampleAPI/nms/v1/myStore/tel%3A%2B19585550100/objects/operations/search HTTP/1.1
```

```
Host: example.com
```

```
Authorization: BEARER 08776724-6d0d-4aa6-a404-2bc19b5cf903
```

```
Accept: application/xml
```

```
Content-Type: application/xml
```

```
Content-Length: nnnn
```

```
<?xml version="1.0" encoding="UTF-8"?>
<nms:selectionCriteria xmlns:nms="urn:oma:xml:rest:netapi:nms:1">
  <maxEntries>3</maxEntries>
  <searchCriteria>
    <criterion>
      <type>Attribute</type>
      <name>Message-Context</name>
      <value>pager-message</value>
    </criterion>
    <criterion>
      <type>Attribute</type>
      <name>Direction</name>
      <value>In</value>
    </criterion>
    <criterion>
      <type>Attribute</type>
      <name>From</name>
      <value>tel:+19585550100</value>
    </criterion>
    <criterion>
      <type>Date</type>
      <value>minDate=2013-11-11T09:30:10Z</value>
    </criterion>
    <operator>And</operator>
  </searchCriteria>
  <sortCriterion>
    <type>Date</type>
    <order>Ascending</order>
  </sortCriterion>
</nms:selectionCriteria>
```

### 6.7.5.1.2 Response

HTTP/1.1 200 OK

Date: Fri, 14 Mar 2014 02:51:59 GMT

Content-Type: application/xml

Content-Length: nnnn

```
<?xml version="1.0" encoding="UTF-8"?>
<nms:objectList xmlns:nms="urn:oma:xml:rest:netapi:nms:1">
  <object>
    <parentFolder>http://exampleAPI/nms/v1/myStore/tel%3A%2B19585550100/folders/flid123</parentFolder>
    <attributes>
      <attribute>
        <name>Message-Context</name>
        <value>pager-message</value>
      </attribute>
      <attribute>
        <name>From</name>
        <value>tel:+19585550100</value>
      </attribute>
      <attribute>
        <name>Date</name>
        <value>2013-11-12T08:30:10Z</value>
      </attribute>
      <attribute>
        <name>Direction</name>
        <value>In</value>
      </attribute>
      <attribute>
        <name>Content-Type</name>
        <value>text/plain</value>
      </attribute>
    </attributes>
    <flags>
      <flag>\Seen</flag>
      <flag>\Answered</flag>
      <resourceURL>http://exampleAPI/nms/v1/myStore/tel%3A%2B19585550100/objects/old998/flags</resourceURL>
    </flags>
    <resourceURL>http://exampleAPI/nms/v1/myStore/tel%3A%2B19585550100/objects/old998</resourceURL>
    <path>/main/f81d4fae-7dec-11d0-a765-00a0c91e6bf6/old998</path>
    <payloadURL>http://exampleAPI/nms/v1/myStore/tel%3A%2B19585550100/objects/old998/payload</payloadURL>
    <lastModSeq>100</lastModSeq>
  </object>
  <object>
    <parentFolder>http://exampleAPI/nms/v1/myStore/tel%3A%2B19585550100/folders/flid123</parentFolder>
    <attributes>
      <attribute>
        <name>Message-Context</name>
        <value>pager-message</value>
      </attribute>
      <attribute>
        <name>From</name>
        <value>tel:+19585550100</value>
      </attribute>
      <attribute>
        <name>Date</name>
```

```

    <value>2013-11-12T09:12:00Z</value>
  </attribute>
  <attribute>
    <name>Direction</name>
    <value>In</value>
  </attribute>
  <attribute>
    <name>Content-Type</name>
    <value>text/plain</value>
  </attribute>
</attributes>
<flags>
  <flag>\Seen</flag>
  <flag>\Answered</flag>
  <resourceURL>http://exampleAPI/nms/v1/myStore/tel%3A%2B19585550100/objects/old990/flags</resourceURL>
</flags>
<resourceURL>http://exampleAPI/nms/v1/myStore/tel%3A%2B19585550100/objects/old990</resourceURL>
<path>/main/f81d4fae-7dec-11d0-a765-00a0c91e6bf6/old990</path>
<payloadURL>http://exampleAPI/nms/v1/myStore/tel%3A%2B19585550100/objects/old990/payload</payloadURL>
<lastModSeq>101</lastModSeq>
</object>
<object>
  <parentFolder>http://exampleAPI/nms/v1/myStore/tel%3A%2B19585550100/folders/flid123</parentFolder>
  <attributes>
    <attribute>
      <name>Message-Context</name>
      <value>pager-message</value>
    </attribute>
    <attribute>
      <name>From</name>
      <value>tel:+19585550100</value>
    </attribute>
    <attribute>
      <name>Date</name>
      <value>2013-12-12T12:30:50Z</value>
    </attribute>
    <attribute>
      <name>Direction</name>
      <value>In</value>
    </attribute>
    <attribute>
      <name>Content-Type</name>
      <value>text/plain</value>
    </attribute>
  </attributes>
  <flags>
    <flag>\Seen</flag>
    <flag>\Answered</flag>
    <flag>\Flagged</flag>
    <resourceURL>http://exampleAPI/nms/v1/myStore/tel%3A%2B19585550100/objects/old1000/flags</resourceURL>
  </flags>
  <resourceURL>http://exampleAPI/nms/v1/myStore/tel%3A%2B19585550100/objects/old1000</resourceURL>
  <path>/main/f81d4fae-7dec-11d0-a765-00a0c91e6bf6/old1000</path>
  <payloadURL>http://exampleAPI/nms/v1/myStore/tel%3A%2B19585550100/objects/old1000/payload</payloadURL>
  <lastModSeq>125</lastModSeq>
</object>

```

```
<cursor>cursor111</cursor>
</nms:objectList>
```

### 6.7.5.2 Example 2: Retrieve the remaining search response list (Informative)

This example continues on the search which was started in Example 1. Note the usage of cursor element provided in the previous Example 1 and the usage of it as fromCursor in Example 2. Also note that, since the list is complete, the response in this example does not provide the cursor element in the response.

#### 6.7.5.2.1 Request

```
POST /exampleAPI/nms/v1/myStore/tel%3A%2B19585550100/objects/operations/search HTTP/1.1
Host: example.com
Authorization: BEARER 08776724-6d0d-4aa6-a404-2bc19b5cf903
Accept: application/xml
Content-Type: application/xml
Content-Length: nnnn
```

```
<?xml version="1.0" encoding="UTF-8"?>
<nms:selectionCriteria xmlns:nms="urn:oma:xml:rest:netapi:nms:1">
  <fromCursor>cursor111</fromCursor>
  <maxEntries>3</maxEntries>
  <searchCriteria>
    <criterion>
      <type>Attribute</type>
      <name>Message-Context</name>
      <value>pager-message</value>
    </criterion>
    <criterion>
      <type>Attribute</type>
      <name>Direction</name>
      <value>In</value>
    </criterion>
    <criterion>
      <type>Attribute</type>
      <name>From</name>
      <value>tel:+19585550100</value>
    </criterion>
    <criterion>
      <type>Date</type>
      <value>minDate=2013-11-11T09:30:10Z</value>
    </criterion>
    <operator>And</operator>
  </searchCriteria>
  <sortCriterion>
    <type>Date</type>
    <order>Ascending</order>
  </sortCriterion>
</nms:selectionCriteria>
```

#### 6.7.5.2.2 Response

```
HTTP/1.1 200 OK
Date: Fri, 14 Mar 2014 04:51:59 GMT
Content-Type: application/xml
Content-Length: nnnn
```

```

<?xml version="1.0" encoding="UTF-8"?>
<nms:objectList xmlns:nms="urn:oma:xml:rest:netapi:nms:1">
  <object>
    <parentFolder>http://exampleAPI/nms/v1/myStore/tel%3A%2B19585550100/folders/flid223</parentFolder>
    <attributes>
      <attribute>
        <name>Message-Context</name>
        <value>pager-message</value>
      </attribute>
      <attribute>
        <name>From</name>
        <value>tel:+19585550100</value>
      </attribute>
      <attribute>
        <name>Date</name>
        <value>2013-11-14T06:20:10Z </value>
      </attribute>
      <attribute>
        <name>Direction</name>
        <value>In</value>
      </attribute>
      <attribute>
        <name>Content-Type</name>
        <value>text/plain</value>
      </attribute>
    </attributes>
    <flags>
      <flag>\Seen</flag>
      <flag>\Answered</flag>
      <resourceURL>http://exampleAPI/nms/v1/myStore/tel%3A%2B19585550100/objects/old1005/flags</resourceURL>
    </flags>
    <resourceURL>http://exampleAPI/nms/v1/myStore/tel%3A%2B19585550100/objects/old1005</resourceURL>
    <path>/main/StaffMeeting/old1005</path>
    <payloadURL>http://exampleAPI/nms/v1/myStore/tel%3A%2B19585550100/objects/old1005/payload</payloadURL>
    <lastModSeq>180</lastModSeq>
  </object>
  <object>
    <parentFolder>http://exampleAPI/nms/v1/myStore/tel%3A%2B19585550100/folders/flid223</parentFolder>
    <attributes>
      <attribute>
        <name>Message-Context</name>
        <value>pager-message</value>
      </attribute>
      <attribute>
        <name>From</name>
        <value>tel:+19585550100</value>
      </attribute>
      <attribute>
        <name>Date</name>
        <value>2013-12-14T08:30:50Z</value>
      </attribute>
      <attribute>
        <name>Direction</name>
        <value>In</value>
      </attribute>
    </attributes>
  </object>
</nms:objectList>

```



```

<attribute>
  <name>Content-Type</name>
  <value>text/plain</value>
</attribute>
</attributes>
<flags>
  <flag>\Recent</flag>
  <resourceURL>http://exampleAPI/nms/v1/myStore/tel%3A%2B19585550100/objects/old1010/flags</resourceURL>
</flags>
<resourceURL>http://exampleAPI/nms/v1/myStore/tel%3A%2B19585550100/objects/old1010</resourceURL>
<path>/main/StaffMeeting/old1010</path>
<payloadURL>http://exampleAPI/nms/v1/myStore/tel%3A%2B19585550100/objects/old1010/payload</payloadURL>
<lastModSeq>195</lastModSeq>
</object>
</nms:objectList>

```

### 6.7.5.3 Example 3: Search for a substring in all searchable text attributes and bodies (Informative)

In this example a search is made for a matching substring “Football” in all existing user’s messages in the storage. The search uses the search type “AllTextAttributes” to denote a search across all searchable text attributes (e.g., subject, transcript, etc.). See section 5.3.3.1 for further information.

#### 6.7.5.3.1 Request

```
POST /exampleAPI/nms/v1/myStore/tel%3A%2B19585550100/objects/operations/search HTTP/1.1
```

```
Host: example.com
```

```
Authorization: BEARER 08776724-6d0d-4aa6-a404-2bc19b5cf903
```

```
Accept: application/xml
```

```
Content-Type: application/xml
```

```
Content-Length: nnnn
```

```

<?xml version="1.0" encoding="UTF-8"?>
<nms:selectionCriteria xmlns:nms="urn:oma:xml:rest:netapi:nms:1">
  <maxEntries>3</maxEntries>
  <searchCriteria>
    <criterion>
      <type>AllTextAttributes</type>
      <value>Football</value>
    </criterion>
  </searchCriteria>
</nms:selectionCriteria>

```

#### 6.7.5.3.2 Response

```
HTTP/1.1 200 OK
```

```
Date: Thu, 07 Jun 2013 02:51:59 GMT
```

```
Content-Type: application/xml
```

```
Content-Length: nnnn
```

```

<?xml version="1.0" encoding="UTF-8"?>
<nms:objectList xmlns:nms="urn:oma:xml:rest:netapi:nms:1">
  <object>
    <parentFolder>http://exampleAPI/nms/v1/myStore/tel%3A%2B19585550100/folders/fld8686</parentFolder>
    <attributes>

```

```

<attribute>
  <name>Message-Context</name>
  <value>text-message</value>
</attribute>
<attribute>
  <name>From</name>
  <value>tel:+19587236564</value>
</attribute>
<attribute>
  <name>Subject</name>
  <value>R U coming to football game today</value>
</attribute>
<attribute>
  <name>Date</name>
  <value>2013-12-02T08:30:10Z</value>
</attribute>
<attribute>
  <name>Direction</name>
  <value>In</value>
</attribute>
<attribute>
  <name>Content-Type</name>
  <value>multipart/mixed</value>
</attribute>
</attributes>
<flags>
  <flag>\Seen</flag>
  <flag>\Answered</flag>
</flags>
<resourceURL>http://exampleAPI/nms/v1/myStore/tel%3A%2B19585550100/objects/old123</resourceURL>
<path>/main/f81d4fae-7dec-11d0-a765-00a0c91e6bf6/old123</path>
<payloadURL>http://exampleAPI/nms/v1/myStore/tel%3A%2B19585550100/objects/old123/payload</payloadURL>
<lastModSeq>7688</lastModSeq>
</object>
</nms:objectList>

```

## 6.7.6 DELETE

Method not allowed by the resource. The returned HTTP error status is 405. The server should also include the 'Allow: POST' field in the response as per section 14.7 of [RFC2616].

## 6.8 Resource: Resource URLs of a selected set of objects in the storage

The resource used is:

```
://{serverRoot}/nms/{apiVersion}/{storeName}/{boxId}/objects/operations/pathTold
```

This resource is used for retrieving the resource URL for an object based on its pathname or a list of objects, based on their pathnames.

### 6.8.1 Request URL variables

The following request URL variables are common for all HTTP methods:

Name	Description
serverRoot	Server base url: hostname+port+base path. Port and base path are OPTIONAL. Example: example.com/exampleAPI
apiVersion	Version of the API client wants to use. The value of this variable is defined in section 5.2
storeName	Name of the storage. This variable can be used to allow multi-tenancy (i.e. a server hosting multiple independent stores). The value of this variable is deployment dependent (e.g. in simple deployment scenarios it could be a fixed literal).
boxId	Identifier of designated area within the store (a "box"). The value of this variable depends on the deployment scenario and the service provider's policy. For example: <ul style="list-style-type: none"> <li>- in deployment scenario where each user is allocated a 'box' of its own, the value of "boxId" can be equivalent to the unique identifier of the user (e.g. userId).</li> <li>- in deployment scenario where a 'box' is allocated to a group of multiple users (or machines), the value of "boxId" can be a unique identifier of the group</li> </ul> in deployment scenarios where a 'box' is allocated to a machine (non-human user), the value of the "boxId" can be a unique identifier of the machine

See section 6 for a statement on the escaping of reserved characters in URL variables.

## 6.8.2 Response Codes and Error Handling

For HTTP response codes, see [REST\_NetAPI\_Common].

For Policy Exception and Service Exception fault codes applicable to Network Message Storage, see section 7.

### 6.8.3 GET

This operation is used for retrieving the resource URL for an object based on its pathname.

Supported parameters in the query string of the Request URL are:

Name	Type/Values	Optional	Description
path	xsd:string	No	The location of the object in the hierarchical storage. If path is absent, malformed or invalid, an appropriate Service Exception (e.g. SVC0004) SHALL be returned.

#### 6.8.3.1 Example 1: Retrieve object's resource URL based on its path (Informative)

##### 6.8.3.1.1 Request

```
GET /exampleAPI/nms/v1/myStore/tel%3A%2B19585550100/objects/operations/pathTold?path=%2Fmain%2Fconversation5/obj12345
HTTP/1.1
Host: example.com
Authorization: BEARER 08776724-6d0d-4aa6-a404-2bc19b5cf903
Accept: application/xml
```

### 6.8.3.1.2 Response

```
HTTP/1.1 200 OK
Date: Thu, 24 Jul 2013 12:51:59 GMT
Content-Type: application/xml
Content-Length: nnnn
```

```
<?xml version="1.0" encoding="UTF-8"?>
<nms:reference xmlns:nms="urn:oma:xml:rest:netapi:nms:1">
  <resourceURL>http://exampleAPI/nms/v1/myStore/tel%3A%2B19585550100/objects/obj12345</resourceURL>
  <path>/main/conversation5/obj12345</path>
</nms:reference>
```

### 6.8.3.2 Example 2: Retrieve object's resource URL based on its path, failure due to an invalid path (Informative)

In this example the path is invalid: it points to a non-existent object/main//conversation5/obj12345.

#### 6.8.3.2.1 Request

```
GET
/exampleAPI/nms/v1/myStore/tel%3A%2B19585550100/objects/operations/pathTold?path=%2Fmain%2F%2Fconversation5/obj12345
HTTP/1.1
Host: example.com
Authorization: BEARER 08776724-6d0d-4aa6-a404-2bc19b5cf903
Accept: application/xml
```

#### 6.8.3.2.2 Response

```
HTTP/1.1 400 Bad Request
Date: Thu, 24 Jul 2013 12:51:59 GMT
Content-Type: application/xml
Content-Length: nnnn

<?xml version="1.0" encoding="UTF-8"?>
<common:requestError xmlns:common="urn:oma:xml:rest:netapi:common:1">
  <serviceException>
    <messageId>SVC0002</messageId>
    <text>Invalid input value for message part %1</text>
    <variables>/main//conversation5/obj12345</variables>
  </serviceException>
</common:requestError>
```

## 6.8.4 PUT

Method not allowed by the resource. The returned HTTP error status is 405. The server should also include the 'Allow: GET, POST' field in the response as per section 14.7 of [RFC2616].

## 6.8.5 POST

This operation is used for retrieving the resource URLs for a list of objects based on their pathnames.

## 6.8.5.1 Example 1: Retrieve list of objects' resource URLs based on their paths (Informative)

### 6.8.5.1.1 Request

```
POST /exampleAPI/nms/v1/myStore/tel%3A%2B19585550100/objects/operations/pathTold HTTP/1.1
Host: example.com
Authorization: BEARER 08776724-6d0d-4aa6-a404-2bc19b5cf903
Accept: application/xml
Content-Type: application/xml
Content-Length: nnnn

<?xml version="1.0" encoding="UTF-8"?>
<nms:pathList xmlns:nms="urn:oma:xml:rest:netapi:nms:1">
  <path>/main/f81d4fae-7dec-11d0-a765-00a0c91e6bf6/old111</path>
  <path>/main/conversation5/old221</path>
  <path>/main/conversation5/old222</path>
</nms:pathList>
```

### 6.8.5.1.2 Response

```
HTTP/1.1 200 OK
Date: Tue, 20 Nov 2013 12:51:59 GMT
Content-Type: application/xml
Content-Length: nnnn

<?xml version="1.0" encoding="UTF-8"?>
<nms:bulkResponseList xmlns:nms="urn:oma:xml:rest:netapi:nms:1">
  <response>
    <code>200</code>
    <reason>OK</reason>
    <success>
      <resourceURL>http://exampleAPI/nms/v1/myStore/tel%3A%2B19585550100/objects/old111</resourceURL>
      <path>/main/f81d4fae-7dec-11d0-a765-00a0c91e6bf6/old111</path>
    </success>
  </response>
  <response>
    <code>200</code>
    <reason>OK</reason>
    <success>
      <resourceURL>http://exampleAPI/nms/v1/myStore/tel%3A%2B19585550100/objects/old221</resourceURL>
      <path>/main/conversation5/old221</path>
    </success>
  </response>
  <response>
    <code>200</code>
    <reason>OK</reason>
    <success>
      <resourceURL>http://exampleAPI/nms/v1/myStore/tel%3A%2B19585550100/objects/old222</resourceURL>
      <path>/main/conversation5/old222</path>
    </success>
  </response>
</nms:bulkResponseList>
```

### 6.8.5.2 Example 2: Retrieve list of objects' resource URLs based on their paths, at least one path to a non-existing object (Informative)

In this example there is an invalid path which does not match an existing object. Response to the request is a 200 OK while the actual result of the success or failure for each object in the request are reported in the response body

#### 6.8.5.2.1 Request

```
POST /exampleAPI/nms/v1/myStore/tel%3A%2B19585550100/objects/operations/pathTold HTTP/1.1
Host: example.com
Authorization: BEARER 08776724-6d0d-4aa6-a404-2bc19b5cf903
Accept: application/xml
Content-Type: application/xml
Content-Length: nnnn

<?xml version="1.0" encoding="UTF-8"?>
<nms:pathList xmlns:nms="urn:oma:xml:rest:netapi:nms:1">
  <path>/main/f81d4fae-7dec-11d0-a765-00a0c91e6bf6/old111</path>
  <path>/cleanups/conversation5/old221</path>
</nms:pathList>
```

#### 6.8.5.2.2 Response

```
HTTP/1.1 200 OK
Date: Tue, 18 Feb 2014 12:09:09 GMT
Content-Type: application/xml
Content-Length: nnnn

<?xml version="1.0" encoding="UTF-8"?>
<nms:bulkResponseList xmlns:nms="urn:oma:xml:rest:netapi:nms:1">
  <response>
    <code>200</code>
    <reason>OK</reason>
    <success>
      <resourceURL>http://exampleAPI/nms/v1/myStore/tel%3A%2B19585550100/objects/old111</resourceURL>
      <path>/main/f81d4fae-7dec-11d0-a765-00a0c91e6bf6/old111</path>
    </success>
  </response>
  <response>
    <code>400</code>
    <reason>Bad Request</reason>
    <failure>
      <serviceException>
        <messageId>SVC0002</messageId>
        <text>Invalid input value for message part %1</text>
        <variables>/cleanups/conversation5/old221</variables>
      </serviceException>
    </failure>
  </response>
</nms:bulkResponseList>
```

#### 6.8.5.3 (void)

### 6.8.6 DELETE

Method not allowed by the resource. The returned HTTP error status is 405. The server should also include the 'Allow: GET, POST' field in the response as per section 14.7 of [RFC2616].

## 6.9 Resource: Bulk creation of objects

The resource used is:

**://{serverRoot}/nms/{apiVersion}/{storeName}/{boxId}/objects/operations/bulkCreation**

This resource is used for creating multiple objects using a single request.

### 6.9.1 Request URL variables

The following request URL variables are common for all HTTP methods:

Name	Description
serverRoot	Server base url: hostname+port+base path. Port and base path are OPTIONAL. Example: example.com/exampleAPI
apiVersion	Version of the API client wants to use. The value of this variable is defined in section 5.2
storeName	Name of the storage. This variable can be used to allow multi-tenancy (i.e. a server hosting multiple independent stores). The value of this variable is deployment dependent (e.g. in simple deployment scenarios it could be a fixed literal).
boxId	Identifier of designated area within the store (a "box"). The value of this variable depends on the deployment scenario and the service provider's policy. For example: <ul style="list-style-type: none"> <li>- in deployment scenario where each user is allocated a 'box' of its own, the value of "boxId" can be equivalent to the unique identifier of the user (e.g. userId).</li> <li>- in deployment scenario where a 'box' is allocated to a group of multiple users (or machines), the value of "boxId" can be a unique identifier of the group</li> </ul> in deployment scenarios where a 'box' is allocated to a machine (non-human user), the value of the "boxId" can be a unique identifier of the machine

See section 6 for a statement on the escaping of reserved characters in URL variables.

### 6.9.2 Response Codes and Error Handling

If the creation of all the objects failed the HTTP response code SHALL be 4xx or 5xx.

Otherwise the HTTP response code SHALL be 2xx, even if the creation of some (but not all) objects failed.

For HTTP response codes, see [REST\_NetAPI\_Common].

The response body includes a list of success or failure status for each object in the request list respectively.

The maximum size of bulk creation request MAY be limited subject to server's pre-defined policy, e.g. by number of objects, object size, total request size. For this reason the client SHOULD NOT make unreasonably large bulk creation requests.

For Policy Exception and Service Exception fault codes applicable to Network Message Storage, see section 7.

### 6.9.3 GET

Method not allowed by the resource. The returned HTTP error status is 405. The server should also include the 'Allow: POST' field in the response as per section 14.7 of [RFC2616].

### 6.9.4 PUT

Method not allowed by the resource. The returned HTTP error status is 405. The server should also include the 'Allow: POST' field in the response as per section 14.7 of [RFC2616].

## 6.9.5 POST

This operation is used for creating multiple objects in a single request.

The request contains both the ObjectList data structure and the payloads of each uploaded object.

The request body is a multipart/form-data entity, where the first entry of the form is the ObjectList and the subsequent entries of the form are the payloads of the objects. This format is an extension of that defined in [REST\_NetAPI\_Common] and [REST\_WP], and follows [RFC2388].

- The root fields are as described in [REST\_NetAPI\_Common]. The type of this form entry MUST be ObjectList.
- For each object, in the same order as they appear in the ObjectList, the multimedia contents are represented as described in [REST\_NetAPI\_Common]. The resulting form-data parts each have the same name (“attachments”). The concerns of [RFC2388] section 5.5 do not apply: NMS servers, clients, and intermediaries MUST NOT reorder these fields.

Where an object contains no content item (i.e., no payload), this is represented by including a MIME body with:

```
Content-Disposition: form-data; name="attachments"
```

```
Content-Length: 0
```

and no Content-Type.

The response body contains a BulkResponseList, and the order of the elements in the list corresponds to the order of the Object elements in the request (within ObjectList).

### 6.9.5.1 Example 1: Bulk creation

(Informative)

In this example three objects are created using a single POST request. Response to the request is a 200 OK while the actual result of the success or failure for each object in the request are reported in the response body. In this example it is assumed that folder “Pictures” did not exist prior to the request, but is implicitly created upon creation of the first child object.

#### 6.9.5.1.1 Request

```
POST /exampleAPI/nms/v1/myStore/tel%3A%2B19585550100/objects/operations/bulkCreation HTTP/1.1
Accept: application/xml
Authorization: BEARER 08776724-6d0d-4aa6-a404-2bc19b5cf903
Host: example.com
Content-Type: multipart/form-data; boundary="====outer123456==";
Content-Length: nnnn
MIME-Version: 1.0

====outer123456==
Content-Type: application/xml
Content-Disposition: form-data; name="root-fields"
Content-Length: nnnn

<?xml version="1.0" encoding="UTF-8"?>
<nms:objectList xmlns:nms="urn:oma+xml:rest:netapi:nms:1">
  <object>
    <parentFolder>http://example.com/exampleAPI/nms/v1/myStore/tel%3A%2B19585550100/folders/fld123</parentFolder>
    <attributes/>
    <flags>
      <flag>\Seen</flag>
      <flag>\Flagged</flag>
    </flags>
  </object>
```



```

<object>
<parentFolderPath>/Pictures</parentFolderPath>
<attributes/>
<flags>
  <flag>\Seen</flag>
</flags>
</object>
<object>
<parentFolderPath>/Pictures</parentFolderPath>
<attributes/>
<flags>
  <flag>\Seen</flag>
  <flag>\Flagged</flag>
</flags>
</object>
</nms:objectList>
=====outer123456==
Content-Type: multipart/mixed; boundary="---sep---"
Content-Disposition: form-data; name="attachments"

---sep---
Content-Type: text/plain
Content-Disposition: attachment; filename="body.txt"

See attached photo

---sep---
Content-Type: image/gif
Content-Disposition: attachment; filename="picture.gif"

GIF89a...binary image data...

---sep---
=====outer123456==
Content-Type: multipart/mixed; boundary="---sep---"
Content-Disposition: form-data; name="attachments"

---sep---
Content-Type: text/plain
Content-Disposition: attachment; filename="body.txt"

Photo from trip to Vancouver

---sep---
Content-Type: image/gif
Content-Disposition: attachment; filename="picture.gif"

GIF89a...binary image data...

---sep---
=====outer123456==
Content-Type: multipart/mixed; boundary="---sep---"
Content-Disposition: form-data; name="attachments"

---sep---
Content-Type: text/plain

```

Content-Disposition: attachment; filename="body.txt"

Photo from Sorrento Meeting

-----sep----

Content-Type: image/gif

Content-Disposition: attachment; filename="picture.gif"

GIF89a...binary image data...

-----sep-----

=====outer123456=====

### 6.9.5.1.2 Response

HTTP/1.1 200 OK

Date: Tue, 18 Feb 2014 12:09:09 GMT

Content-Type: application/xml

Content-Length: nnnn

```
<?xml version="1.0" encoding="UTF-8"?>
<nms:bulkResponseList xmlns:nms="urn:oma:xml:rest:netapi:nms:1">
  <response>
    <code>201</code>
    <reason>Created</reason>
    <success>
      <resourceURL>http://example.com/exampleAPI/nms/v1/myStore/tel%3A%2B19585550100/objects/obj412</resourceURL>
      <path>/SpringBreak2014/obj412</path>
    </success>
  </response>
  <response>
    <code>403</code>
    <reason>Forbidden</reason>
    <failure>
      <policyException>
        <messageId>POL0001</messageId>
        <text>A policy error occurred. Error code is %1</text>
        <variables>E42</variables>
      </policyException>
    </failure>
  </response>
  <response>
    <code>201</code>
    <reason>Created</reason>
    <success>
      <resourceURL>http://example.com/exampleAPI/nms/v1/myStore/tel%3A%2B19585550100/objects/obj413</resourceURL>
      <path>/Pictures/obj413</path>
    </success>
  </response>
</nms:bulkResponseList>
```

## 6.10 Resource: Resource containing all folders

The resource used is:

**://{serverRoot}/nms/{apiVersion}/{storeName}/{boxId}/folders**

This resource is used for creating a new folder.

## 6.10.1 Request URL variables

The following request URL variables are common for all HTTP methods:

Name	Description
serverRoot	Server base url: hostname+port+base path. Port and base path are OPTIONAL. Example: example.com/exampleAPI
apiVersion	Version of the API client wants to use. The value of this variable is defined in section 5.2
storeName	Name of the storage. This variable can be used to allow multi-tenancy (i.e. a server hosting multiple independent stores). The value of this variable is deployment dependent (e.g. in simple deployment scenarios it could be a fixed literal).
boxId	Identifier of designated area within the store (a "box"). The value of this variable depends on the deployment scenario and the service provider's policy. For example: <ul style="list-style-type: none"> <li>- in deployment scenario where each user is allocated a 'box' of its own, the value of "boxId" can be equivalent to the unique identifier of the user (e.g. userId).</li> <li>- in deployment scenario where a 'box' is allocated to a group of multiple users (or machines), the value of "boxId" can be a unique identifier of the group</li> <li>- in deployment scenarios where a 'box' is allocated to a machine (non-human user), the value of the "boxId" can be a unique identifier of the machine</li> </ul>

See section 6 for a statement on the escaping of reserved characters in URL variables.

## 6.10.2 Response Codes and Error Handling

For HTTP response codes, see [REST\_NetAPI\_Common].

For Policy Exception and Service Exception fault codes applicable to Network Message Storage, see section 7.

### 6.10.3 GET

Method not allowed by the resource. The returned HTTP error status is 405. The server should also include the 'Allow: POST' field in the response as per section 14.7 of [RFC2616].

### 6.10.4 PUT

Method not allowed by the resource. The returned HTTP error status is 405. The server should also include the 'Allow: POST' field in the response as per section 14.7 of [RFC2616].

### 6.10.5 POST

This operation is used for creating a new folder.

#### 6.10.5.1 Example 1: Folder creation by parentFolder path, response with a location of created resource (Informative)

The following example shows a request for creating a new folder called BoardMeeting to be created under the folder with path "/main". This example assumes that a folder with path "/main" already exists.

##### 6.10.5.1.1 Request

```
POST /exampleAPI/nms/v1/myStore/tel%3A%2B19585550100/folders HTTP/1.1
Accept: application/xml
```

```

Authorization: BEARER 08776724-6d0d-4aa6-a404-2bc19b5cf903
Host: example.com
Content-Type: application/xml
Content-Length: nnnn
MIME-Version: 1.0

```

```

<?xml version="1.0" encoding="UTF-8"?>
<nms:folder xmlns:nms="urn:oma:xml:rest:netapi:nms:1">
  <parentFolderPath>/main</parentFolderPath>
  <attributes></attributes>
  <name>BoardMeeting</name>
</nms:folder>

```

### 6.10.5.1.2 Response

```

HTTP/1.1 201 Created
Date: Tue, 20 Aug 2013 02:51:59 GMT
Location: http://example.com/exampleAPI/nms/v1/myStore/tel%3A%2B19585550100/folders/fld456
Content-Type: application/xml
Content-Length: nnnn

```

```

<?xml version="1.0" encoding="UTF-8"?>
<nms:reference xmlns:nms="urn:oma:xml:rest:netapi:nms:1">
  <resourceURL>http://example.com/exampleAPI/nms/v1/myStore/tel%3A%2B19585550100/folders/fld456</resourceURL>
</nms:reference>

```

### 6.10.5.2 Example 2: Folder creation by parentFolder path, response with a copy of created resource (Informative)

The following example shows a request for creating a new folder called NMSdiscussion to be created under the folder with path “/main”.

This example assumes that a folder with path “/main” already exists.

#### 6.10.5.2.1 Request

```

POST /exampleAPI/nms/v1/myStore/tel%3A%2B19585550100/folders HTTP/1.1
Accept: application/xml
Host: example.com
Authorization: BEARER 08776724-6d0d-4aa6-a404-2bc19b5cf903
Content-Type: application/xml
Content-Length: nnnn
MIME-Version: 1.0

```

```

<?xml version="1.0" encoding="UTF-8"?>
<nms:folder xmlns:nms="urn:oma:xml:rest:netapi:nms:1">
  <parentFolderPath>/main</parentFolderPath>
  <attributes></attributes>
  <name>NMSdiscussion</name>
</nms:folder>

```

#### 6.10.5.2.2 Response

```

HTTP/1.1 201 Created
Date: Tue, 15 Apr 2014 02:51:59 GMT

```

```

Location: http://example.com/exampleAPI/nms/v1/myStore/tel%3A%2B19585550100/folders/fld559
Content-Type: application/xml
Content-Length: nnnn

<?xml version="1.0" encoding="UTF-8"?>
<nms:folder xmlns:nms="urn:oma:xml:rest:netapi:nms:1">
  <parentFolder>http://example.com/exampleAPI/nms/v1/myStore/tel%3A%2B19585550100/folders/fld554</parentFolder>
  <attributes>
    <attribute>
      <name>Date</name>
      <value>2014-04-15T02:51:55Z</value>
    </attribute>
    <attribute>
      <name>Name</name>
      <value>NMSdiscussion</value>
    </attribute>
  </attributes>
  <resourceURL>http://example.com/exampleAPI/nms/v1/myStore/tel%3A%2B19585550100/folders/fld559</resourceURL>
  <path>/main/NMSdiscussion</path>
  <name>NMSdiscussion</name>
  <lastModSeq>555</lastModSeq>
</nms:folder>

```

### 6.10.5.3 Example 3: Folder creation by parentFolder path, response creation failure due to an invalid folder path (Informative)

The following example shows a request for creating a new folder called “WorldCup2014” under the folder with path “/main/myBackups/Football”. This example assumes that the parent folder “/main/myBackups/Football” does not exist.

#### 6.10.5.3.1 Request

```

POST /exampleAPI/nms/v1/myStore/tel%3A%2B19585550100/folders HTTP/1.1
Accept: application/xml
Host: example.com
Authorization: BEARER 08776724-6d0d-4aa6-a404-2bc19b5cf903
Content-Type: application/xml
Content-Length: nnnn
MIME-Version: 1.0

<?xml version="1.0" encoding="UTF-8"?>
<nms:folder xmlns:nms="urn:oma:xml:rest:netapi:nms:1">
  <parentFolderPath>/main/myBackups/Football</parentFolderPath>
  <attributes></attributes>
  <name>WorldCup2014</name>
</nms:folder>

```

#### 6.10.5.3.2 Response

```

HTTP/1.1 400 Bad request
Date: Tue, 20 Nov 2013 02:51:59 GMT
Content-Type: application/xml
Content-Length: nnnn

<?xml version="1.0" encoding="UTF-8"?>
<common:requestError xmlns:common="urn:oma:xml:rest:netapi:common:1">

```

```

<serviceException>
  <messageId>SVC0002</messageId>
  <text>Invalid input value for message part %1</text>
  <variables>/main/myBackups/Football</variables>
</serviceException>
</common:requestError>

```

#### 6.10.5.4 Example 4: Folder creation by parentFolder resourceURL, response with a copy of created resource (Informative)

The following example shows a request for creating a new folder called SorrentoMeeting to be created under the folder with Id of fld559. See previous example where NMSdiscussion was created under “/main”. In this example we create SorrentoMeeting folder under NMSdiscussion folder using its folderId = fld559. This example assumes that folderId=fld559 already exists.

##### 6.10.5.4.1 Request

```

POST /exampleAPI/nms/v1/myStore/tel%3A%2B19585550100/folders HTTP/1.1
Accept: application/xml
Host: example.com
Authorization: BEARER 08776724-6d0d-4aa6-a404-2bc19b5cf903
Content-Type: application/xml
Content-Length: nnnn
MIME-Version: 1.0

```

```

<?xml version="1.0" encoding="UTF-8"?>
<nms:folder xmlns:nms="urn:oma:xml:rest:netapi:nms:1">
  <parentFolder>http://example.com/exampleAPI/nms/v1/myStore/tel%3A%2B19585550100/folders/fld559</parentFolder>
  <attributes></attributes>
  <name>SorrentoMeeting</name>
</nms:folder>

```

##### 6.10.5.4.2 Response

```

HTTP/1.1 201 Created
Date: Tue, 20 Jan 2014 11:20:13 GMT
Location: http://example.com/exampleAPI/nms/v1/myStore/tel%3A%2B19585550100/folders/fld560
Content-Type: application/xml
Content-Length: nnnn

```

```

<?xml version="1.0" encoding="UTF-8"?>
<nms:folder xmlns:nms="urn:oma:xml:rest:netapi:nms:1">
  <parentFolder>http://example.com/exampleAPI/nms/v1/myStore/tel%3A%2B19585550100/folders/fld559</parentFolder>
  <attributes>
    <attribute>
      <name>Date</name>
      <value>2014-01-20T11:20:10Z</value>
    </attribute>
    <attribute>
      <name>Name</name>
      <value>SorrentoMeeting</value>
    </attribute>
  </attributes>
  <resourceURL>http://example.com/exampleAPI/nms/v1/myStore/tel%3A%2B19585550100/folders/fld560</resourceURL>
  <path>/main/NMSdiscussion/SorrentoMeeting</path>

```

```
<name>SorrentoMeeting</name>
<lastModSeq>977</lastModSeq>
</nms:folder>
```

### 6.10.5.5 Example 5: Folder creation failure due to request missing the parent folder element (Informative)

#### 6.10.5.5.1 Request

```
POST /exampleAPI/nms/v1/myStore/tel%3A%2B19585550100/folders HTTP/1.1
Accept: application/xml
Host: example.com
Authorization: BEARER 08776724-6d0d-4aa6-a404-2bc19b5cf903
Content-Type: application/xml
Content-Length: nnnn
MIME-Version: 1.0
```

```
<?xml version="1.0" encoding="UTF-8"?>
<nms:folder xmlns:nms="urn:oma:xml:rest:netapi:nms:1">
  <attributes></attributes>
  <name>VegasMeeting</name>
</nms:folder>
```

#### 6.10.5.5.2 Response

```
HTTP/1.1 400 Bad Request
Date: Tue, 20 Nov 2014 20:51:51 GMT
Content-Type: application/xml
Content-Length: nnnn
```

```
<?xml version="1.0" encoding="UTF-8"?>
<common:requestError xmlns:common="urn:oma:xml:rest:netapi:common:1">
  <serviceException>
    <messageId>SVC0002</messageId>
    <text>Invalid input value for message part %1</text>
    <variables>Parent folder (missing</variables>
  </serviceException>
</common:requestError>
```

### 6.10.5.6 Example 6: Folder creation by parentFolder path, response creation failure due to prohibited location (i.e. requested parent folder) (Informative)

The following example shows a request for creation of user-defined folder under a prohibited system folder called /Default which is allowed to be used by CPM participating function only.

#### 6.10.5.6.1 Request

```
POST /exampleAPI/nms/v1/myStore/tel%3A%2B19585550100/folders HTTP/1.1
Accept: application/xml
Host: example.com
Authorization: BEARER 08776724-6d0d-4aa6-a404-2bc19b5cf903
Content-Type: application/xml
Content-Length: nnnn
MIME-Version: 1.0
```

```
<?xml version="1.0" encoding="UTF-8"?>
<nms:folder xmlns:nms="urn:oma:xml:rest:netapi:nms:1">
  <parentFolderPath>/Default</parentFolderPath>
  <attributes></attributes>
  <name>MySavedPictures</name>
</nms:folder>
```

### 6.10.5.6.2 Response

```
HTTP/1.1 403 Forbidden
Date: Tue, 20 Nov 2014 21:01:11 GMT
Content-Type: application/xml
Content-Length: nnnn
```

```
<?xml version="1.0" encoding="UTF-8"?>
<common:requestError xmlns:common="urn:oma:xml:rest:netapi:common:1">
  <policyException>
    <messageId>POL1031</messageId>
    <text>Attempt to create objects or folders under %1 is prohibited</text>
    <variables>/Default</variables>
  </policyException>
</common:requestError>
```

## 6.10.6 DELETE

Method not allowed by the resource. The returned HTTP error status is 405. The server should also include the ‘Allow: POST’ field in the response as per section 14.7 of [RFC2616].

## 6.11 Resource: A folder

The resource used is:

**://{serverRoot}/nms/{apiVersion}/{storeName}/{boxId}/folders/{folderId}**

This resource is used for managing a folder such as retrieving information about the contents of a folder or deleting a folder, including contained folders and objects (with their payload).

### 6.11.1 Request URL variables

The following request URL variables are common for all HTTP methods:

Name	Description
serverRoot	Server base url: hostname+port+base path. Port and base path are OPTIONAL. Example: example.com/exampleAPI
apiVersion	Version of the API client wants to use. The value of this variable is defined in section 5.2
storeName	Name of the storage. This variable can be used to allow multi-tenancy (i.e. a server hosting multiple independent stores). The value of this variable is deployment dependent (e.g. in simple deployment scenarios it could be a fixed literal).
boxId	Identifier of designated area within the store (a “box”). The value of this variable depends on the deployment scenario and the service provider’s policy. For example: <ul style="list-style-type: none"> <li>- in deployment scenario where each user is allocated a ‘box’ of its own, the value of “boxId” can be equivalent to the unique identifier of the user (e.g. userId).</li> <li>- in deployment scenario where a ‘box’ is allocated to a group of multiple users (or</li> </ul>



	machines), the value of “boxId” can be a unique identifier of the group - in deployment scenarios where a ‘box’ is allocated to a machine (non-human user), the value of the “boxId” can be a unique identifier of the machine
folderId	Folder identifier.

See section 6 for a statement on the escaping of reserved characters in URL variables.

## 6.11.2 Response Codes and Error Handling

For HTTP response codes, see [REST\_NetAPI\_Common].

For Policy Exception and Service Exception fault codes applicable to Network Message Storage, see section 7.

## 6.11.3 GET

This operation is used for retrieval of a folder’s properties such as its location and the list of contained subfolders and objects.

Supported parameters in the query string of the Request URL are:

Name	Type/Values	Optional	Description
fromCursor	xsd:string	Yes	The beginning position of the retrieve response. Omitting this value denotes the first position. The fromCursor is a cursor value provided by the server in a previous response to a request for the same folder; see section 5.1.10.
maxEntries	xsd:unsignedInt	Yes	Specifies maximum number of subfolders/objects entries to be returned in the response. The server MAY return fewer entries than this. Default is provided by server policy.
listFilter	xsd:string	Yes	Controls whether subfolders and/or objects (contained in the folder) is required to be returned in the body of the GET response. If listFilter is absent, GET response body SHALL NOT include subfolders nor objects. If listFilter is absent, maxEntries SHOULD be omitted (if present it SHALL be ignored). If listFilter = Subfolders, GET response body SHALL include only subfolders list. If listFilter = Objects, GET response body SHALL include only objects list . If listFilter = All, GET response body SHALL include both Subfolders and objects lists.
path	xsd:string	Yes	Controls whether folder's path is required to be returned in the body of the GET response. If path is absent, GET response body SHALL NOT include folder's path. If path = Yes, GET response body SHALL include the folder's path.
attrFilter	xsd:string	Yes	Defines selected attribute(s) to be returned in the body of the GET response. If attrFilter is absent, GET response body SHALL NOT include the following attributes which are considered to be processing-intensive from server's perspective: <ul style="list-style-type: none"> <li>• MsgCount</li> <li>• UnreadMsgCount</li> <li>• SubtreeMsgCount</li> <li>• SubtreeUnreadMsgCount</li> <li>• SubtreeSize</li> </ul> The syntax of this query parameter is: attrFilter=attrFilterValue, where attrFilterValue is an attribute name from the supported folder attribute names as listed in Appendix J. Multiple attrFilter=attrFilterValue pairs separated by "&" are allowed.

### 6.11.3.1 Example 1: Retrieve information about a folder

(Informative)

### 6.11.3.1.1 Request

```
GET /exampleAPI/nms/v1/myStore/tel%3A%2B19585550100/folders/fld608?path=Yes&attrFilter=SubtreeMsgCount&
attrFilter=SubtreeSize HTTP/1.1
Host: example.com
Authorization: BEARER 08776724-6d0d-4aa6-a404-2bc19b5cf903
Accept: application/xml
```

### 6.11.3.1.2 Response

```
HTTP/1.1 200 OK
Date: Fri, 14 Mar 2014 09:51:59 GMT
Content-Type: application/xml
Content-Length: nnnn

<?xml version="1.0" encoding="UTF-8"?>
<nms:folder xmlns:nms="urn:oma:xml:rest:netapi:nms:1">
  <parentFolder>http://example.com/exampleAPI/nms/v1/myStore/tel%3A%2B19585550100/folders/fld554</parentFolder>
  <attributes>
    <attribute>
      <name>Conversation-ID</name>
      <value>f81d4fae-7dec-11d0-a765-00a0c91e6bf6</value>
    </attribute>
    <attribute>
      <name>Contribution-ID</name>
      <value>abcdef-1234-5678-90ab-cdef01234567</value>
    </attribute>
    <attribute>
      <name>Date</name>
      <value>2013-11-19T08:30:50Z</value>
    </attribute>
    <attribute>
      <name>Name</name>
      <value>f81d4fae-7dec-11d0-a765-00a0c91e6bf6</value>
    </attribute>
    <attribute>
      <name>SubtreeMsgCount</name>
      <value>140</value>
    </attribute>
    <attribute>
      <name>SubtreeSize</name>
      <value>18766988</value>
    </attribute>
  </attributes>
  <resourceURL>http://example.com/exampleAPI/nms/v1/myStore/tel%3A%2B19585550100/folders/fld608</resourceURL>
  <path>/main/f81d4fae-7dec-11d0-a765-00a0c91e6bf6</path>
  <name>f81d4fae-7dec-11d0-a765-00a0c91e6bf6</name>
  <lastModSeq>600</lastModSeq>
</nms:folder>
```

### 6.11.3.2 Example 2: Retrieve information about a non-existent folder (Informative)

#### 6.11.3.2.1 Request

```
GET /exampleAPI/nms/v1/myStore/tel%3A%2B19585550100/folders/fld444777 HTTP/1.1
Host: example.com
```

Authorization: BEARER 08776724-6d0d-4aa6-a404-2bc19b5cf903  
 Accept: application/xml

### 6.11.3.2.2 Response

HTTP/1.1 404 Not Found  
 Content-Type: application/xml  
 Content-Length: nnnn  
 Date: Fri, 17 Jan 2014 17:51:59 GMT

```
<?xml version="1.0" encoding="UTF-8"?>
<common:requestError xmlns:common="urn:oma:xml:rest:netapi:common:1">
  <link rel="folder"
    href="http://exampleAPI/nms/v1/myStore/tel%3A%2B19585550100/folders/fld444777"/>
  <serviceException>
    <messageId>SVC0004</messageId>
    <text>No valid addresses provided in message part %1</text>
    <variables>Request-URI</variables>
  </serviceException>
</common:requestError>
```

### 6.11.3.3 Example 3: Retrieve information about a large folder (Informative)

#### 6.11.3.3.1 Request

GET /exampleAPI/nms/v1/myStore/tel%3A%2B19585550100/folders/fld608?listFilter=All&maxEntries=3 HTTP/1.1  
 Host: example.com  
 Authorization: BEARER 08776724-6d0d-4aa6-a404-2bc19b5cf903  
 Accept: application/xml

#### 6.11.3.3.2 Response

HTTP/1.1 200 OK  
 Date: Fri, 14 Mar 2014 09:51:59 GMT  
 Content-Type: application/xml  
 Content-Length: nnnn

```
<?xml version="1.0" encoding="UTF-8"?>
<nms:folder xmlns:nms="urn:oma:xml:rest:netapi:nms:1">
  <parentFolder>http://example.com/exampleAPI/nms/v1/myStore/tel%3A%2B19585550100/folders/fld554</parentFolder>
  <attributes>
    <attribute>
      <name>Conversation-ID</name>
      <value>f81d4fae-7dec-11d0-a765-00a0c91e6bf6</value>
    </attribute>
    <attribute>
      <name>Contribution-ID</name>
      <value>abcdef-1234-5678-90ab-cdef01234567</value>
    </attribute>
    <attribute>
      <name>Date</name>
      <value>2013-11-19T08:30:50Z</value>
    </attribute>
  </attributes>
  <resourceURL>http://example.com/exampleAPI/nms/v1/myStore/tel%3A%2B19585550100/folders/fld608</resourceURL>
```

```

<name>f81d4fae-7dec-11d0-a765-00a0c91e6bf6</name>
<lastModSeq>600</lastModSeq>
<cursor>abcdef?cur&amp;194</cursor>
<subFolders>
  <folderReference>
    <resourceURL>http://example.com/exampleAPI/nms/v1/myStore/tel%3A%2B19585550100/folders/fld901</resourceURL>
  </folderReference>
  <folderReference>
    <resourceURL>http://example.com/exampleAPI/nms/v1/myStore/tel%3A%2B19585550100/folders/fld227</resourceURL>
  </folderReference>
</subFolders>
<objects>
  <objectReference>
    <resourceURL>http://example.com/exampleAPI/nms/v1/myStore/tel%3A%2B19585550100/objects/obj880</resourceURL>
  </objectReference>
</objects>
</nms:folder>

```

#### 6.11.3.4 Example 4: Retrieve information about a large folder (Informative)

This example continues the previous one, by passing back the cursor provided by the server.

##### 6.11.3.4.1 Request

```

GET
/exampleAPI/nms/v1/myStore/tel%3A%2B19585550100/folders/fld608?fromCursor=abcdef%3Fcur%38194&listFilter=All&maxEntries=3
HTTP/1.1
Host: example.com
Authorization: BEARER 08776724-6d0d-4aa6-a404-2bc19b5cf903
Accept: application/xml

```

##### 6.11.3.4.2 Response

```

HTTP/1.1 200 OK
Date: Fri, 14 Mar 2014 09:51:59 GMT
Content-Type: application/xml
Content-Length: nnnn

<?xml version="1.0" encoding="UTF-8"?>
<nms:folder xmlns:nms="urn:oma:xml:rest:netapi:nms:1">
  <parentFolder>http://example.com/exampleAPI/nms/v1/myStore/tel%3A%2B19585550100/folders/fld554</parentFolder>
  <attributes>
    <attribute>
      <name>Conversation-ID</name>
      <value>f81d4fae-7dec-11d0-a765-00a0c91e6bf6</value>
    </attribute>
    <attribute>
      <name>Contribution-ID</name>
      <value>abcdef-1234-5678-90ab-cdef01234567</value>
    </attribute>
    <attribute>
      <name>Date</name>
      <value>2013-11-19T08:30:50Z</value>
    </attribute>
  </attributes>
  <resourceURL>http://example.com/exampleAPI/nms/v1/myStore/tel%3A%2B19585550100/folders/fld608</resourceURL>

```

```

<name>f81d4fae-7dec-11d0-a765-00a0c91e6bf6</name>
<lastModSeq>600</lastModSeq>
<subFolders>
  <folderReference>
    <resourceURL>http://example.com/exampleAPI/nms/v1/myStore/tel%3A%2B19585550100/folders/fld902</resourceURL>
  </folderReference>
</subFolders>
<objects>
  <objectReference>
    <resourceURL>http://example.com/exampleAPI/nms/v1/myStore/tel%3A%2B19585550100/objects/obj881</resourceURL>
  </objectReference>
</objects>
</nms:folder>

```

### 6.11.4 PUT

Method not allowed by the resource. The returned HTTP error status is 405. The server should also include the ‘Allow: GET, DELETE’ field in the response as per section 14.7 of [RFC2616].

### 6.11.5 POST

Method not allowed by the resource. The returned HTTP error status is 405. The server should also include the ‘Allow: GET, DELETE’ field in the response as per section 14.7 of [RFC2616].

### 6.11.6 DELETE

This operation is used to delete a folder. All the contained folders and objects (including their payload) in the targeted folder SHALL be deleted as well.

The server responds to a DELETE request with an HTTP 204 No Content response.

#### 6.11.6.1 Example 1: Delete a folder, response with “204 No Content” (Informative)

##### 6.11.6.1.1 Request

```

DELETE /exampleAPI/nms/v1/myStore/tel%3A%2B19585550100/folders/fld567 HTTP/1.1
Host: example.com
Accept: application/xml

```

##### 6.11.6.1.2 Response

```

HTTP/1.1 204 No Content
Date: Thu, 05 Sep 2013 06:05:09 GMT

```

## 6.12 Resource: Individual folder data

The resource used is:

```

//{{serverRoot}}/nms/{apiVersion}/{storeName}/{boxId}/folders/{folderId}/{ResourceRelPath}

```

This resource is used for changing a folder’s name. It can also be used to retrieve the folder’s name.

### 6.12.1 Request URL variables

The following request URL variables are common for all HTTP methods:

Name	Description
serverRoot	Server base url: hostname+port+base path. Port and base path are OPTIONAL. Example: example.com/exampleAPI
apiVersion	Version of the API client wants to use. The value of this variable is defined in section 5.2
storeName	Name of the storage. This variable can be used to allow multi-tenancy (i.e. a server hosting multiple independent stores). The value of this variable is deployment dependent (e.g. in simple deployment scenarios it could be a fixed literal).
boxId	Identifier of designated area within the store (a “box”). The value of this variable depends on the deployment scenario and the service provider’s policy. For example: <ul style="list-style-type: none"> <li>- in deployment scenario where each user is allocated a ‘box’ of its own, the value of “boxId” can be equivalent to the unique identifier of the user (e.g. userId).</li> <li>- in deployment scenario where a ‘box’ is allocated to a group of multiple users (or machines), the value of “boxId” can be a unique identifier of the group</li> <li>- in deployment scenarios where a ‘box’ is allocated to a machine (non-human user), the value of the “boxId” can be a unique identifier of the machine</li> </ul>
folderId	Folder identifier.
[ResourceRelPath]	Relative resource path for a Light-weight Resource, consisting of a relative path down to an element in the data structure. For more information about the applicable values (strings) for this variable, see 6.12.1.1.

See section 6 for a statement on the escaping of reserved characters in URL variables.

### 6.12.1.1 Light-weight relative resource paths

The following table describes the type of Light-weight Resources that can be accessed by using this resource, applicable methods, and the link to a data structure that contains values (strings) for those relative resource paths.

Light-weight Resource type	Method supported	Description
Individual folder data	GET, PUT	Enables access to folderName data element of a folder. See column [ResourceRelPath] for element “name” in section 5.3.2.8 for possible values for the Light-weight relative resource path.

## 6.12.2 Response Codes and Error Handling

For HTTP response codes, see [REST\_NetAPI\_Common].

For Policy Exception and Service Exception fault codes applicable to Network Message Storage, see section 7.

## 6.12.3 GET

This operation is used for retrieval of a folder’s name.

### 6.12.3.1 Example: Retrieve a folder’s name

(Informative)

#### 6.12.3.1.1 Request

```
GET /exampleAPI/nms/v1/myStore/tel%3A%2B19585550100/folders/fld456/folderName
HTTP/1.1
Host: example.com
Authorization: BEARER 08776724-6d0d-4aa6-a404-2bc19b5cf903
```

Accept: application/xml

### 6.12.3.1.2 Response

HTTP/1.1 200 OK  
 Date: Thu, 04 Jun 2012 02:51:59 GMT  
 Content-Type: application/xml  
 Content-Length: nnnn

```
<?xml version="1.0" encoding="UTF-8"?>
<nms:name xmlns:nms="urn:oma:xml:rest:netapi:nms:1">BoardMeeting</nms:name>
```

## 6.12.4 PUT

This operation is used for changing a folder's name

### 6.12.4.1 Example 1: Change folder name (Informative)

#### 6.12.4.1.1 Request

PUT /exampleAPI/nms/v1/myStore/tel%3A%2B19585550100/folders/fld456/folderName HTTP/1.1  
 Host: example.com  
 Authorization: BEARER 08776724-6d0d-4aa6-a404-2bc19b5cf903  
 Accept: application/xml  
 Content-Type: application/xml  
 Content-Length: nnnn

```
<?xml version="1.0" encoding="UTF-8"?>
<nms:name xmlns:nms="urn:oma:xml:rest:netapi:nms:1">BoardSession1</nms:name>
```

#### 6.12.4.1.2 Response

HTTP/1.1 200 OK  
 Date: Thu, 04 Jun 2012 02:51:59 GMT  
 Content-Type: application/xml  
 Content-Length: nnnn

```
<?xml version="1.0" encoding="UTF-8"?>
<nms:name xmlns:nms="urn:oma:xml:rest:netapi:nms:1">BoardSession1</nms:name>
```

### 6.12.4.2 Example 2: Change folder name, failure due to Policy error (Informative)

Certain folders may not be allowed to be renamed by the server. Attempting to rename such folders (e.g. /Default) would result in a Policy error.

#### 6.12.4.2.1 Request

PUT /exampleAPI/nms/v1/myStore/tel%3A%2B19585550100/folders/fld456/folderName HTTP/1.1  
 Host: example.com  
 Authorization: BEARER 08776724-6d0d-4aa6-a404-2bc19b5cf903  
 Accept: application/xml  
 Content-Type: application/xml  
 Content-Length: nnnn



```
<?xml version="1.0" encoding="UTF-8"?>
<nms:name xmlns:nms="urn:oma:xml:rest:netapi:nms:1">myDefault</nms:name>
```

#### 6.12.4.2.2 Response

```
HTTP/1.1 403 Forbidden
Date: Thr, 22 May 2014 21:01:11 GMT
Content-Type: application/xml
Content-Length: nnnn
```

```
<?xml version="1.0" encoding="UTF-8"?>
<common:requestError xmlns:common="urn:oma:xml:rest:netapi:common:1">
  <policyException>
    <messageId>POL1030</messageId>
    <text>Renaming this folder is not allowed</text>
  </policyException>
</common:requestError>
```

### 6.12.5 POST

Method not allowed by the resource. The returned HTTP error status is 405. The server should also include the ‘Allow: GET, PUT’ field in the response as per section 14.7 of [RFC2616].

### 6.12.6 DELETE

Method not allowed by the resource. The returned HTTP error status is 405. The server should also include the ‘Allow: GET, PUT’ field in the response as per section 14.7 of [RFC2616].

## 6.13 Resource: Information about a selected set of folders in the storage

The resource used is:

```
//{serverRoot}/nms/{apiVersion}/{storeName}/{boxId}/folders/operations/search
```

This resource is used for retrieving information about a set of selected folders.

The table in Section 6.7 applies to each SearchCriterion.

### 6.13.1 Request URL variables

The following request URL variables are common for all HTTP methods:

Name	Description
serverRoot	Server base url: hostname+port+base path. Port and base path are OPTIONAL. Example: example.com/exampleAPI
apiVersion	Version of the API client wants to use. The value of this variable is defined in section 5.2
storeName	Name of the storage. This variable can be used to allow multi-tenancy (i.e. a server hosting multiple independent stores). The value of this variable is deployment dependent (e.g. in simple deployment scenarios it could be a fixed literal).

boxId	<p>Identifier of designated area within the store (a “box”). The value of this variable depends on the deployment scenario and the service provider’s policy. For example:</p> <ul style="list-style-type: none"> <li>- in deployment scenario where each user is allocated a ‘box’ of its own, the value of “boxId” can be equivalent to the unique identifier of the user (e.g. userId).</li> <li>- in deployment scenario where a ‘box’ is allocated to a group of multiple users (or machines), the value of “boxId” can be a unique identifier of the group</li> <li>- in deployment scenarios where a ‘box’ is allocated to a machine (non-human user), the value of the “boxId” can be a unique identifier of the machine</li> </ul>
-------	---

See section 6 for a statement on the escaping of reserved characters in URL variables.

## 6.13.2 Response Codes and Error Handling

For HTTP response codes, see [REST\_NetAPI\_Common].

For Policy Exception and Service Exception fault codes applicable to Network Message Storage, see section 7.

### 6.13.3 GET

Method not allowed by the resource. The returned HTTP error status is 405. The server should also include the ‘Allow: POST’ field in the response as per section 14.7 of [RFC2616].

### 6.13.4 PUT

Method not allowed by the resource. The returned HTTP error status is 405. The server should also include the ‘Allow: POST’ field in the response as per section 14.7 of [RFC2616].

### 6.13.5 POST

This operation is used for retrieving information about a set of selected folders, where the set is defined by selection criteria.

#### 6.13.5.1 Example 1: Search for root folders (Informative)

In this example the search results in a list of one root folder. The root folder’s parentFolder element is omitted meaning that it does not have a parent folder (see section 5.3.2.8 for further information). Also in this example root folder’s name (i.e. folderName) is empty which determines its path to be an empty string as well.

##### 6.13.5.1.1 Request

```
POST /exampleAPI/nms/v1/myStore/tel%3A%2B19585550100/folders/operations/search HTTP/1.1
```

```
Host: example.com
```

```
Authorization: BEARER 08776724-6d0d-4aa6-a404-2bc19b5cf903
```

```
Accept: application/xml
```

```
Content-Type: application/xml
```

```
Content-Length: nnnn
```

```
<?xml version="1.0" encoding="UTF-8"?>
<nms:selectionCriteria xmlns:nms="urn:oma:xml:rest:netapi:nms:1">
  <maxEntries>3</maxEntries>
  <searchCriteria>
    <criterion>
      <type>Attribute</type>
      <name>root</name>
      <value>Yes</value>
    </criterion>
  </searchCriteria>
</nms:selectionCriteria>
```

### 6.13.5.1.2 Response

```

HTTP/1.1 200 OK
Date: Thu, 14 Nov 2013 02:51:59 GMT
Content-Type: application/xml
Content-Length: nnnn

<?xml version="1.0" encoding="UTF-8"?>
<nms:folderList xmlns:nms="urn:oma:xml:rest:netapi:nms:1">
  <folder>
    <attributes>
      <attribute>
        <name>Root</name>
        <value>Yes</value>
      </attribute>
    </attributes>
    <resourceURL>http://exampleAPI/nms/v1/myStore/tel%3A%2B19585550100/folders/flroot1</resourceURL>
    <path></path>
    <lastModSeq>1</lastModSeq>
    <subFolders>
      <folderReference>
        <resourceURL>http://example.com/exampleAPI/nms/v1/myStore/tel%3A%2B19585550100/folders/fld554</resourceURL>
        <path>/main</path>
      </folderReference>
      <folderReference>
        <resourceURL>http://example.com/exampleAPI/nms/v1/myStore/tel%3A%2B19585550100/folders/fld664</resourceURL>
        <path>/tmp</path>
      </folderReference>
    </subFolders>
  </folder>
</nms:folderList>

```

### 6.13.5.2 Example 2: Search for folders created within a given timeframe (Informative)

In this example the search is performed to look for folder created within a given timeframe while the search is instructed to start at a particular node/folder in the storage hierarchy.

#### 6.13.5.2.1 Request

```

POST /exampleAPI/nms/v1/myStore/tel%3A%2B19585550100/folders/operations/search HTTP/1.1
Host: example.com
Authorization: BEARER 08776724-6d0d-4aa6-a404-2bc19b5cf903
Accept: application/xml
Content-Type: application/xml
Content-Length: nnnn

<?xml version="1.0" encoding="UTF-8"?>
<nms:selectionCriteria xmlns:nms="urn:oma:xml:rest:netapi:nms:1">
  <maxEntries>10</maxEntries>
  <searchCriteria>
    <criterion>
      <type>Date</type>
      <value>minDate=2013-12-01T08:00:00Z&amp;maxDate=2014-01-01T12:00Z</value>
    </criterion>
  </searchCriteria>
  <searchScope>

```

```

    <resourceURL>http://example.com/exampleAPI/nms/v1/myStore/tel%3A%2B19585550100/folders/fld24</resourceURL>
    <path>/main/projects/APIs</path>
  </searchScope>
  <sortCriterion>
    <type>Date</type>
    <order>Ascending</order>
  </sortCriterion>
</nms:selectionCriteria>

```

### 6.13.5.2.2 Response

HTTP/1.1 200 OK

Date: Fri, 14 Mar 2014 07:51:50 GMT

Content-Type: application/xml

Content-Length: nnnn

```

<?xml version="1.0" encoding="UTF-8"?>
<nms:folderList xmlns:nms="urn:oma:xml:rest:netapi:nms:1">
  <folder>
    <parentFolder>http://exampleAPI/nms/v1/myStore/tel%3A%2B19585550100/folders/fld24</parentFolder>
    <attributes>
      <attribute>
        <name>root</name>
        <value>No</value>
      </attribute>
      <attribute>
        <name>Date</name>
        <value>2013-12-10T09:30:10Z</value>
      </attribute>
    </attributes>
    <resourceURL>http://exampleAPI/nms/v1/myStore/tel%3A%2B19585550100/folders/fld27</resourceURL>
    <path>/main/projects/APIs/QoS</path>
    <lastModSeq>91</lastModSeq>
    <subFolders>
      <folderReference>
        <resourceURL>http://example.com/exampleAPI/nms/v1/myStore/tel%3A%2B19585550100/folders/fld44</resourceURL>
        <path>/main/projects/APIs/QoS/TS-Related</path>
      </folderReference>
      <folderReference>
        <resourceURL>http://example.com/exampleAPI/nms/v1/myStore/tel%3A%2B19585550100/folders/fld45</resourceURL>
        <path>/main/projects/APIs/QoS/meetingInfo</path>
      </folderReference>
    </subFolders>
  </folder>
  <folder>
    <parentFolder>http://exampleAPI/nms/v1/myStore/tel%3A%2B19585550100/folders/fld24</parentFolder>
    <attributes>
      <attribute>
        <name>root</name>
        <value>No</value>
      </attribute>
      <attribute>
        <name>Date</name>
        <value>2013-12-18T19:30:10Z</value>
      </attribute>
    </attributes>
  </folder>

```

```

</attributes>
<resourceURL>http://exampleAPI/nms/v1/myStore/tel%3A%2B19585550100/folders/fld30</resourceURL>
<path>/main/projects/APIs/WebRTCSignaling</path>
<lastModSeq>129</lastModSeq>
<subFolders>
  <folderReference>
    <resourceURL>http://example.com/exampleAPI/nms/v1/myStore/tel%3A%2B19585550100/folders/fld49</resourceURL>
    <path>/main/projects/APIs/WebRTCSignaling/TS-Related</path>
  </folderReference>
  <folderReference>
    <resourceURL>http://example.com/exampleAPI/nms/v1/myStore/tel%3A%2B19585550100/folders/fld50</resourceURL>
    <path>/main/projects/APIs/WebRTCSignaling/meetingInfo</path>
  </folderReference>
</subFolders>
</folder>
</nms:folderList>

```

### 6.13.5.3 Example 3: Search for folders with a given name (Informative)

In this example the search is performed to look for folders with a given name. The search is conducted over the entire user's storage hierarchy.

#### 6.13.5.3.1 Request

```

POST /exampleAPI/nms/v1/myStore/tel%3A%2B19585550100/folders/operations/search HTTP/1.1
Host: example.com
Authorization: BEARER 08776724-6d0d-4aa6-a404-2bc19b5cf903
Accept: application/xml
Content-Type: application/xml
Content-Length: nnnn

```

```

<?xml version="1.0" encoding="UTF-8"?>
<nms:selectionCriteria xmlns:nms="urn:oma:xml:rest:netapi:nms:1">
  <maxEntries>10</maxEntries>
  <searchCriteria>
    <criterion>
      <type>Attribute</type>
      <name>Name</name>
      <value>projects</value>
    </criterion>
  </searchCriteria>
</nms:selectionCriteria>

```

#### 6.13.5.3.2 Response

```

HTTP/1.1 200 OK
Date: Fri, 14 Mar 2014 09:50:50 GMT
Content-Type: application/xml
Content-Length: nnnn

<?xml version="1.0" encoding="UTF-8"?>
<nms:folderList xmlns:nms="urn:oma:xml:rest:netapi:nms:1">
  <folder>
    <parentFolder>http://exampleAPI/nms/v1/myStore/tel%3A%2B19585550100/folders/fldMain01</parentFolder>
    <attributes>

```

```

<attribute>
  <name>root</name>
  <value>No</value>
</attribute>
<attribute>
  <name>Date</name>
  <value>2013-12-10T09:00:10Z</value>
</attribute>
<attribute>
  <name>Name</name>
  <value>projects</value>
</attribute>
</attributes>
<resourceURL>http://exampleAPI/nms/v1/myStore/tel%3A%2B19585550100/folders/fld7</resourceURL>
<path>/main/projects</path>
<name>projects</name>
<lastModSeq>18</lastModSeq>
</folder>
<folder>
  <parentFolder>http://exampleAPI/nms/v1/myStore/tel%3A%2B19585550100/folders/fld0044</parentFolder>
  <attributes>
    <attribute>
      <name>root</name>
      <value>No</value>
    </attribute>
    <attribute>
      <name>Date</name>
      <value>2014-01-18T19:30:10Z</value>
    </attribute>
    <attribute>
      <name>Name</name>
      <value>projects</value>
    </attribute>
  </attributes>
  <resourceURL>http://exampleAPI/nms/v1/myStore/tel%3A%2B19585550100/folders/fld30</resourceURL>
  <path>/main/ARC/BangkokMeeting/projects</path>
  <name>projects</name>
  <lastModSeq>329</lastModSeq>
</folder>
</nms:folderList>

```

#### 6.13.5.4 Example 4: Search for folders containing a given substring in its name (Informative)

In this example the search is performed to look for folders with a given substring in its name. The search is conducted over the entire user's storage hierarchy.

##### 6.13.5.4.1 Request

```

POST /exampleAPI/nms/v1/myStore/tel%3A%2B19585550100/folders/operations/search HTTP/1.1
Host: example.com
Authorization: BEARER 08776724-6d0d-4aa6-a404-2bc19b5cf903
Accept: application/xml
Content-Type: application/xml
Content-Length: nnnn

```

```
<?xml version="1.0" encoding="UTF-8"?>
<nms:selectionCriteria xmlns:nms="urn:oma:xml:rest:netapi:nms:1">
  <maxEntries>10</maxEntries>
  <searchCriteria>
    <criteria>
      <type>AllTextAttributes</type>
      <value>QoS</value>
    </criteria>
  </searchCriteria>
</nms:selectionCriteria>
```

#### 6.13.5.4.2 Response

HTTP/1.1 200 OK

Date: Thu, 14 Nov 2013 02:51:59 GMT

Content-Type: application/xml

Content-Length: nnnn

```
<?xml version="1.0" encoding="UTF-8"?>
<nms:folderList xmlns:nms="urn:oma:xml:rest:netapi:nms:1">
  <folder>
    <parentFolder>http://exampleAPI/nms/v1/myStore/tel%3A%2B19585550100/folders/fld24</parentFolder>
    <attributes>
      <attribute>
        <name>root</name>
        <value>No</value>
      </attribute>
      <attribute>
        <name>Date</name>
        <value>2013-12-10T09:30:10Z</value>
      </attribute>
      <attribute>
        <name>Name</name>
        <value>QoS</value>
      </attribute>
    </attributes>
    <resourceURL>http://exampleAPI/nms/v1/myStore/tel%3A%2B19585550100/folders/fld27</resourceURL>
    <path>/main/projects/APIs/QoS</path>
    <name>QoS</name>
    <lastModSeq>93</lastModSeq>
  </folder>
  <folder>
    <parentFolder>http://exampleAPI/nms/v1/myStore/tel%3A%2B19585550100/folders/fldTmp012</parentFolder>
    <attributes>
      <attribute>
        <name>root</name>
        <value>No</value>
      </attribute>
      <attribute>
        <name>Date</name>
        <value>2013-10-18T19:30:10Z</value>
      </attribute>
      <attribute>
        <name>Name</name>
        <value>QoS-related</value>
      </attribute>
    </attributes>
  </folder>
</nms:folderList>
```

```

</attribute>
</attributes>
<resourceURL>http://exampleAPI/nms/v1/myStore/tel%3A%2B19585550100/folders/fld21</resourceURL>
<path>/main/tmp/QoS-related</path>
<name>QoS-related</name>
<lastModSeq>96</lastModSeq>
</folder>
</nms:folderList>

```

### 6.13.6 DELETE

Method not allowed by the resource. The returned HTTP error status is 405. The server should also include the 'Allow: POST' field in the response as per section 14.7 of [RFC2616].

## 6.14 Resource: Resource URLs of a selected set of folders in the storage

The resource used is:

**//{serverRoot}/nms/{apiVersion}/{storeName}/{boxId}/folders/operations/pathTold**

This resource is used for retrieving the resource URL for a folder based on its pathname or a list of folders, based on their pathnames.

### 6.14.1 Request URL variables

The following request URL variables are common for all HTTP methods:

Name	Description
serverRoot	Server base url: hostname+port+base path. Port and base path are OPTIONAL. Example: example.com/exampleAPI
apiVersion	Version of the API client wants to use. The value of this variable is defined in section 5.2
storeName	Name of the storage. This variable can be used to allow multi-tenancy (i.e. a server hosting multiple independent stores). The value of this variable is deployment dependent (e.g. in simple deployment scenarios it could be a fixed literal).
boxId	Identifier of designated area within the store (a "box"). The value of this variable depends on the deployment scenario and the service provider's policy. For example: <ul style="list-style-type: none"> <li>- in deployment scenario where each user is allocated a 'box' of its own, the value of "boxId" can be equivalent to the unique identifier of the user (e.g. userId).</li> <li>- in deployment scenario where a 'box' is allocated to a group of multiple users (or machines), the value of "boxId" can be a unique identifier of the group</li> <li>- in deployment scenarios where a 'box' is allocated to a machine (non-human user), the value of the "boxId" can be a unique identifier of the machine</li> </ul>

See section 6 for a statement on the escaping of reserved characters in URL variables.

### 6.14.2 Response Codes and Error Handling

For HTTP response codes, see [REST\_NetAPI\_Common].

For Policy Exception and Service Exception fault codes applicable to Network Message Storage, see section 7.



### 6.14.3 GET

This operation is used for retrieving the resource URL for a folder based on its pathname.

Supported parameters in the query string of the Request URL are:

Name	Type/Values	Optional	Description
path	xsd:string	Yes	The location of the folder in the hierarchical storage. If “path” element is absent, GET response body SHALL include the root folder’s resource URL provided there is a single root folder otherwise, Service Exception SVC1009 SHALL be returned. For further information see section 7.

#### 6.14.3.1 Example 1: Retrieve folder’s resource URL based on its path (Informative)

##### 6.14.3.1.1 Request

```
GET
/exampleAPI/nms/v1/myStore/tel%3A%2B19585550100/folders/operations/pathTold?path=%2FRCSMessageStore%2FfootballGame
HTTP/1.1
Host: example.com
Authorization: BEARER 08776724-6d0d-4aa6-a404-2bc19b5cf903
Accept: application/xml
```

##### 6.14.3.1.2 Response

```
HTTP/1.1 200 OK
Date: Thu, 24 Jul 2013 12:51:59 GMT
Content-Type: application/xml
Content-Length: nnnn

<?xml version="1.0" encoding="UTF-8"?>
<nms:reference xmlns:nms="urn:oma:xml:rest:netapi:nms:1">
  <resourceURL>http://exampleAPI/nms/v1/myStore/tel%3A%2B19585550100/folders/flid11111</resourceURL>
  <path>/RCSMessageStore/footballGame</path>
</nms:reference>
```

#### 6.14.3.2 Example 2: Retrieve root folder’s resource URL (Informative)

In this example the absence of a query parameter triggers the server to return the root folder’s resource URL. In this example it is assumed that there is a single root folder in the network storage and the server has configured the root folder name to be an empty string which would result in a response containing an empty string for the root folder’s path.

##### 6.14.3.2.1 Request

```
GET /exampleAPI/nms/v1/myStore/tel%3A%2B19585550100/folders/operations/pathTold HTTP/1.1
Host: example.com
Authorization: BEARER 08776724-6d0d-4aa6-a404-2bc19b5cf903
Accept: application/xml
```

### 6.14.3.2 Response

```
HTTP/1.1 200 OK
Date: Thu, 24 Jul 2013 12:51:59 GMT
Content-Type: application/xml
Content-Length: nnnn
```

```
<?xml version="1.0" encoding="UTF-8"?>
<nms:reference xmlns:nms="urn:oma:xml:rest:netapi:nms:1">
  <resourceURL>http://exampleAPI/nms/v1/myStore/tel%3A%2B19585550100/folders/flid001</resourceURL>
  <path></path>
</nms:reference>
```

### 6.14.3.3 Example 3: Retrieve root folder's resource URL, failure due to missing path parameter while multiple root folders exist (Informative)

In this example a failure would result as there are multiple root folders and a root folder's path parameter is required in the request.

#### 6.14.3.3.1 Request

```
GET /exampleAPI/nms/v1/myStore/tel%3A%2B19585550100/folders/operations/pathTold HTTP/1.1
Host: example.com
Authorization: BEARER 08776724-6d0d-4aa6-a404-2bc19b5cf903
Accept: application/xml
```

#### 6.14.3.3.2 Response

```
HTTP/1.1 400 Bad Request
Date: Thu, 22 May 2014 12:51:59 GMT
Content-Type: application/xml
Content-Length: nnnn

<?xml version="1.0" encoding="UTF-8"?>
<common:requestError xmlns:common="urn:oma:xml:rest:netapi:common:1">
  <serviceException>
    <messageId>SVC1009</messageId>
    <text>Folder's path is missing. When more than one root folder exists, folder's path must be provided</text>
  </serviceException>
</common:requestError>
```

## 6.14.4 PUT

Method not allowed by the resource. The returned HTTP error status is 405. The server should also include the 'Allow: GET, POST' field in the response as per section 14.7 of [RFC2616].

## 6.14.5 POST

This operation is used for retrieving the resource URLs for a list of folders based on their pathnames.

### 6.14.5.1 Example 1: Retrieve list of folders' resource URLs based on their paths (Informative)

#### 6.14.5.1.1 Request

```
POST /exampleAPI/nms/v1/myStore/tel%3A%2B19585550100/folders/operations/pathTold HTTP/1.1
```

```
Host: example.com
Authorization: BEARER 08776724-6d0d-4aa6-a404-2bc19b5cf903
Accept: application/xml
Content-Type: application/xml
Content-Length: nnnn
```

```
<?xml version="1.0" encoding="UTF-8"?>
<nms:pathList xmlns:nms="urn:oma:xml:rest:netapi:nms:1">
  <path>/main/f81d4fae-7dec-11d0-a765-00a0c91e6bf6</path>
  <path>/main/conversation5</path>
  <path>/main/SorrentoMeeting</path>
</nms:pathList>
```

### 6.14.5.1.2 Response

```
HTTP/1.1 200 OK
Date: Tue, 20 Nov 2013 12:51:59 GMT
Content-Type: application/xml
Content-Length: nnnn
```

```
<?xml version="1.0" encoding="UTF-8"?>
<nms:bulkResponseList xmlns:nms="urn:oma:xml:rest:netapi:nms:1">
  <response>
    <code>200</code>
    <reason>OK</reason>
    <success>
      <resourceURL>http://exampleAPI/nms/v1/myStore/tel%3A%2B19585550100/folders/fld8</resourceURL>
      <path>/main/f81d4fae-7dec-11d0-a765-00a0c91e6bf6</path>
    </success>
  </response>
  <response>
    <code>200</code>
    <reason>OK</reason>
    <success>
      <resourceURL>http://exampleAPI/nms/v1/myStore/tel%3A%2B19585550100/folders/fld9</resourceURL>
      <path>/main/conversation5</path>
    </success>
  </response>
  <response>
    <code>200</code>
    <reason>OK</reason>
    <success>
      <resourceURL>http://exampleAPI/nms/v1/myStore/tel%3A%2B19585550100/folders/fld12</resourceURL>
      <path>/main/SorrentoMeeting</path>
    </success>
  </response>
</nms:bulkResponseList>
```

### 6.14.5.2 Example 2: Retrieve list of folders' resource URLs based on their paths, two invalid paths in the list (Informative)

In this example there are two invalid paths which do not match an existing folder. Response to the request is a 200 OK while the actual result of the success or failure for each folder in the request are reported in the response body.

### 6.14.5.2.1 Request

```
POST /exampleAPI/nms/v1/myStore/tel%3A%2B19585550100/folders/operations/pathTold HTTP/1.1
Host: example.com
Authorization: BEARER 08776724-6d0d-4aa6-a404-2bc19b5cf903
Accept: application/xml
Content-Type: application/xml
Content-Length: nnnn
```

```
<?xml version="1.0" encoding="UTF-8"?>
<nms:pathList xmlns:nms="urn:oma:xml:rest:netapi:nms:1">
  <path>/main/f81d4fae-7dec-11d0-a765-00a0c91e6bf6</path>
  <path>/main/conversation5</path>
  <path>/main//SorrentoMeeting/year2014</path>
  <path>/main/conversation99</path>
</nms:pathList>
```

### 6.14.5.2.2 Response

```
HTTP/1.1 200 OK
Date: Tue, 20 Nov 2013 02:51:59 GMT
Content-Type: application/xml
Content-Length: nnnn
```

```
<?xml version="1.0" encoding="UTF-8"?>
<nms:bulkResponseList xmlns:nms="urn:oma:xml:rest:netapi:nms:1">
  <response>
    <code>200</code>
    <reason>OK</reason>
    <success>
      <resourceURL>http://exampleAPI/nms/v1/myStore/tel%3A%2B19585550100/folders/fld8</resourceURL>
      <path>/main/f81d4fae-7dec-11d0-a765-00a0c91e6bf6</path>
    </success>
  </response>
  <response>
    <code>200</code>
    <reason>OK</reason>
    <success>
      <resourceURL>http://exampleAPI/nms/v1/myStore/tel%3A%2B19585550100/folders/fld9</resourceURL>
      <path>/main/conversation5</path>
    </success>
  </response>
  <response>
    <code>400</code>
    <reason>Bad Request</reason>
    <failure>
      <serviceException>
        <messageId>SVC0002</messageId>
        <text>Invalid input value for message part %1</text>
        <variables>/main//SorrentoMeeting/year2014</variables>
      </serviceException>
    </failure>
  </response>
  <response>
    <code>400</code>
    <reason>Bad Request</reason>
```

```

<failure>
  <serviceException>
    <messageId>SVC2008</messageId>
    <text>Unknown %1 %2</text>
    <variables>path</variables>
    <variables>/main/conversation99</variables>
  </serviceException>
</failure>
</response>
</nms:bulkResponseList>

```

## 6.14.6 DELETE

Method not allowed by the resource. The returned HTTP error status is 405. The server should also include the 'Allow: GET, POST' field in the response as per section 14.7 of [RFC2616].

## 6.15 Resource: Resource for triggering object(s)/folder(s) copying

The resource used is:

**://{serverRoot}/nms/{apiVersion}/{storeName}/{boxId}/folders/operations/copyToFolder**

This resource is used for copying referenced source object(s) and/or folder(s) (including recursive folders' content) to a designated target folder

### 6.15.1 Request URL variables

The following request URL variables are common for all HTTP methods:

Name	Description
serverRoot	Server base url: hostname+port+base path. Port and base path are OPTIONAL. Example: example.com/exampleAPI
apiVersion	Version of the API client wants to use. The value of this variable is defined in section 5.2
storeName	Name of the storage. This variable can be used to allow multi-tenancy (i.e. a server hosting multiple independent stores). The value of this variable is deployment dependent (e.g. in simple deployment scenarios it could be a fixed literal).
boxId	Identifier of designated area within the store (a "box"). The value of this variable depends on the deployment scenario and the service provider's policy. For example: <ul style="list-style-type: none"> <li>- in deployment scenario where each user is allocated a 'box' of its own, the value of "boxId" can be equivalent to the unique identifier of the user (e.g. userId).</li> <li>- in deployment scenario where a 'box' is allocated to a group of multiple users (or machines), the value of "boxId" can be a unique identifier of the group</li> <li>- in deployment scenarios where a 'box' is allocated to a machine (non-human user), the value of the "boxId" can be a unique identifier of the machine</li> </ul>

See section 6 for a statement on the escaping of reserved characters in URL variables.

### 6.15.2 Response Codes and Error Handling

For HTTP response codes, see [REST\_NetAPI\_Common].

For Policy Exception and Service Exception fault codes applicable to Network Message Storage, see section 7.

### 6.15.3 GET

Method not allowed by the resource. The returned HTTP error status is 405. The server should also include the 'Allow: POST' field in the response as per section 14.7 of [RFC2616].

### 6.15.4 PUT

Method not allowed by the resource. The returned HTTP error status is 405. The server should also include the 'Allow: POST' field in the response as per section 14.7 of [RFC2616].

### 6.15.5 POST

This operation is used for copying referenced source object(s) and/or folder(s) (including recursive folders' content) to a designated target folder.

The response includes only the references of the folders and objects which are directly created, i.e., which are copies of folders and objects named in the request. It does not include references to the folders and objects which are created by recursion. The client can obtain these by recursively retrieving the contents of the folders listed in the response.

Note that the client could also receive notifications about the folders and objects created during the copy operation, e.g., if it is subscribed for notifications and the scope and filter include these folders and/or objects.

#### 6.15.5.1 Example 1: Copy objects to a target folder (Informative)

In this example it is assumed that the target folder already exists. After the copy operation two new objects (with newly assigned objectId's) are created in the target folder.

##### 6.15.5.1.1 Request

```
POST /exampleAPI/nms/v1/myStore/tel%3A%2B19585550100/folders/operations/copyToFolder HTTP/1.1
Host: example.com
Authorization: BEARER 08776724-6d0d-4aa6-a404-2bc19b5cf903
Accept: application/xml
Content-Type: application/xml
Content-Length: nnnn

<?xml version="1.0" encoding="UTF-8"?>
<nms:targetSourceRef xmlns:nms="urn:oma:xml:rest:netapi:nms:1">
  <targetRef>
    <resourceURL>http://exampleAPI/nms/v1/myStore/tel%3A%2B19585550100/folders/fld456</resourceURL>
  </targetRef>
  <sourceRefs>
    <folders/>
    <objects>
      <objectReference>
        <resourceURL>http://exampleAPI/nms/v1/myStore/tel%3A%2B19585550100/objects/objId001</resourceURL>
      </objectReference>
      <objectReference>
        <resourceURL>http://exampleAPI/nms/v1/myStore/tel%3A%2B19585550100/objects/objId002</resourceURL>
      </objectReference>
    </objects>
  </sourceRefs>
</nms:targetSourceRef>
```

##### 6.15.5.1.2 Response

```
HTTP/1.1 200 OK
```

Date: Mon, 13 Jan 2014 02:51:59 GMT  
 Content-Type: application/xml  
 Content-Length: nnnn

```
<?xml version="1.0" encoding="UTF-8" ?>

<nms:bulkResponseList xmlns:nms="urn:oma:xml:rest:netapi:nms:1">
  <response>
    <code>200</code>
    <reason>OK</reason>
    <success>
      <resourceURL>http://exampleAPI/nms/v1/myStore/tel%3A%2B19585550100/objects/newobjId99</resourceURL>
      <path>/main/SummerHolidayPlan/newobjId99</path>
    </success>
  </response>
  <response>
    <code>200</code>
    <reason>OK</reason>
    <success>
      <resourceURL>http://exampleAPI/nms/v1/myStore/tel%3A%2B19585550100/objects/newobjId87</resourceURL>
      <path>/main/SummerHolidayPlan/newobjId87</path>
    </success>
  </response>
</nms:bulkResponseList>
```

### 6.15.5.2 Example 2: Copy a folder with containing objects to a target folder (Informative)

It is assumed that the target folder (i.e. SummerHolidayPlan with folderId = fld456) already exists. The source folder (with name “f81d4fae-7dec-11d0-a765-00a0c91e6bf6” and folderId = fld111) containing the two objects is copied to the target folder, creating one new folder directly. As a result the content of the source folder are recursively copied over to the target folder, creating two new objects recursively. This example demonstrates copying a system-created folder (in NMS).

#### 6.15.5.2.1 Request

```
POST /exampleAPI/nms/v1/myStore/tel%3A%2B19585550100/folders/operations/copyToFolder HTTP/1.1
Host: example.com
Authorization: BEARER 08776724-6d0d-4aa6-a404-2bc19b5cf903
Accept: application/xml
Content-Type: application/xml
Content-Length: nnnn

<?xml version="1.0" encoding="UTF-8"?>
<nms:targetSourceRef xmlns:nms="urn:oma:xml:rest:netapi:nms:1">
  <targetRef>
    <resourceURL>http://exampleAPI/nms/v1/myStore/tel%3A%2B19585550100/folders/fld456</resourceURL>
  </targetRef>
  <sourceRefs>
    <folders>
      <folderReference>
        <resourceURL>http://exampleAPI/nms/v1/myStore/tel%3A%2B19585550100/folders/fld111</resourceURL>
      </folderReference>
    </folders>
  </sourceRefs>
</nms:targetSourceRef>
```

### 6.15.5.2.2 Response

HTTP/1.1 200 OK

Date: Mon, 13 Jan 2014 03:10:19 GMT

Content-Type: application/xml

Content-Length: nnnn

```
<?xml version="1.0" encoding="UTF-8" ?>
<nms:bulkResponseList xmlns:nms="urn:oma:xml:rest:netapi:nms:1">
  <response>
    <code>200</code>
    <reason>OK</reason>
    <success>
      <resourceURL>http://exampleAPI/nms/v1/myStore/tel%3A%2B19585550100/folders/newfld111222</resourceURL>
      <path>/main/SummerHolidayPlan/f81d4fae-7dec-11d0-a765-00a0c91e6bf6</path>
    </success>
  </response>
</nms:bulkResponseList>
```

### 6.15.5.3 Example 3: Copy objects/folders to a target folder, failure due to at least one invalid source object or folder reference (Informative)

In this example it is assumed that at least one source object/folder reference is not valid. Response to the request is a 200 OK while the actual result of the success or failure for each object or folder being copied are reported in the response body.

#### 6.15.5.3.1 Request

POST /exampleAPI/nms/v1/myStore/tel%3A%2B19585550100/folders/operations/copyToFolder HTTP/1.1

Host: example.com

Authorization: BEARER 08776724-6d0d-4aa6-a404-2bc19b5cf903

Accept: application/xml

Content-Type: application/xml

Content-Length: nnnn

```
<?xml version="1.0" encoding="UTF-8" ?>
<nms:targetSourceRef xmlns:nms="urn:oma:xml:rest:netapi:nms:1">
  <targetRef>
    <resourceURL>http://exampleAPI/nms/v1/myStore/tel%3A%2B19585550100/folders/fld456</resourceURL>
  </targetRef>
  <sourceRefs>
    <folders/>
    <objects>
      <objectReference>
        <resourceURL>http://exampleAPI/nms/v1/myStore/tel%3A%2B19585550100/objects/objId001</resourceURL>
      </objectReference>
      <objectReference>
        <resourceURL>http://exampleAPI/nms/v1/myStore/tel%3A%2B19585550100/objects/objId009</resourceURL>
      </objectReference>
    </objects>
  </sourceRefs>
</nms:targetSourceRef>
```

#### 6.15.5.3.2 Response

HTTP/1.1 200 OK

Date: Tue, 18 Feb 2014 12:09:09 GMT



Content-Type: application/xml  
Content-Length: nnnn

```
<?xml version="1.0" encoding="UTF-8"?>
<nms:bulkResponseList xmlns:nms="urn:oma:xml:rest:netapi:nms:1">
  <response>
    <code>200</code>
    <reason>OK</reason>
    <success>
      <resourceURL>http://exampleAPI/nms/v1/myStore/tel%3A%2B19585550100/objects/newobjld333</resourceURL>
      <path>/main/SummerHolidayPlan/newobjld333</path>
    </success>
  </response>
  <response>
    <code>400</code>
    <reason>Bad Request</reason>
    <failure>
      <serviceException>
        <messageId>SVC0002</messageId>
        <text>Invalid input value for message part %1</text>
        <variables>http://exampleAPI/nms/v1/myStore/tel%3A%2B19585550100/objects/objld009</variables>
      </serviceException>
    </failure>
  </response>
</nms:bulkResponseList>
```

## 6.15.6 DELETE

Method not allowed by the resource. The returned HTTP error status is 405. The server should also include the ‘Allow: POST’ field in the response as per section 14.7 of [RFC2616].

## 6.16 Resource: Resource for triggering object(s)/folder(s) moving

The resource used is:

**://{serverRoot}/nms/{apiVersion}/{storeName}/{boxId}/folders/operations/moveToFolder**

This resource is used for moving referenced source object(s) and/or folder(s) (including recursive folders’ content) to a designated target folder.

### 6.16.1 Request URL variables

The following request URL variables are common for all HTTP methods:

Name	Description
serverRoot	Server base url: hostname+port+base path. Port and base path are OPTIONAL. Example: example.com/exampleAPI
apiVersion	Version of the API client wants to use. The value of this variable is defined in section 5.2
storeName	Name of the storage. This variable can be used to allow multi-tenancy (i.e. a server hosting multiple independent stores). The value of this variable is deployment dependent (e.g. in simple deployment scenarios it could be a fixed literal).

boxId	<p>Identifier of designated area within the store (a “box”). The value of this variable depends on the deployment scenario and the service provider’s policy. For example:</p> <ul style="list-style-type: none"> <li>- in deployment scenario where each user is allocated a ‘box’ of its own, the value of “boxId” can be equivalent to the unique identifier of the user (e.g. userId).</li> <li>- in deployment scenario where a ‘box’ is allocated to a group of multiple users (or machines), the value of “boxId” can be a unique identifier of the group</li> <li>- in deployment scenarios where a ‘box’ is allocated to a machine (non-human user), the value of the “boxId” can be a unique identifier of the machine</li> </ul>
-------	---

See section 6 for a statement on the escaping of reserved characters in URL variables.

## 6.16.2 Response Codes and Error Handling

For HTTP response codes, see [REST\_NetAPI\_Common].

For Policy Exception and Service Exception fault codes applicable to Network Message Storage, see section 7.

### 6.16.3 GET

Method not allowed by the resource. The returned HTTP error status is 405. The server should also include the ‘Allow: POST’ field in the response as per section 14.7 of [RFC2616].

### 6.16.4 PUT

Method not allowed by the resource. The returned HTTP error status is 405. The server should also include the ‘Allow: POST’ field in the response as per section 14.7 of [RFC2616].

### 6.16.5 POST

This operation is used for moving referenced source object(s) and/or folder(s) (including recursive folders’ content) to a designated target folder.

#### 6.16.5.1 Example 1: Move objects to a target folder (Informative)

In this example it is assumed that the target folder already exists. After the move operation the two existing objects (with the existing objectId’s) are placed in the target folder identified by folderId of fld456.

##### 6.16.5.1.1 Request

```
POST /exampleAPI/nms/v1/myStore/tel%3A%2B19585550100/folders/operations/moveToFolder HTTP/1.1
Host: example.com
Authorization: BEARER 08776724-6d0d-4aa6-a404-2bc19b5cf903
Accept: application/xml
Content-Type: application/xml
Content-Length: nnnn

<?xml version="1.0" encoding="UTF-8"?>
<nms:targetSourceRef xmlns:nms="urn:oma:xml:rest:netapi:nms:1">
  <targetRef>
    <resourceURL>http://exampleAPI/nms/v1/myStore/tel%3A%2B19585550100/folders/fld456</resourceURL>
  </targetRef>
  <sourceRefs>
    <folders/>
    <objects>
      <objectReference>
        <resourceURL>http://exampleAPI/nms/v1/myStore/tel%3A%2B19585550100/objects/objId001</resourceURL>
      </objectReference>
    </objects>
  </sourceRefs>
</nms:targetSourceRef>
```

```

<objectReference>
  <resourceURL>http://exampleAPI/nms/v1/myStore/tel%3A%2B19585550100/objects/objId002</resourceURL>
</objectReference>
</objects>
</sourceRefs>
</nms:targetSourceRef>

```

### 6.16.5.1.2 Response

HTTP/1.1 200 OK

Date: Mon, 13 Jan 2014 01:11:59 GMT

Content-Type: application/xml

Content-Length: nnnn

```

<?xml version="1.0" encoding="UTF-8" ?>
<nms:bulkResponseList xmlns:nms="urn:oma:xml:rest:netapi:nms:1">
  <response>
    <code>200</code>
    <reason>OK</reason>
    <success>
      <resourceURL>http://exampleAPI/nms/v1/myStore/tel%3A%2B19585550100/objects/objId001</resourceURL>
    </success>
  </response>
  <response>
    <code>200</code>
    <reason>OK</reason>
    <success>
      <resourceURL>http://exampleAPI/nms/v1/myStore/tel%3A%2B19585550100/objects/objId002</resourceURL>
    </success>
  </response>
</nms:bulkResponseList>

```

### 6.16.5.2 Example 2: Move a folder with containing objects to a target folder (Informative)

It is assumed that the target folder (i.e. SummerHolidayPlan with folderId = fld456) already exists. As a result the contents of the source folder are recursively moved to the target folder. This example demonstrates moving a system-created folder (in NMS) with folder name of “f81d4fae-7dec-11d0-a765-00a0c91e6bf6” and folderId of fld111 as the source reference. As a result of the move operation no new folder/object is created (i.e. just the location of the existing folder/object’s changes).

Note: it is assumed that the client accordingly (locally) moves the containing objects of a moved parent folder even though the response to the folder move operation does not report the containing moved objects (in the NMS).

#### 6.16.5.2.1 Request

POST /exampleAPI/nms/v1/myStore/tel%3A%2B19585550100/folders/operations/moveToFolder HTTP/1.1

Host: example.com

Authorization: BEARER 08776724-6d0d-4aa6-a404-2bc19b5cf903

Accept: application/xml

Content-Type: application/xml

Content-Length: nnnn

```

<?xml version="1.0" encoding="UTF-8"?>
<nms:targetSourceRef xmlns:nms="urn:oma:xml:rest:netapi:nms:1">
  <targetRef>

```

```

<resourceURL>http://exampleAPI/nms/v1/myStore/tel%3A%2B19585550100/folders/fld456</resourceURL>
</targetRef>
<sourceRefs>
  <folders>
    <folderReference>
      <resourceURL>http://exampleAPI/nms/v1/myStore/tel%3A%2B19585550100/folders/fld111</resourceURL>
    </folderReference>
  </folders>
</sourceRefs>
</nms:targetSourceRef>

```

### 6.16.5.2.2 Response

```

HTTP/1.1 200 OK
Date: Mon, 13 Jan 2014 04:10:19 GMT
Content-Type: application/xml
Content-Length: nnnn

<?xml version="1.0" encoding="UTF-8" ?>
<nms:bulkResponseList xmlns:nms="urn:oma:xml:rest:netapi:nms:1">
  <response>
    <code>200</code>
    <reason>OK</reason>
    <success>
      <resourceURL>http://exampleAPI/nms/v1/myStore/tel%3A%2B19585550100/folders/fld111</resourceURL>
      <path>/main/SummerHolidayPlan/f81d4fae-7dec-11d0-a765-00a0c91e6bf6</path>
    </success>
  </response>
</nms:bulkResponseList>

```

### 6.16.5.3 Example 3: Move objects/folders to a target folder, failure due to a forbidden target folder (Informative)

In this example it is assumed that the target folder is forbidden to move objects/folders to. Such an attempt would result in a policy error.

#### 6.16.5.3.1 Request

```

POST /exampleAPI/nms/v1/myStore/tel%3A%2B19585550100/folders/operations/moveToFolder HTTP/1.1
Host: example.com
Authorization: BEARER 08776724-6d0d-4aa6-a404-2bc19b5cf903
Accept: application/xml
Content-Type: application/xml
Content-Length: nnnn

<?xml version="1.0" encoding="UTF-8"?>
<nms:targetSourceRef xmlns:nms="urn:oma:xml:rest:netapi:nms:1">
  <targetRef>
    <resourceURL>http://exampleAPI/nms/v1/myStore/tel%3A%2B19585550100/folders/fldSys5556677</resourceURL>
  </targetRef>
</sourceRefs>
<folders/>
<objects>
  <objectReference>

```

```

    <resourceURL>http://exampleAPI/nms/v1/myStore/tel%3A%2B19585550100/objects/objId001</resourceURL>
  </objectReference>
</objectReference>
    <resourceURL>http://exampleAPI/nms/v1/myStore/tel%3A%2B19585550100/folders/fld889</resourceURL>
  </objectReference>
</objects>
</sourceRefs>
</nms:targetSourceRef>

```

### 6.16.5.3.2 Response

```

HTTP/1.1 403 Forbidden
Date: Thu, 22 May 2014 12:09:09 GMT
Content-Type: application/xml
Content-Length: nnnn

```

```

<?xml version="1.0" encoding="UTF-8"?>
<common:requestError xmlns:common="urn:oma:xml:rest:netapi:common:1">
  <policyException>
    <messageId>POL1031</messageId>
    <text>Attempt to create objects or folders under %1 is prohibited</text>
    <variables>http://exampleAPI/nms/v1/myStore/tel%3A%2B19585550100/folders/fldSys5556677</variables>
  </policyException>
</common:requestError>

```

## 6.16.6 DELETE

Method not allowed by the resource. The returned HTTP error status is 405. The server should also include the ‘Allow: POST’ field in the response as per section 14.7 of [RFC2616].

## 6.17 Resource: All subscriptions in the storage

The resource used is:

**://{serverRoot}/nms/{apiVersion}/{storeName}/{boxId}/subscriptions**

This resource is used to manage subscriptions to NMS event notifications.

This resource can be used in conjunction with a Client-side Notification URL, or in conjunction with a Server-side Notification URL. In this latter case, the application MUST first create a Notification Channel (see [REST\_NetAPI\_NotificationChannel]) before creating a subscription.

The table in Section 6.7 applies to each SearchCriterion.

### 6.17.1 Request URL variables

The following request URL variables are common for all HTTP methods:

Name	Description
serverRoot	Server base url: hostname+port+base path. Port and base path are OPTIONAL. Example: example.com/exampleAPI
apiVersion	Version of the API client wants to use. The value of this variable is defined in section 5.2

storeName	Name of the storage. This variable can be used to allow multi-tenancy (i.e. a server hosting multiple independent stores). The value of this variable is deployment dependent (e.g. in simple deployment scenarios it could be a fixed literal).
boxId	Identifier of designated area within the store (a "box"). The value of this variable depends on the deployment scenario and the service provider's policy. For example: <ul style="list-style-type: none"> <li>- in deployment scenario where each user is allocated a 'box' of its own, the value of "boxId" can be equivalent to the unique identifier of the user (e.g. userId).</li> <li>- in deployment scenario where a 'box' is allocated to a group of multiple users (or machines), the value of "boxId" can be a unique identifier of the group</li> <li>- in deployment scenarios where a 'box' is allocated to a machine (non-human user), the value of the "boxId" can be a unique identifier of the machine</li> </ul>

See section 6 for a statement on the escaping of reserved characters in URL variables.

## 6.17.2 Response Codes and Error Handling

For HTTP response codes, see [REST\_NetAPI\_Common].

For Policy Exception and Service Exception fault codes applicable to Network Message Storage, see section 7.

## 6.17.3 GET

This operation is used for reading the list of active NMS notification subscriptions. Only subscriptions this client is authorised to access will be included in the list.

### 6.17.3.1 Example: Reading all active subscriptions (Informative)

Application client reads all active subscriptions.

#### 6.17.3.1.1 Request

```
GET /exampleAPI/nms/v1/myStore/tel%3A%2B19585550100/subscriptions HTTP/1.1
Accept: application/xml
Host: example.com
```

#### 6.17.3.1.2 Response

```
HTTP/1.1 200 OK
Content-Type: application/xml
Content-Length: nnnn
Date: Wed, 15 Jan 2014 17:51:59 GMT

<?xml version="1.0" encoding="UTF-8"?>
<nms:nmsSubscriptionList xmlns:nms="urn:oma:xml:rest:netapi:nms:1">
  <subscription>
    <callbackReference>
      <notifyURL>http://applicationClient.example.com/nms/notifications/77777</notifyURL>
      <callbackData>abcd</callbackData>
    </callbackReference>
    <duration>6300</duration>
    <clientCorrelator>12345</clientCorrelator>
    <resourceURL>http://example.com/exampleAPI/nms/v1/myStore/tel%3A%2B19585550100/subscriptions/sub001</resourceURL>
    <index>1</index>
    <restartToken>abc123</restartToken>
  </subscription>
</nmsSubscriptionList>
```

```
</nms:nmsSubscriptionList>
```

## 6.17.4 PUT

Method not allowed by the resource. The returned HTTP error status is 405. The server should also include the 'Allow: GET, POST' field in the response as per section 14.7 of [RFC2616].

## 6.17.5 POST

This operation is used to create a new subscription for NMS notifications.

The notifyURL in the callbackReference either contains the Client-side Notification URL (as defined by the client) or the Server-side Notification URL (as obtained during the creation of the Notification Channel [REST\_NetAPI\_NotificationChannel]).

The response to the subscription creation MUST contain the index and restartToken of the subscription after it has been created but before any resulting notifications have been issued. In other words, the index MUST be the index of the next notification to be issued after the creation (i.e., it MUST be 1), and if a restartToken is provided in the request, the restartToken in the response MUST be the same as that provided in the request. See section 5.1.4.3 for further information.

### 6.17.5.1 Example: Creating a new subscription, response with copy of created resource (Informative)

Application client creates a subscription.

#### 6.17.5.1.1 Request

```
POST /exampleAPI/nms/v1/myStore/tel%3A%2B19585550100/subscriptions HTTP/1.1
Content-Type: application/xml
Content-Length: nnnn
Accept: application/xml
Host: example.com
```

```
<?xml version="1.0" encoding="UTF-8"?>
<nms:nmsSubscription xmlns:nms="urn:oma:xml:rest:netapi:nms:1">
  <callbackReference>
    <notifyURL>http://applicationClient.example.com/nms/notifications/77777</notifyURL>
    <callbackData>abcd</callbackData>
  </callbackReference>
  <duration>7200</duration>
  <clientCorrelator>12345</clientCorrelator>
</nms:nmsSubscription>
```

#### 6.17.5.1.2 Response

```
HTTP/1.1 201 Created
Content-Type: application/xml
Location: http://example.com/exampleAPI/nms/v1/myStore/tel%3A%2B19585550100/subscriptions/sub001
Content-Length: nnnn
Date: Wed, 15 Jan 2014 17:51:59 GMT
```

```
<?xml version="1.0" encoding="UTF-8"?>
<nms:nmsSubscription xmlns:nms="urn:oma:xml:rest:netapi:nms:1">
  <callbackReference>
    <notifyURL>http://applicationClient.example.com/nms/notifications/77777</notifyURL>
    <callbackData>abcd</callbackData>
```

```

</callbackReference>
<duration>7200</duration>
<clientCorrelator>12345</clientCorrelator>
<resourceURL>http://example.com/exampleAPI/nms/v1/myStore/tel%3A%2B19585550100/subscriptions/sub001</resourceURL>
<index>1</index>
<restartToken>abc123</restartToken>
</nms:nmsSubscription>

```

## 6.17.6 DELETE

Method not allowed by the resource. The returned HTTP error status is 405. The server should also include the 'Allow: GET, POST' field in the response as per section 14.7 of [RFC2616].

## 6.18 Resource: Individual subscription

The resource used is:

```
://{serverRoot}/nms/{apiVersion}/{storeName}/{boxId}/subscriptions/{subscriptionId}
```

This resource is used to manage an individual event subscription. This resource can be used in conjunction with a Client-side Notification URL, or in conjunction with a Server-side Notification URL. In this latter case, the application MUST first create a Notification Channel (see [REST\_NetAPI\_NotificationChannel]) before creating a subscription.

### 6.18.1 Request URL variables

The following request URL variables are common for all HTTP methods:

Name	Description
serverRoot	Server base url: hostname+port+base path. Port and base path are OPTIONAL. Example: example.com/exampleAPI
apiVersion	Version of the API client wants to use. The value of this variable is defined in section 5.2
storeName	Name of the storage. This variable can be used to allow multi-tenancy (i.e. a server hosting multiple independent stores). The value of this variable is deployment dependent (e.g. in simple deployment scenarios it could be a fixed literal).
boxId	Identifier of designated area within the store (a "box"). The value of this variable depends on the deployment scenario and the service provider's policy. For example: <ul style="list-style-type: none"> <li>- in deployment scenario where each user is allocated a 'box' of its own, the value of "boxId" can be equivalent to the unique identifier of the user (e.g. userId).</li> <li>- in deployment scenario where a 'box' is allocated to a group of multiple users (or machines), the value of "boxId" can be a unique identifier of the group</li> <li>- in deployment scenarios where a 'box' is allocated to a machine (non-human user), the value of the "boxId" can be a unique identifier of the machine</li> </ul>
subscriptionId	Identifier of the subscription

See section 6 for a statement on the escaping of reserved characters in URL variables.

### 6.18.2 Response Codes and Error Handling

For HTTP response codes, see [REST\_NetAPI\_Common].

For Policy Exception and Service Exception fault codes applicable to Network Message Storage, see section 7.



## 6.18.3 GET

This operation is used for reading an individual subscription.

### 6.18.3.1 Example 1: Reading an individual subscription (Informative)

Application client reads a subscription.

#### 6.18.3.1.1 Request

```
GET /exampleAPI/nms/v1/myStore/tel%3A%2B19585550100/subscriptions/sub001 HTTP/1.1
Accept: application/xml
Host: example.com
```

#### 6.18.3.1.2 Response

```
HTTP/1.1 200 OK
Content-Type: application/xml
Content-Length: nnnn
Date: Wed, 15 Jan 2014 17:51:59 GMT

<?xml version="1.0" encoding="UTF-8"?>
<nms:nmsSubscription xmlns:nms="urn:oma:xml:rest:netapi:nms:1">
  <callbackReference>
    <notifyURL>http://applicationClient.example.com/nms/notifications/77777</notifyURL>
    <callbackData>abcd</callbackData>
  </callbackReference>
  <duration>7200</duration>
  <clientCorrelator>12345</clientCorrelator>
  <resourceURL>http://example.com/exampleAPI/nms/v1/myStore/tel%3A%2B19585550100/subscriptions/sub001</resourceURL>
  <index>1</index>
  <restartToken>abc123</restartToken>
</nms:nmsSubscription>
```

### 6.18.3.2 Example 2: Retrieve information about a non-existent individual subscription (Informative)

#### 6.18.3.2.1 Request

```
GET /exampleAPI/nms/v1/myStore/tel%3A%2B19585550100/subscriptions/sub6699 HTTP/1.1
Host: example.com
Authorization: BEARER 08776724-6d0d-4aa6-a404-2bc19b5cf903
Accept: application/xml
```

#### 6.18.3.2.2 Response

```
HTTP/1.1 404 Not Found
Content-Type: application/xml
Content-Length: nnnn
Date: Fri, 11 Apr 2014 17:51:59 GMT

<?xml version="1.0" encoding="UTF-8"?>
<common:requestError xmlns:common="urn:oma:xml:rest:netapi:common:1">
  <link rel="NmsSubscription"
    href="http://example.com/exampleAPI/nms/v1/myStore/tel%3A%2B19585550100/subscriptions/sub6699"/>
  <serviceException>
```

```

<messageId>SVC0004</messageId>
<text>No valid addresses provided in message part %1</text>
<variables>Request-URI</variables>
</serviceException>
</common:requestError>

```

## 6.18.4 PUT

Method not allowed by the resource. The returned HTTP error status is 405. The server should also include the 'Allow: GET, POST, DELETE' field in the response as per section 14.7 of [RFC2616].

## 6.18.5 POST

This operation is used for updating an individual subscription.

The response to the update **MUST** contain the index and restartToken of the subscription after it has been updated but before any resulting notifications have been issued. In other words, the index **MUST** be the index of the next notification to be issued after the update, and if a restartToken is provided in the request, the restartToken in the response **MUST** be the same as that provided in the request. See section 5.1.4.5 for further information.

### 6.18.5.1 Example: Updating the existing subscription (Informative)

Application client increases the duration (expiry) of an existing subscription while also indicates that it needs to sync up starting at a restart token (e.g. nnn789 in this example which is an opaque string previously reported by the server in a notification list).

#### 6.18.5.1.1 Request

```

POST /exampleAPI/nms/v1/myStore/tel%3A%2B19585550100/subscriptions/sub001 HTTP/1.1
Content-Type: application/xml
Content-Length: nnnn
Accept: application/xml
Host: example.com

<?xml version="1.0" encoding="UTF-8"?>
<nms:nmsSubscriptionUpdate xmlns:nms="urn:oma:xml:rest:netapi:nms:1">
  <duration>10800</duration>
  <restartToken>nnn789</restartToken>
</nms:nmsSubscriptionUpdate>

```

#### 6.18.5.1.2 Response

```

HTTP/1.1 200 OK
Content-Type: application/xml
Content-Length: nnnn
Date: Wed, 15 Jan 2014 17:51:59 GMT

<?xml version="1.0" encoding="UTF-8"?>
<nms:nmsSubscription xmlns:nms="urn:oma:xml:rest:netapi:nms:1">
  <callbackReference>
    <notifyURL>http://applicationClient.example.com/nms/notifications/77777</notifyURL>
    <callbackData>abcd</callbackData>
  </callbackReference>
  <duration>10800</duration>
  <clientCorrelator>12345</clientCorrelator>
  <resourceURL>http://example.com/exampleAPI/nms/v1/myStore/tel%3A%2B19585550100/subscriptions/sub001</resourceURL>

```

```
<index>46</index>
<restartToken>nnn789</restartToken>
</nms:nmsSubscription>
```

## 6.18.6 DELETE

This operation is used to cancel a subscription and to stop corresponding notifications.

### 6.18.6.1 Example: Cancelling a subscription (Informative)

Application client cancels a subscription.

#### 6.18.6.1.1 Request

```
DELETE /exampleAPI/nms/v1/myStore/tel%3A%2B19585550100/subscriptions/sub001 HTTP/1.1
Accept: application/xml
Host: example.com
```

#### 6.18.6.1.2 Response

```
HTTP/1.1 204 No Content
Date: Wed, 15 Jan 2014 18:51:59 GMT
```

## 6.19 Resource: Client notification about storage changes

This resource is a callback URL provided by the client for notifications about changes in the network storage. The RESTful NMS API does not make any assumption about the structure of this URL. If this URL is a Client-side Notification URL, the server will POST notifications directly to it. If this URL is a Server-side Notification URL, the server uses it to determine the address of the Notification Server to which the notifications will subsequently be POSTed. The way the server determines the address of the Notification Server is out of scope of this specification.

Note: In the case when the client has set up a Notification Channel to obtain the notifications, the client needs to use the mechanisms described in [REST\_NetAPI\_NotificationChannel], instead of the mechanism described below in section 6.19.5.

The following table gives detailed information about NMS storage notification.

EventType	Notification Root Element Type	Notification sent to	Response to Notification	Link rel	Link href Base URL: //{{serverRoot}/nms/{apiVersion}/ {storeName}/{boxId}
n/a	NmsEventList	client	Success. Content ignored.	NmsSubscription	/subscriptions {subscriptionId}

**Table 1: 1-1 NMS event notification**

If the server receives an HTTP 4xx or 5xx error response, from the client or Notification Channel, based on the error and the policy, the server SHOULD determine whether to continue buffering the notifications and retrying in the future or to expire the subscription (e.g. in the event of receiving an HTTP 404, the server can consider this as a permanent error and no reason for retrying and hence expiring the notification subscription or in the event of receiving an HTTP 503, the server can consider this as a temporary error and continue buffering the notifications and attempting to deliver them in retries).

## 6.19.1 Request URL variables

Client provided.

## 6.19.2 Response Codes and Error Handling

For HTTP response codes, see [REST\_NetAPI\_Common].

For Policy Exception and Service Exception fault codes applicable to Network Message Storage, see section 7.

### 6.19.3 GET

Method not allowed by the resource. The returned HTTP error status is 405. The server should also include the 'Allow: POST' field in the response as per section 14.7 of [RFC2616].

### 6.19.4 PUT

Method not allowed by the resource. The returned HTTP error status is 405. The server should also include the 'Allow: POST' field in the response as per section 14.7 of [RFC2616].

### 6.19.5 POST

This operation is used to notify the client about NMS storage events.

#### 6.19.5.1 Example 1: Notify a client about NMS object changes (Informative)

In this example, the application client is notified asynchronously of 3 change events (2 object deletion and 1 object creation). It is assumed that the client has already subscribed for notifications.

##### 6.19.5.1.1 Request

```
POST /nms/notifications/77777 HTTP/1.1
Accept: application/xml
Content-Type: application/xml
Host: applicationClient.example.com

<?xml version="1.0" encoding="UTF-8"?>
<nms:nmsEventList xmlns:nms="urn:oma:xml:rest:netapi:nms:1">
  <nmsEvent>
    <deletedObject>
      <resourceURL>http://exampleAPI/nms/v1/myStore/tel%3A%2B19585550100/objects/old999</resourceURL>
      <lastModSeq>133</lastModSeq>
      <correlationId>cld122</correlationId>
    </deletedObject>
  </nmsEvent>
  <nmsEvent>
    <changedObject>
      <parentFolder>http://exampleAPI/nms/v1/myStore/tel%3A%2B19585550100/folders/fld80</parentFolder>
      <flags>
        <flag>\Flagged</flag>
      </flags>
      <resourceURL>http://exampleAPI/nms/v1/myStore/tel%3A%2B19585550100/objects/old1000</resourceURL>
      <lastModSeq>134</lastModSeq>
      <correlationId>cld67</correlationId>
    </changedObject>
  </nmsEvent>
  <nmsEvent>
```

```

<expiredObject>
  <resourceURL>http://exampleAPI/nms/v1/myStore/tel%3A%2B19585550100/objects/old111</resourceURL>
  <lastModSeq>135</lastModSeq>
  <correlationId>cld9</correlationId>
</expiredObject>
</nmsEvent>
<callbackData>12345</callbackData>
<index>1</index>
<restartToken>abc67</restartToken>
<link rel="NmsSubscription"
      href="http://example.com/exampleAPI/nms/v1/myStore/myStore/tel%3A%2B19585550100/subscriptions/sub001"/>
</nms:nmsEventList>

```

### 6.19.5.1.2 Response

```

HTTP/1.1 204 No Content
Date: Fri, 28 Jun 2013 17:51:59 GMT

```

### 6.19.5.2 Example 2: Notify a client about NMS folder changes (Informative)

In this example, the application client is notified asynchronously of a folder deletion and a folder creation events. It is assumed that the client is using the same event subscription as in example 1 (hence the index is bumped up to 2 to indicate that this is the 2<sup>nd</sup> notification list from the given subscription pointed to by the link).

#### 6.19.5.2.1 Request

```

POST /nms/notifications/77777 HTTP/1.1
Accept: application/xml
Content-Type: application/xml
Host: applicationClient.example.com

<?xml version="1.0" encoding="UTF-8"?>
<nms:nmsEventList xmlns:nms="urn:oma:xml:rest:netapi:nms:1">
  <nmsEvent>
    <deletedFolder>
      <resourceURL>http://exampleAPI/nms/v1/myStore/tel%3A%2B19585550100/folders/fld20</resourceURL>
      <lastModSeq>136</lastModSeq>
    </deletedFolder>
  </nmsEvent>
  <nmsEvent>
    <changedFolder>
      <parentFolder>http://exampleAPI/nms/v1/myStore/tel%3A%2B19585550100/folders/fld10</parentFolder>
      <resourceURL>http://exampleAPI/nms/v1/myStore/tel%3A%2B19585550100/folders/fld33</resourceURL>
      <name>SorrentoMeeting</name>
      <lastModSeq>137</lastModSeq>
    </changedFolder>
  </nmsEvent>
  <callbackData>12345</callbackData>
  <index>2</index>
  <restartToken>hgf853</restartToken>
  <link rel="NmsSubscription"
        href="http://example.com/exampleAPI/nms/v1/myStore/myStore/tel%3A%2B19585550100/subscriptions/sub001"/>
</nms:nmsEventList>

```

### 6.19.5.2.2 Response

HTTP/1.1 204 No Content  
Date: Fri, 28 Jun 2013 17:51:59 GMT

## 6.19.1 DELETE

Method not allowed by the resource. The returned HTTP error status is 405. The server should also include the 'Allow: POST' field in the response as per section 14.7 of [RFC2616].

## 7. Fault definitions

### 7.1 Service Exceptions

For common Service Exceptions refer to [REST\_NetAPI\_Common]. The following additional Service Exception codes are defined for the RESTful Network Message Storage API.

#### 7.1.1 SVC1009: Folder's path needed

Name	Description
MessageID	SVC1009
Text	Folder's path is missing. When more than one root folder exists, folder's path must be provided.
Variables	None
HTTP status code(s)	400 Bad Request

### 7.2 Policy Exceptions

For common Policy Exceptions refer to [REST\_NetAPI\_Common]. The following additional Policy Exception codes are defined for the RESTful Network Message Storage API.

#### 7.2.1 POL1030: Folder cannot be renamed

Name	Description
MessageID	POL1030
Text	Renaming this folder is not allowed.
Variables	None
HTTP status code(s)	403 Forbidden

#### 7.2.2 POL1031: Object or folder creation under the requested folder not allowed

Name	Description
MessageID	POL1031
Text	Attempt to create objects or folders under %1 is prohibited
Variables	%1 –prohibited folders path
HTTP status code(s)	403 Forbidden

# Appendix A. Change History (Informative)

## A.1 Approved Version History

Reference	Date	Description
n/a	n/a	No prior version

## A.2 Draft/Candidate Version 1.0 History

Document Identifier	Date	Sections	Description
Draft Versions: REST_NetAPI_NMS-V1_0	19 Mar 2013	All	Initial baseline
	06 Jun 2013	Sections: 4.1 and 5.0	Incorporates: OMA-ARC-REST-NMS-2013-0005R01-CR_introduction and OMA-ARC-REST-NMS-2013-0006R01-CR_section_5
	27 Jun 2013	5.1, 5.2.x, 6.x	OMA-ARC-REST-NMS-2013-0004R03 OMA-ARC-REST-NMS-2013-0007R02 OMA-ARC-REST-NMS-2013-0008R02
	16 Jul 2013	5.1	Incorporates: OMA-ARC-REST-NMS-2013-0009R01 and OMA-ARC-REST-NMS-2013-0011
	08 Aug 2013	5.1	Incorporates: OMA-ARC-REST-NMS-2013-0013R01-CR_set-clear-individual-flags
	20 Aug 2013	5.1, 5.2.2.x Editorials in sections 6.x	Incorporates: OMA-ARC-REST-NMS-2013-0012-CR_selection OMA-ARC-REST-NMS-2013-0014R01-CR_set-clear-individual-flags, OMA-ARC-REST-NMS-2013-0015R02-CR_FileSystem_tree_discovery_and_traversal OMA-ARC-REST-NMS-2013-0018-CR_Request_URL_variable_table_edits
	03 Sep 2013	4.1, 5, 5.1, 5.2.2.x 6.1.x, 6.7.x, 6.8	Incorporates: OMA-ARC-REST-NMS-2013-0016R03-CR_Creation OMA-ARC-REST-NMS-2013-0017R02-CR_search_criteria_enhancement OMA-ARC-REST-NMS-2013-0019R01-CR_Selection_cleanup OMA-ARC-REST-NMS-2013-0022R01-CR_Example_titles OMA-ARC-REST-NMS-2013-0021-CR_Object_format OMA-ARC-REST-NMS-2013-0025R01-CR_Fixing_section_6_for_objects_folders
	30 Sep 2013	Many sections throughout the document	Incorporates: OMA-ARC-REST-NMS-2013-0023R03-CR_newFolderName OMA-TS-REST_NetAPI_NMS-V1_0-20130903-D_CR24R01 OMA-TS-REST_NetAPI_NMS-V1_0-20130903-D_CR27R01 OMA-TS-REST_NetAPI_NMS-V1_0-20130903-D_CR31R01 OMA-TS-REST_NetAPI_NMS-V1_0-20130903-D_CR32 OMA-TS-REST_NetAPI_NMS-V1_0-20130903-D_CR34R01 OMA-TS-REST_NetAPI_NMS-V1_0-20130903-D_CR35R02 OMA-ARC-REST-NMS-2013-0036R01-CR_Mod_sequence OMA-ARC-REST-NMS-2013-0037R01-CR_Notifications_mod_seq OMA-ARC-REST-NMS-2013-0038R01-CR_Subscriptions_mod_seq OMA-ARC-REST-NMS-2013-0039R01-CR_Expose_mod_seq OMA-ARC-REST-NMS-2013-0040R01-CR_Deletion_synchronization OMA-ARC-REST-NMS-2013-0042R01-CR_CopyMove



Document Identifier	Date	Sections	Description
	11 Nov 2013	Many sections throughout the document	Incorporates: OMA-ARC-REST-NMS-2013-0020R03-CR_root OMA-ARC-REST-NMS-2013-0045R01-CR_Concepts_section OMA-ARC-REST-NMS-2013-0046-CR_Modification_definition OMA-ARC-REST-NMS-2013-0048R01-CR_Update_section_4 OMA-ARC-REST-NMS-2013-0049R01-CR_search_date_format OMA-TS-REST_NetAPI_NMS-V1_0-20130930-D_CR47R02 OMA-TS-REST_NetAPI_NMS-V1_0-20130930-D_CR51R01 OMA-TS-REST_NetAPI_NMS-V1_0-20130930-D_CR54R01 OMA-TS-REST_NetAPI_NMS-V1_0-20130930-D_CR58 OMA-TS-REST_NetAPI_NMS-V1_0-20130930-D_CR59 Also many editorials (table 5.1 format, cross-references and font changes) throughout the document
	24 Nov 2013	Many sections throughout the document	Incorporates: OMA-ARC-REST-NMS-2013-0070R01-CR_search_for root_folder OMA-ARC-REST-NMS-2013-0062R01-CR_FolderList_cursor OMA-ARC-REST-NMS-2013-0064-CR_flags_element_name OMA-TS-REST_NetAPI_NMS-V1_0-20131111-D_CR73 OMA-TS-REST_NetAPI_NMS-V1_0-20131111-D_CR72 OMA-ARC-REST-NMS-2013-0065R01-CR_Root_path_character OMA-ARC-REST-NMS-2013-0056R03-CR_Negative_flag_search OMA-TS-REST_NetAPI_NMS-V1_0-20131111-D_CR71R01 OMA-ARC-REST-NMS-2013-0053R01-CR_System_deletion OMA-ARC-REST-NMS-2013-0068R02-CR_Notification_simplification OMA-ARC-REST-NMS-2013-0069R01-CR_Use_xsd_dateTimeStamp OMA-TS-REST_NetAPI_NMS-V1_0-20130930-D_CR61 OMA-ARC-REST-NMS-2013-0067R01-CR_Notification_reliability OMA-TS-REST_NetAPI_NMS-V1_0-20130930-D_CR55R03
	09 Dec 2013	Many sections throughout the document	Incorporates: OMA-ARC-REST-NMS-2013-0057R06-CR_External_payload OMA-ARC-REST-NMS-2013-0066R03-CR_Correlation OMA-ARC-REST-NMS-2013-0075R01-CR_path_FFS_resolution OMA-ARC-REST-NMS-2013-0076R01-CR_Attribute_names OMA-ARC-REST-NMS-2013-0077R02-CR_clean_up_and_editorial OMA-ARC-REST-NMS-2013-0078-CR_FlagList_ResourceURL OMA-ARC-REST-NMS-2013-0079-CR_Further_editorials OMA-ARC-REST-NMS-2013-0080R01-CR_Search OMA-ARC-REST-NMS-2013-0081-CR_AllSearchableText_clarification
	03 Jan 2014	Many sections throughout the document	Incorporates: OMA-ARC-REST-NMS-2013-0074R03-CR_Correlation_with_hash OMA-ARC-REST-NMS-2013-0084R01-CR_Direction_clarification OMA-ARC-REST-NMS-2013-0085-CR_Editorials_arising_from_merge OMA-ARC-REST-NMS-2013-0086R01-CR_Exceptions

Document Identifier	Date	Sections	Description
	29 Jan 2014	Many sections throughout the document	Incorporates: OMA-ARC-REST-NMS-2014-0001R01-CR_Mod_seq_generalisation OMA-ARC-REST-NMS-2014-0003-CR_Editorials_and_appendix_C OMA-ARC-REST-NMS-2014-0004-CR_Appendix_G OMA-ARC-REST-NMS-2014-0005-CR_Appendix_F OMA-ARC-REST-NMS-2014-0006R03-CR_Appendix_B_SCR OMA-ARC-REST-NMS-2014-0007R01-CR_Adding_Sec_6_for_copy_move_to_folder OMA-ARC-REST-NMS-2014-0008-CR_sec_6_xml_examples_for_subscription OMA-ARC-REST-NMS-2014-0009-CR_Notifications OMA-ARC-REST-NMS-2014-0010-CR_sec_6_further_XML_examples OMA-ARC-REST-NMS-2014-0011R01-CR_Search_based_on_name OMA-ARC-REST-NMS-2014-0012R02-CR_Attribute_value OMA-ARC-REST-NMS-2014-0014-CR_FFS_resolution_prohibited_folder OMA-ARC-REST-NMS-2014-0015-CR_Consistent_use_of_Root_attr_name OMA-ARC-REST-NMS-2014-0016R01-CR_inline_content_support OMA-ARC-REST-NMS-2014-0020R01-CR_PayloadPartInfo_enhancement OMA-ARC-REST-NMS-2014-0025-CR_FFS_subscription_cancel_notif
	10 Feb 2014	Many sections throughout the document	Incorporates: OMA-ARC-REST-NMS-2014-0021-CR_Optional_payload OMA-ARC-REST-NMS-2014-0022R02-CR_Cursor_clarification OMA-ARC-REST-NMS-2014-0028R01-CR_full_text_search
	11 Mar 2014	Many sections throughout the document	Incorporates: OMA-ARC-REST-NMS-2014-0024R02-CR_Cursor_reliability OMA-ARC-REST-NMS-2014-0023R05-CR_Sync OMA-ARC-REST-NMS-2014-0031R02-CR_bulk_upload OMA-ARC-REST-NMS-2014-0032R01-CR_FFS_copyMove_to_folder_no_recursive_rsp OMA-ARC-REST-NMS-2014-0033R01-CR_FFS_Object_and_Folder_Reference OMA-ARC-REST-NMS-2014-0034-CR_FFS_parentFolder_in_notification
	18 Mar 2014	Many sections throughout the document	Incorporates the following CONRR resolutions: OMA-ARC-REST-NMS-2014-0036-CR_CONR_editorials_and_small_bugs

Document Identifier	Date	Sections	Description
	12 Apr 2014	Many sections throughout the document	Incorporates the following CONRR resolutions: OMA-ARC-REST-NMS-2014-0037R01-CR_CONR_further_editorials OMA-ARC-REST-NMS-2014-0038R02-CR_CONR_order_preservation OMA-ARC-REST-NMS-2014-0039R01-CR_CONR_sort_criteria OMA-ARC-REST-NMS-2014-0040R01-CR_CONR_naming_cleanup OMA-ARC-REST-NMS-2014-0042R01-CR_CONR_simplifications OMA-ARC-REST-NMS-2014-0043-CR_CONR_redundant_ID OMA-ARC-REST-NMS-2014-0044-CR_CONR_search_consistency OMA-ARC-REST-NMS-2014-0045R01-CR_CONR_absent_lists OMA-ARC-REST-NMS-2014-0046R01-CR_CONR_minor_technical OMA-ARC-REST-NMS-2014-0047-CR_Large_folder_support OMA-ARC-REST-NMS-2014-0048-CR_CONR_plural_item_names OMA-ARC-REST-NMS-2014-0049R01-CR_CONR_additional_editorials OMA-ARC-REST-NMS-2014-0050R01-CR_Two_bugfixes OMA-ARC-REST-NMS-2014-0051-CR_FFS_bulk_create_response
	29 Apr 2014	Many sections throughout the document	Incorporates the following CONRR resolutions: OMA-ARC-REST-NMS-2014-0053R04-CR_CONR_add_more_pathToId_examples OMA-ARC-REST-NMS-2014-0054R01-CR_CONR_additional_bugfixes_and_editorials OMA-ARC-REST-NMS-2014-0055R01-CR_data_type_sections_in_alphabetical_order OMA-ARC-REST-NMS-2014-0057-CR_VanishedObjects OMA-ARC-REST-NMS-2014-0058-CR_CONR_objectId_folderId_definition_update_plus_others OMA-ARC-REST-NMS-2014-0060R01-CR_CONR_items_resolved OMA-ARC-REST-NMS-2014-0061R01-CR_BulkResponse_merge OMA-ARC-REST-NMS-2014-0063R01-CR_resolve_A50 OMA-ARC-REST-NMS-2014-0064-CR_VanishedObjects OMA-ARC-REST-NMS-2014-0065-CR_tracking_offline_change_in_CR53R04

Document Identifier	Date	Sections	Description
	27 May 2014	Many sections throughout the document	Incorporates the following CONRR resolutions: OMA-ARC-REST-NMS-2014-0056R02-CR_Strict_sync_explanation OMA-ARC-REST-NMS-2014-0067R03-CR_CONR_Payload OMA-ARC-REST-NMS-2014-0068R01-CR_ParentFolder_xml_example_bug_fix OMA-ARC-REST-NMS-2014-0069-CR_CONR_Unbounded OMA-ARC-REST-NMS-2014-0071R01-CR_Optional_ParentFolder OMA-ARC-REST-NMS-2014-0073R01-CR_Box_reset OMA-ARC-REST-NMS-2014-0074R02-CR_CONR_Sync_wording OMA-ARC-REST-NMS-2014-0075-CR_CONR_Optional_sync OMA-ARC-REST-NMS-2014-0078-CR_CONR_SCR_fix OMA-ARC-REST-NMS-2014-0080R01-CR_CONR_section_5_I_path_resource OMA-ARC-REST-NMS-2014-0081R01-CR_CONR_consistent_resourceURL_def OMA-ARC-REST-NMS-2014-0082-CR_CONR_resolutions OMA-ARC-REST-NMS-2014-0090R01-CR_CONR_uniqueId OMA-ARC-REST-NMS-2014-0091-CR_CONR_resourceURL OMA-ARC-REST-NMS-2014-0092-CR_CONR_PayloadPartInfo_link OMA-ARC-REST-NMS-2014-0094-CR_CreationList OMA-ARC-REST-NMS-2014-0096-CR_CONR_NmsEventList_Link OMA-ARC-REST-NMS-2014-0097-CR_SearchCriterion_Clarification OMA-ARC-REST-NMS-2014-0098R02-CR_CONR_event_Subscription_Filter_FFS OMA-ARC-REST-NMS-2014-0099R02-CR_CONR_Conversation_Description

Document Identifier	Date	Sections	Description
	24 Jun 2014	Many sections throughout the document	<p>Incorporates the following CONRR resolutions:</p> <p>OMA-ARC-REST-NMS-2014-0077R01-CR_CONR_SCR_FFS_Resolution</p> <p>OMA-TS-REST_NetAPI_NMS-V1_0-20140429-D_CR79R01</p> <p>OMA-ARC-REST-NMS-2014-0084R01-CR_CONR_section_5_1_Purpose_Headers</p> <p>OMA-ARC-REST-NMS-2014-0086R02-CR_CONR_Multiple_attribute_values</p> <p>OMA-ARC-REST-NMS-2014-0088-CR_CONR_Combination</p> <p>OMA-ARC-REST-NMS-2014-0095R01-CR_Optional_parent_folder_for_object</p> <p>OMA-ARC-REST-NMS-2014-0100R01-CR_CONR_Resource_name_alignment</p> <p>OMA-ARC-REST-NMS-2014-0102R01-CR_CONR_XMLexamples_NMS_specific_errors</p> <p>OMA-ARC-REST-NMS-2014-0103R03-CR_CONR_XML_error_examples_re_copy_move</p> <p>OMA-ARC-REST-NMS-2014-0105R01-CR_Object_creation_behavior</p> <p>OMA-ARC-REST-NMS-2014-0107R01-CR_CONR_object_attributes</p> <p>OMA-ARC-REST-NMS-2014-0108-CR_CONR_NmsEventList_link</p> <p>OMA-ARC-REST-NMS-2014-0109R02-CR_CONR_Search_field_table</p> <p>OMA-ARC-REST-NMS-2014-0110-CR_CONR_Locale</p> <p>OMA-ARC-REST-NMS-2014-0111-CR_CONR_anyURI</p> <p>OMA-ARC-REST-NMS-2014-0112R02-CR_CONR_Flag_simplification</p> <p>OMA-ARC-REST-NMS-2014-0113R01-CR_CONR_Normative_folder_attributes</p> <p>OMA-ARC-REST-NMS-2014-0114R03-CR_ConversationSearch</p> <p>OMA-ARC-REST-NMS-2014-0115R02-CR_CONR_Control_GET_folder_response</p> <p>OMA-ARC-REST-NMS-2014-0116R02-CR_Explain_restartToken</p> <p>OMA-ARC-REST-NMS-2014-0117R02-CR_New_auth_scopes</p> <p>OMA-ARC-REST-NMS-2014-0118-CR_payload_correction</p> <p>OMA-ARC-REST-NMS-2014-0119R02-CR_CONR_Subscription_flows</p> <p>OMA-ARC-REST-NMS-2014-0120-CR_CONR_Subscription_Filter_flows</p> <p>OMA-ARC-REST-NMS-2014-0121-CR_CONR_BulkCreation_flow</p> <p>OMA-ARC-REST-NMS-2014-0123-CR_JSON_Examples</p> <p>OMA-ARC-REST-NMS-2014-0124R01-CR_Typos</p> <p>OMA-ARC-REST-NMS-2014-0125-CR_FFS_Resolution_Resource_Tree</p> <p>OMA-ARC-REST-NMS-2014-0126R01-CR_Appendix_I_formatting</p> <p>OMA-ARC-REST-NMS-2014-0127R01-CR_CONR_Deposit_and_retrieval_examples</p> <p>OMA-ARC-REST-NMS-2014-0129R01-CR_FFS_Resolution_POSTing_Notification_error</p> <p>OMA-ARC-REST-NMS-2014-0131R01-CR_Multipart_clarification</p> <p>OMA-ARC-REST-NMS-2014-0132-CR_Figure3_correction</p> <p>OMA-ARC-REST-NMS-2014-0133R01-CR_Further_explain_restartToken</p> <p>OMA-ARC-REST-NMS-2014-0134-CR_minor_clarification</p>
	26 Jun 2014	5.3.3.1, G, 6.1.x, 5.2.x & 5.3.x	Incorporates CR135 and also fixes some typos/editorials.
	02 Jul 2014	6.13.5.1.2, 6.13.5.2.2, 6.13.5.3.2 and 6.13.5.4.2	Incorporates CR136.

Document Identifier	Date	Sections	Description
Candidate Version: REST_NetAPI_NMS-V1_0	15 Jul 2014	n/a	Status changed to Candidate by TP TP Ref # OMA-TP-2014-0155- INP_REST_NetAPI_NMS_V1_0_ERP_and_ETR_for_Candidate_A pproval
Draft Version: REST_NetAPI_NMS-V1_0	19 Nov 2014	2.1, 5.1.4, 5.1.4.2.1, 5.1.10, 5.3.2.6, 5.4.6, 6, 6.1.5.1.1, 6.1.5.4, 6.1.5.5.1, 6.1.5.6.1, 6.4.3.1, 6.8.3.2, 6.8.3.2.2, 6.8.5.3, 6.14.5.2, 6.14.5.2.2, D.1, D.3, D.4, D.5, D.6, D.24, D.27, D.51	Incorporated CRs: OMA-ARC-REST-NetAPI-2014-0082- CR_ACR_reference_in_TS_NMS OMA-ARC-REST-NetAPI-2014-0083-CR_NMS_assorted_typos OMA-ARC-REST-NetAPI-2014-0084- CR_NMS_object_creation_example OMA-ARC-REST-NetAPI-2014-0085R01- CR_NMS_PathToId_cleanups OMA-ARC-REST-NetAPI-2014-0086- CR_NMS_unique_attribute_names OMA-ARC-REST-NetAPI-2014-0087- CR_NMS_reliable_folder_behaviour
Candidate Version: REST_NetAPI_NMS-V1_0	16 Dec 2014	n/a	Status changed to Candidate by TP TP Ref # OMA-TP-2014-0278- INP_REST_NetAPI_NMS_V1_0_ERP_for_Candidate_re_approval

## Appendix B. Static Conformance Requirements (Normative)

The notation used in this appendix is specified in [SCRRULES].

### B.1 SCR for REST.NMS Server

Item	Function	Reference	Requirement
REST-NMS-SUPPORT-S-001-M	Support for the RESTful NMS API	5, 6	
REST- NMS-SUPPORT-S-002-M	Support for the XML request & response format	6	
REST- NMS-SUPPORT-S-003-M	Support for the JSON request & response format	6	

#### B.1.1 SCR for REST.NMS.Objects Server

Item	Function	Reference	Requirement
REST-NMS-OBJECTS-S-001-M	Support for object creation (object upload into NMS)	6.1	
REST-NMS-OBJECTS-S-002-M	Upload (create) a new object into an identified folder of NMS – POST	6.1.5	

#### B.1.2 SCR for REST.NMS.AObject Server

Item	Function	Reference	Requirement
REST-NMS-AOBJECT-S-001-M	Support for managing individual stored object	6.2	
REST-NMS-AOBJECT-S-002-M	Retrieve metadata of an object – GET	6.2.3	
REST-NMS-AOBJECT-S-003-M	Delete an object – DELETE	6.2.6	

#### B.1.3 SCR for REST.NMS.AObject.Flags Server

Item	Function	Reference	Requirement
REST-NMS-AOBJECT-FLAGS-S-001-M	Support for managing flags associated with an object	6.3	
REST-NMS-AOBJECT-FLAGS-S-002-M	Retrieve flag list of an object – GET	6.3.3	
REST-NMS-AOBJECT-FLAGS-S-003-O	Add a new flag to the flag list of an object – PUT	6.3.3.2	
REST-NMS-AOBJECT-FLAGS-S-004-M	Update the entire flag list of an object – PUT	6.3.3.2	

### B.1.4 SCR for REST.NMS.AObject.IndFlag Server

Item	Function	Reference	Requirement
REST-NMS-AOBJECT-INDFLAG-S-001-M	Support for managing an individual flag associated with an object	6.4	
REST-NMS-AOBJECT-INDFLAG-S-002-M	Test for existence of a flag in a given object – GET	6.4.3	
REST-NMS-AOBJECT-INDFLAG-S-003-M	Add a new flag to the flag list of an object – PUT	6.4.4	
REST-NMS-AOBJECT-INDFLAG-S-004-M	Remove a flag from flag list of an object – DELETE	6.4.6	

### B.1.5 SCR for REST.NMS.AObject.Payload Server

Item	Function	Reference	Requirement
REST-NMS-AOBJECT-PAYLOAD-S-001-M	Support for retrieving object's entire payload	6.5	
REST-NMS-AOBJECT-PAYLOAD-S-002-M	Retrieve the entire payload of a given object – GET	6.5.3	

### B.1.6 SCR for REST.NMS.AObject.PayloadPart Server

Item	Function	Reference	Requirement
REST-NMS-AOBJECT-PAYLOADPART-S-001-M	Support for retrieving an individual payload part	6.6	
REST-NMS-AOBJECT-PAYLOADPART-S-002-M	Retrieve an individual payload part of a given object – GET	6.6.3	

### B.1.7 SCR for REST.NMS.Objects.Search Server

Item	Function	Reference	Requirement
REST-NMS-OBJECTS-SEARCH-S-001-M	Support for searching for objects meeting certain criteria	6.7	
REST-NMS-OBJECTS-SEARCH-S-002-M	Retrieve information about objects meeting certain criteria – POST	6.7.5	

### B.1.8 SCR for REST.NMS.Objects.PathTold Server

Item	Function	Reference	Requirement
REST-NMS-OBJECTS-PATHTOID-S-001-M	Support for looking up object(s) resource URL(s) using its (their) location/path	6.8	
REST-NMS-OBJECTS-PATHTOID-S-002-M	Retrieve an object's Id (resource URL) using its location/path – GET	6.8.3	



Item	Function	Reference	Requirement
REST-NMS-OBJECTS-PATHTOID-S-003-M	Retrieve a list of object Ids (resource URLs) using their location/path – POST	6.8.5	

### B.1.9 SCR for REST.NMS.Objects.bulkCreation Server

Item	Function	Reference	Requirement
REST-NMS-OBJECTS-bulkCreation-S-001-O	Support for bulk upload of objects	6.9	

### B.1.10 SCR for REST.NMS.Folders Server

Item	Function	Reference	Requirement
REST-NMS-FOLDERS-S-001-M	Support for folder creation	6.10	
REST-NMS-FOLDERS-S-002-M	Create a new folder under an identified parent folder in NMS – POST	6.10.5	

### B.1.11 SCR for REST.NMS.AFolder Server

Item	Function	Reference	Requirement
REST-NMS-AFOLDERS-S-001-M	Support for folder creation	6.11	
REST-NMS-AFOLDERS-S-002-M	Retrieve information about a folder – GET	6.11.3	
REST-NMS-AFOLDERS-S-003-M	Delete a folder – DELETE	6.11.6	

### B.1.12 SCR for REST.NMS.FolderName Server

Item	Function	Reference	Requirement
REST-NMS-FOLDERNAME-S-001-M	Support for managing individual folder data	6.12	
REST-NMS-FOLDERNAME-S-002-M	Retrieve folder name – GET	6.12.3	
REST-NMS-FOLDERNAME-S-003-M	Change folder name – PUT	6.12.4	

### B.1.13 SCR for REST.NMS.Folders.Search Server

Item	Function	Reference	Requirement
REST-NMS-FOLDERS-SEARCH-S-001-M	Support search operation for folders	6.13	
REST-NMS-FOLDERS-SEARCH-S-002-M	Search for the root folder(s) – POST	6.13.5	
REST-NMS-FOLDERS-SEARCH-S-003-O	Support additional search operations other than searching for root – POST	6.13.5	

### B.1.14 SCR for REST.NMS.Folders.PathTold Server

Item	Function	Reference	Requirement
REST-NMS-FOLDERS-PATHTOID-S-001-M	Support for looking up folder(s) resource URL(s) using its (their) location/path	6.14	
REST-NMS-FOLDERS-PATHTOID-S-002-M	Retrieve an folder's Id (resource URL) using its location/path – GET	6.14.3	
REST-NMS-FOLDERS-PATHTOID-S-003-M	Retrieve a list of folders Ids (resource URLs) using their location/path – POST	6.14.5	

### B.1.15 SCR for REST.NMS.Folders.Copy Server

Item	Function	Reference	Requirement
REST-NMS-FOLDERS-COPY-S-001-M	Support for copying objects and/or folders to a target folder	6.15	
REST-NMS-FOLDERS-COPY-S-002-M	Copy objects into a target folder – POST	6.15.5	
REST-NMS-FOLDERS-COPY-S-003-M	Copy a folder containing other folders and objects into a target folder (recursive copy) – POST	6.15.5	

### B.1.16 SCR for REST.NMS.Folders.Move Server

Item	Function	Reference	Requirement
REST-NMS-FOLDERS-MOVE-S-001-M	Support for moving objects and/or folders to a target folder	6.16	
REST-NMS-FOLDERS-MOVE-S-002-M	Move objects into a target folder – POST	6.16.5	
REST-NMS-FOLDERS-MOVE-S-003-M	Move a folder containing other folders and objects into a target folder (recursive move) – POST	6.16.5	

### B.1.17 SCR for REST.NMS.Subscriptions Server

Item	Function	Reference	Requirement
REST-NMS-SUBSCR-S-001-O	Support for subscriptions to NMS event notifications as well as synchronization with NMS	6.17	REST-NMS-SUBSCR-S-003-O
REST-NMS-SUBSCR-S-002-O	Read the list of active subscriptions to NMS event notifications – GET	6.17.3	
REST-NMS-SUBSCR-S-003-O	Create new subscription to NMS event notifications – POST	6.17.5	

Item	Function	Reference	Requirement
REST-NMS-SUBSCR-S-004-O	Create new subscription to NMS event notifications while it syncs the local storage with NMS – POST	6.17.5	
REST-NMS-SUBSCR-S-005-O	Create new subscription to NMS event notifications with filter setup to receive only certain event (e.g. SMS's)– POST	6.17.5	

### B.1.18 SCR for REST.NMS.IndSubscription Server

Item	Function	Reference	Requirement
REST-NMS-INDSUBSCR-S-001-O	Support for access to an individual subscription to NMS event notifications	6.18	REST-NMS-INDSUBSCR-S-002-O AND REST-NMS-INDSUBSCR-S-003-O AND REST-NMS-INDSUBSCR-S-004-O
REST-NMS-INDSUBSCR-S-002-O	Read an individual subscription to NMS event notifications – GET	6.18.3	
REST-NMS-INDSUBSCR-S-003-O	Update an individual subscription to NMS event notifications – POST	6.18.5	
REST-NMS-INDSUBSCR-S-004-O	Cancel subscription and stop corresponding notifications – DELETE	6.18.6	

### B.1.19 SCR for REST.NMS.Notifications Server

Item	Function	Reference	Requirement
REST-NMS-NOTIF-S-001-O	Support for notifications about NMS events	6.19	REST-NMS-NOTIF-S-002-O
REST-NMS-NOTIF-S-002-O	Notifications about NMS changes – GET	6.19.5	

## Appendix C. Application/x-www-form-urlencoded Request Format for POST Operations (Normative)

This specification does not define any API request based on application/x-www-form-urlencoded MIME type.

## Appendix D. JSON examples (Informative)

JSON (JavaScript Object Notation) is a Light-weight, text-based, language-independent data interchange format. It provides a simple means to represent basic name-value pairs, arrays and objects. JSON is relatively trivial to parse and evaluate using standard JavaScript libraries, and hence is suited for REST invocations from browsers or other processors with JavaScript engines. Further information on JSON can be found at [RFC7159].

The following examples show the request and response for various operations using the JSON data format. The examples follow the XML to JSON serialization rules in [REST\_NetAPI\_Common]. A JSON response can be obtained by using the content type negotiation mechanism specified in [REST\_NetAPI\_Common].

For full details on the operations themselves please refer to the section number indicated.

### D.1 Object creation by parentFolder, response with a location of created resource (section 6.1.5.1)

Request:

```
POST /exampleAPI/nms/v1/myStore/tel%3A%2B19585550100/objects HTTP/1.1
Accept: application/json
Authorization: BEARER 08776724-6d0d-4aa6-a404-2bc19b5cf903
Host: example.com
Content-Type: multipart/form-data; boundary="=====outer123456==";
Content-Length: nnnn
MIME-Version: 1.0

-----outer123456==
Content-Type: application/json
Content-Disposition: form-data; name="root-fields"
Content-Length: nnnn

{ "object": {
  "parentFolder": "http://example.com/exampleAPI/nms/v1/myStore/tel%3A%2B19585550100/folders/flid123",
  "attributes": { "attribute": [] },
  "flags": {
    "flag": [
      "\\Seen",
      "\\Flagged"
    ]
  }
}
}
}
-----outer123456==
Content-Type: multipart/mixed; boundary="----sep----"
Content-Disposition: form-data; name="attachments"

----sep----
Content-Type: text/plain
Content-Disposition: attachment; filename="body.txt"

See attached photo

----sep----
Content-Type: image/gif
Content-Disposition: attachment; filename="picture.gif"
```

GIF89a...binary image data...

-----sep-----

=====outer123456----

Response:

HTTP/1.1 201 Created

Date: Tue, 20 Aug 2013 02:51:59 GMT

Location: http://example.com/exampleAPI/nms/v1/myStore/tel%3A%2B19585550100/objects/obj123

Content-Type: application/json

Content-Length: nnnn

```
{ "reference": {
  "resourceURL": "http://example.com/exampleAPI/nms/v1/myStore/tel%3A%2B19585550100/objects/obj123",
  "path": "/main/conversation5/obj123"
}
}
```

## D.2 Object creation by parentFolderPath, response with a location of the created resource while the non-existent parent folder is auto-created (section 6.1.5.2)

Request:

POST /exampleAPI/nms/v1/myStore/tel%3A%2B19585550100/objects HTTP/1.1

Accept: application/json

Authorization: BEARER 08776724-6d0d-4aa6-a404-2bc19b5cf903

Host: example.com

Content-Type: multipart/form-data; boundary="=====outer123456==";

Content-Length: nnnn

MIME-Version: 1.0

=====outer123456==

Content-Type: application/json

Content-Disposition: form-data; name="root-fields"

Content-Length: nnnn

```
{ "object": {
  "parentFolderPath": "/main/myBackups/Football/SavedPictures",
  "attributes": { "attribute": [] },
  "flags": {
    "flag": [
      "\\Seen",
      "\\Flagged"
    ]
  }
}
}
```

=====outer123456==

Content-Type: multipart/mixed; boundary="-----sep-----"

Content-Disposition: form-data; name="attachments"

```

-----sep=--
Content-Type: text/plain
Content-Disposition: attachment; filename="body.txt"

```

See attached photo

```

-----sep=--
Content-Type: image/gif
Content-Disposition: attachment; filename="picture.gif"

```

GIF89a...binary image data...

```

-----sep=----
=====outer123456=---
```

Response:

```

HTTP/1.1 201 Created
Date: Fri, 23 May 2014 02:51:59 GMT
Location: http://example.com/exampleAPI/nms/v1/myStore/tel%3A%2B19585550100/objects/obj4141
Content-Type: application/json
Content-Length: nnnn

```

```

{ "reference": {
  "resourceURL": "http://example.com/exampleAPI/nms/v1/myStore/tel%3A%2B19585550100/objects/obj4141",
  "path": "/main/myBackups/Football/SavedPictures"
}
}

```

### D.3 Object creation by parentFolderPath, response creation failure due to prohibited location (i.e. requested parent folder) (section 6.1.5.3)

Request:

```

POST /exampleAPI/nms/v1/myStore/tel%3A%2B19585550100/objects HTTP/1.1
Accept: application/json
Authorization: BEARER 08776724-6d0d-4aa6-a404-2bc19b5cf903
Host: example.com
Content-Type: multipart/form-data; boundary="=====outer123456==";
Content-Length: nnnn
MIME-Version: 1.0

```

```

=====outer123456==
Content-Type: application/json
Content-Disposition: form-data; name="root-fields"
Content-Length: nnnn

```

```

{ "object": {
  "parentFolderPath": "/Default",
  "attributes": { "attribute": [] },
  "flags": {

```

```

    "flag": [
      "\\Seen",
      "\\Flagged"
    ]
  }
}
}
}
=====outer123456==
Content-Type: multipart/mixed; boundary="---sep---"
Content-Disposition: form-data; name="attachments"

---sep---
Content-Type: text/plain
Content-Disposition: attachment; filename="body.txt"

See attached photo

---sep---
Content-Type: image/gif
Content-Disposition: attachment; filename="picture.gif"

GIF89a...binary image data...

---sep---
=====outer123456===

```

**Response:**

```

HTTP/1.1 403 Forbidden
Date: Tue, 20 Nov 2014 20:51:51 GMT
Content-Type: application/xml
Content-Length: nnnn

{"requestError": {
  "policyException": {
    "messageId": "POL1031",
    "text": "Attempt to create objects or folders under %1 is prohibited",
    "variables": [ "/Default" ]
  }
}
}
}

```

## D.4 Object creation without parent folder, response with a location of created resource and full object (section 6.1.5.4)

**Request:**

```

POST /exampleAPI/nms/v1/myStore/tel%3A%2B19585550100/objects HTTP/1.1
Accept: application/json
Authorization: BEARER 08776724-6d0d-4aa6-a404-2bc19b5cf903
Host: example.com
Content-Type: multipart/form-data; boundary="=====outer123456==";
Content-Length: nnnn
MIME-Version: 1.0

```



```

=====outer123456==
Content-Type: application/json
Content-Disposition: form-data; name="root-fields"
Content-Length: nnnn

{ "object": {
  "attributes": { "attribute": [] },
  "flags": {
    "flag": [
      "\\Seen",
      "\\Flagged"
    ]
  }
}
}
}
=====outer123456==
Content-Type: multipart/mixed; boundary="---sep---"
Content-Disposition: form-data; name="attachments"

---sep---
Content-Type: text/plain
Content-Disposition: attachment; filename="body.txt"

See attached photo

---sep---
Content-Type: image/gif
Content-Disposition: attachment; filename="picture.gif"

GIF89a...binary image data...

---sep---
=====outer123456===

```

**Response:**

```

HTTP/1.1 201 Created
Date: Tue, 20 Apr 2014 09:43:02 GMT
Location: http://example.com/exampleAPI/nms/v1/myStore/tel%3A%2B19585550100/objects/obj741
Content-Type: application/json
Content-Length: nnnn

{ "object": {
  "parentFolder": "http://exampleAPI/nms/v1/myStore/tel%3A%2B19585550100/folders/fld185",
  "attributes": {
    "attribute": [
      { "name": "Date",
        "value": [ "2013-11-12T08:30:10Z" ]
      },
      { "name": "Content-Type",
        "value": [ "multipart/mixed" ]
      }
    ]
  },
  "flags": {

```

```

    "flag": [
      "\\Seen",
      "\\Flagged"
    ]
  },
  "resourceURL": "http://exampleAPI/nms/v1/myStore/tel%3A%2B19585550100/objects/obj741",
  "path": "/main/inbox/obj741",
  "payloadURL": "/nms/v1/myStore/tel%3A%2B19585550100/objects/obj741/payload",
  "payloadPart": [
    { "contentType": "text/plain",
      "size": 20,
      "href": "/nms/v1/myStore/tel%3A%2B19585550100/objects/obj741/payloadParts/blob123"
    },
    { "contentType": "image/gif",
      "size": 16384,
      "href": "/example/storage/102/blob498"
    }
  ],
  "lastModSeq": 1416230968000
}

```

## D.5 Creation of multipart object with presentation part, response with a location of created resource (section 6.1.5.5)

Request:

```

POST /exampleAPI/nms/v1/myStore/tel%3A%2B19585550100/objects HTTP/1.1
Accept: application/json
Authorization: BEARER 08776724-6d0d-4aa6-a404-2bc19b5cf903
Host: example.com
Content-Type: multipart/form-data; boundary="=====outer123456==";
Content-Length: nnnn
MIME-Version: 1.0

=====outer123456==
Content-Type: application/json
Content-Disposition: form-data; name="root-fields"
Content-Length: nnnn

{"object": {
  "parentFolder": "http://example.com/exampleAPI/nms/v1/myStore/tel%3A%2B19585550100/folders/flid123",
  "attributes": { "attribute": [] },
  "flags": {
    "flag": [
      "\\Seen",
      "\\Flagged"
    ]
  }
}
}
}
=====outer123456==
Content-Type: multipart/related; start="28186490"; boundary="---sep---"
Content-Disposition: form-data; name="attachments"

```

-----sep=---

Content-Type: text/plain; charset=UTF-8  
 Content-Transfer-Encoding: quoted-printable  
 Content-Disposition: inline;  
 filename="text.txt"  
 Content-ID: <28184720>

See attached photo.

-----sep=---

Content-Type: application/smil; charset=US-ASCII  
 Content-Transfer-Encoding: 7bit  
 Content-ID: <28186490>  
 Content-Disposition: inline;  
 filename="slideshow.smil"

```
<smil><head><layout><root-layout background-color="#F7F56D" width="480"
height="640"/><region id="First" height="320" width="480" left="0"
top="0" fit="meet"/><region id="Second" height="320" width="480"
left="0" top="320" fit="meet"/></layout></head><body><par
dur="5000ms"><text src="cid:28184720" region="Second"><param
name="fontSize" value="23"/><param name="textsize"
value="medium"/></text></par></body></smil>
```

-----sep=---

Content-Type: image/jpeg  
 Content-Disposition: inline; filename="IMAG0067.jpg"  
 Content-Transfer-Encoding: binary  
 Content-Length: NNNN  
 Content-ID: <28186480>

JFIF...binary image data...

-----sep=-----

=====outer123456=----

Response:

HTTP/1.1 201 Created  
 Date: Tue, 20 Aug 2013 02:51:59 GMT  
 Location: http://example.com/exampleAPI/nms/v1/myStore/tel%3A%2B19585550100/objects/obj542  
 Content-Type: application/json  
 Content-Length: nnnn

```
{ "reference": {
  "resourceURL": "http://example.com/exampleAPI/nms/v1/myStore/tel%3A%2B19585550100/objects/obj542",
  "path": "/main/conversation5/obj542"
}
}
```

## D.6 Creation of simple text object, response with a location of created resource (section 6.1.5.6)

Request:

```

POST /exampleAPI/nms/v1/myStore/tel%3A%2B19585550100/objects HTTP/1.1
Accept: application/json
Authorization: BEARER 08776724-6d0d-4aa6-a404-2bc19b5cf903
Host: example.com
Content-Type: multipart/form-data; boundary="=====outer123456==";
Content-Length: nnnn
MIME-Version: 1.0

=====outer123456==
Content-Type: application/json
Content-Disposition: form-data; name="root-fields"
Content-Length: nnnn

{ "object": {
  "parentFolder": "http://example.com/exampleAPI/nms/v1/myStore/tel%3A%2B19585550100/folders/fld123",
  "attributes": { "attribute": [] },
  "flags": {
    "flag": [
      "\\Seen",
      "\\Flagged"
    ]
  }
}
}

=====outer123456==
Content-Type: text/plain
Content-Disposition: form-data; name="attachments"

The quick brown fox rushed to Montreal.

=====outer123456===

```

**Response:**

```

HTTP/1.1 201 Created
Date: Tue, 20 Aug 2013 02:51:59 GMT
Location: http://example.com/exampleAPI/nms/v1/myStore/tel%3A%2B19585550100/objects/obj543
Content-Type: application/xml
Content-Length: nnnn

{ "reference": {
  "resourceURL": "http://example.com/exampleAPI/nms/v1/myStore/tel%3A%2B19585550100/objects/obj543",
  "path": "/main/conversation5/obj543"
}
}

```

## D.7 Retrieve information about an object (section 6.2.3.1)

**Request:**

```

GET /exampleAPI/nms/v1/myStore/tel%3A%2B19585550100/objects/old999 HTTP/1.1
Host: example.com
Authorization: BEARER 08776724-6d0d-4aa6-a404-2bc19b5cf903
Accept: application/json

```

## Response:

```

HTTP/1.1 200 OK
Date: Thu, 04 Oct 2013 02:51:59 GMT
Content-Type: application/json
Content-Length: nnnn

{ "object": {
  "parentFolder": "http://exampleAPI/nms/v1/myStore/tel%3A%2B19585550100/folders/fld567",
  "attributes": {
    "attribute": [
      { "name": "Message-Context",
        "value": [ "multimedia-message" ]
      },
      { "name": "Direction",
        "value": [ "In" ]
      },
      { "name": "From",
        "value": [ "tel:+19585550100" ]
      },
      { "name": "To",
        "value": [
          "tel:+19585550210",
          "tel:+19585550320"
        ]
      },
      { "name": "Date",
        "value": [ "2013-11-12T08:30:10Z" ]
      },
      { "name": "Subject",
        "value": [ "Weekend Trip to Seattle" ]
      },
      { "name": "Content-Type",
        "value": [ "multipart/mixed" ]
      }
    ]
  },
  "flags": {
    "flag": [
      "\\Seen",
      "\\Answered"
    ]
  },
  "resourceURL": "http://exampleAPI/nms/v1/myStore/tel%3A%2B19585550100/objects/old999",
  "path": "/main/conversation5/old999",
  "payloadURL": "/nms/v1/myStore/tel%3A%2B19585550100/objects/old999/payload",
  "payloadPart": [
    { "contentType": "text/plain",
      "size": 48,
      "href": "/nms/v1/myStore/tel%3A%2B19585550100/objects/old999/payloadParts/blob123"
    },
    { "contentType": "image/gif",
      "size": 1024,
      "href": "/example/storage/100/blob456"
    }
  ],
  "lastModSeq": 48
}

```

```
}
}
```

## D.8 Retrieve information about multipart object (section 6.2.3.2)

Request:

```
GET /exampleAPI/nms/v1/myStore/tel%3A%2B19585550100/objects/obj542 HTTP/1.1
Host: example.com
Authorization: BEARER 08776724-6d0d-4aa6-a404-2bc19b5cf903
Accept: application/json
```

Response:

```
HTTP/1.1 200 OK
Date: Thu, 04 Oct 2013 02:51:59 GMT
Content-Type: application/json
Content-Length: nnnn

{ "object": {
  "parentFolder": "http://exampleAPI/nms/v1/myStore/tel%3A%2B19585550100/folders/fld123",
  "attributes": {
    "attribute": [
      { "name": "Content-Type",
        "value": [ "multipart/related; start=\\"28186490\\" ]
      }
    ]
  },
  "flags": {
    "flag": [
      "\\Seen",
      "\\Flagged"
    ]
  },
  "resourceURL": "http://example.com/exampleAPI/nms/v1/myStore/tel%3A%2B19585550100/objects/obj542",
  "path": "/main/conversation5/obj542",
  "payloadURL": "/nms/v1/myStore/tel%3A%2B19585550100/objects/obj542/payload",
  "payloadPart": [
    { "contentType": "text/plain",
      "contentId": "28184720",
      "size": 48,
      "href": "/nms/v1/myStore/tel%3A%2B19585550100/objects/obj542/payloadParts/blob123"
    },
    { "contentType": "application/smil",
      "contentId": "28186490",
      "size": 300,
      "href": "/nms/v1/myStore/tel%3A%2B19585550100/objects/obj542/payloadParts/blob124"
    },
    { "contentType": "image/jpeg",
      "contentId": "28186480",
      "size": 1024,
      "href": "/example/storage/100/blob457"
    }
  ],
  "lastModSeq": 48
}
```

```
}  
}
```

## D.9 Retrieve information about object with inline content (section 6.2.3.3)

Request:

```
GET /exampleAPI/nms/v1/myStore/tel%3A%2B19585550100/objects/obj543 HTTP/1.1  
Host: example.com  
Authorization: BEARER 08776724-6d0d-4aa6-a404-2bc19b5cf903  
Accept: application/json
```

Response:

```
HTTP/1.1 200 OK  
Date: Thu, 04 Oct 2013 02:51:59 GMT  
Content-Type: application/json  
Content-Length: nnnn  
  
{ "object": {  
  "parentFolder": "http://exampleAPI/nms/v1/myStore/tel%3A%2B19585550100/folders/fld123",  
  "attributes": {  
    "attribute": [  
      { "name": "TextContent",  
        "value": [ "The quick brown fox rushed to Montreal." ]  
      }  
    ]  
  },  
  "flags": {  
    "flag": [  
      "\\Seen",  
      "\\Flagged"  
    ]  
  },  
  "resourceURL": "http://example.com/exampleAPI/nms/v1/myStore/tel%3A%2B19585550100/objects/obj543",  
  "path": "/main/conversation5/obj543",  
  "lastModSeq": 48  
}  
}
```

## D.10 Delete an object, response with “204 No Content” (section 6.2.6.1)

Request:

```
DELETE /exampleAPI/nms/v1/myStore/tel%3A%2B19585550100/objects/old999 HTTP/1.1  
Host: example.com  
Authorization: BEARER 08776724-6d0d-4aa6-a404-2bc19b5cf903  
Accept: application/json
```

Response:

HTTP/1.1 204 No Content  
Date: Thu, 05 Sep 2013 05:55:59 GMT

## D.11 Retrieve flags associated with an object (section 6.3.3.1)

Request:

```
GET /exampleAPI/nms/v1/myStore/tel%3A%2B19585550100/objects/old999/flags HTTP/1.1
Accept: application/json
Authorization: BEARER 08776724-6d0d-4aa6-a404-2bc19b5cf903
Host: example.com
```

Response:

```
HTTP/1.1 200 OK
Date: Thu, 05 Oct 2013 03:51:59 GMT
Content-Type: application/json
Content-Length: nnnn

{ "flagList": {
  "flag": [
    "\Seen",
    "\Flagged"
  ],
  "resourceURL": "http://exampleAPI/nms/v1/myStore/tel%3A%2B19585550100/objects/old999/flags"
}
}
```

## D.12 Retrieve flags associated with an object, failure due to an invalid object (section 6.3.3.2)

Request:

```
GET /exampleAPI/nms/v1/myStore/tel%3A%2B19585550100/objects/objNotThere/flags HTTP/1.1
Host: example.com
Authorization: BEARER 08776724-6d0d-4aa6-a404-2bc19b5cf903
Accept: application/json
```

Response:

```
HTTP/1.1 404 Not Found
Date: Thu, 24 Jul 2013 12:51:59 GMT
Content-Type: application/json
Content-Length: nnnn

{ "requestError": {
  "serviceException": {
    "messageId": "SVC0004",
    "text": "No valid addresses provided in message part %1",
    "variables": [ "/exampleAPI/nms/v1/myStore/tel%3A%2B19585550100/objects/objNotThere/flags" ]
  }
}
}
```



## D.13 Add a flag to flaglist of an object (section 6.3.4.1)

Request:

```
PUT /exampleAPI/nms/v1/myStore/tel%3A%2B19585550100/objects/old999/flags HTTP/1.1
Content-Type: application/json
Content-Length: nnnn
Accept: application/xml
Authorization: BEARER 08776724-6d0d-4aa6-a404-2bc19b5cf903
Host: example.com

{ "flagList": {
  "flag": [
    "\\Seen",
    "\\Flagged",
    "\\Answered"
  ],
  "resourceURL": "http://exampleAPI/nms/v1/myStore/tel%3A%2B19585550100/objects/old999/flags"
}
```

Response:

```
HTTP/1.1 200 OK
Date: Thu, 05 Oct 2013 03:58:59 GMT
Content-Type: application/json
Content-Length: nnnn

{ "flagList": {
  "flag": [
    "\\Seen",
    "\\Flagged",
    "\\Answered"
  ],
  "resourceURL": "http://exampleAPI/nms/v1/myStore/tel%3A%2B19585550100/objects/old999/flags"
}
```

## D.14 Read an existing individual flag (section 6.4.3.1)

Request:

```
GET /exampleAPI/nms/v1/myStore/tel%3A%2B19585550100/objects/old999/flags/%5CSeen HTTP/1.1
Accept: application/json
Authorization: BEARER 08776724-6d0d-4aa6-a404-2bc19b5cf903
Host: example.com
```

Response:

```
HTTP/1.1 204 No Content
Date: Thu, 05 Oct 2013 03:55:00 GMT
```

## D.15 Read a non-existing individual flag using acr:auth (section 6.4.3.2)

Request:

```
GET /exampleAPI/nms/v1/myStore/acr%3Aauth/objects/old999/flags/%5CAnswered HTTP/1.1
Accept: application/json
Authorization: BEARER 08776724-6d0d-4aa6-a404-2bc19b5cf903
Host: example.com
```

Response:

```
HTTP/1.1 404 Not Found
Date: Thu, 05 Oct 2013 03:55:00 GMT
Content-Type: application/json
Content-Length: nnnn

{ "empty": null }
```

## D.16 Add “\Answered” flag to flaglist of an object (section 6.4.4.1)

Request:

```
PUT /exampleAPI/nms/v1/myStore/tel%3A%2B19585550100/objects/old999/flags/%5CAnswered HTTP/1.1
Content-Type: application/json
Content-Length: nnnn
Accept: application/json
Authorization: BEARER 08776724-6d0d-4aa6-a404-2bc19b5cf903
Host: example.com

{ "empty": null }
```

Response:

```
HTTP/1.1 201 Created
Location: http://example.com/exampleAPI/nms/v1/myStore/tel%3A%2B19585550100/objects/old999/flags/%5CAnswered
Date: Thu, 05 Oct 2013 03:58:59 GMT
Content-Type: application/json
Content-Length: nnnn

{ "empty": null }
```

## D.17 Delete “\Seen” flag from flaglist of an object (section 6.4.6.1)

Request:

```
DELETE /exampleAPI/nms/v1/myStore/tel%3A%2B19585550100/objects/old999/flags/%5CSeen HTTP/1.1
Host: example.com
Authorization: BEARER 08776724-6d0d-4aa6-a404-2bc19b5cf903
Accept: application/json
```

Response:

```
HTTP/1.1 204 No Content
Date: Thu, 05 Sep 2013 05:55:59 GMT
```

## D.18 Read payload of the stored object via an external reference (section 6.5.3.1)

Request:

```
GET /exampleAPI/storage/100/blob456 HTTP/1.1
Accept: image/gif, image/png, image/jpeg, text/html, application/json
Authorization: BEARER 08776724-6d0d-4aa6-a404-2bc19b5cf903
Host: example.com
```

Response:

```
HTTP/1.1 200 OK
Date: Tue, 20 Aug 2013 03:52:01 GMT
Content-Length: nnnn
Content-Type: multipart/mixed; boundary="----sep---"

----sep---
Content-Type: text/plain
Content-Disposition: attachment; filename="body.txt"

Are you coming to the football today? See attached photo

----sep---
Content-Type: image/gif
Content-Disposition: attachment; filename="picture.gif"

GIF89a...binary image data...

----sep-----
```

## D.19 Read an object payload part via the NMS resource tree (section 6.6.3.1)

Request:

```
GET /exampleAPI/nms/v1/myStore/tel%3A%2B19585550100/objects/obj123/payloadParts/part123 HTTP/1.1
Accept: image/gif, image/png, image/jpeg, text/html, application/json
Authorization: BEARER 08776724-6d0d-4aa6-a404-2bc19b5cf903
Host: example.com
```

Response:

```
HTTP/1.1 200 OK
Date: Tue, 20 Aug 2013 03:51:59 GMT
Content-Length: nnnn
Content-Type: image/gif

...GIF89a...binary image data
```

## D.20 Search for objects with certain criteria (section 6.7.5.1)

Request:

```
POST /exampleAPI/nms/v1/myStore/tel%3A%2B19585550100/objects/operations/search HTTP/1.1
Host: example.com
Authorization: BEARER 08776724-6d0d-4aa6-a404-2bc19b5cf903
Accept: application/json
Content-Type: application/json
Content-Length: nnnn
{"selectionCriteria": {
  "maxEntries": 3,
  "searchCriteria": {
    "criterion": [
      { "type": "Attribute",
        "name": "Message-Context",
        "value": "pager-message"
      },
      { "type": "Attribute",
        "name": "Direction",
        "value": "In"
      },
      { "type": "Attribute",
        "name": "From",
        "value": "tel:+19585550100"
      },
      { "type": "Date",
        "value": "minDate=2013-11-11T09:30:10Z"
      }
    ],
    "operator": "And"
  },
  "sortCriterion": {
    "type": "Date",
    "order": "Ascending"
  }
}
```

Response:

```
HTTP/1.1 200 OK
Date: Fri, 14 Mar 2014 02:51:59 GMT
Content-Type: application/json
Content-Length: nnnn

{"objectList": {
  "object": [
    { "parentFolder": "http://exampleAPI/nms/v1/myStore/tel%3A%2B19585550100/folders/flid123",
      "attributes": {
        "attribute": [
          { "name": "Message-Context",
            "value": [ "pager-message" ]
          },
          { "name": "From",
```

```

    "value": [ "tel:+19585550100" ]
  },
  { "name": "Date",
    "value": [ "2013-11-12T08:30:10Z" ]
  },
  { "name": "Direction",
    "value": [ "In" ]
  },
  { "name": "Content-Type",
    "value": [ "text/plain" ]
  }
]
},
"flags": {
  "flag": [
    "\\Seen",
    "\\Answered"
  ],
  "resourceURL": "http://exampleAPI/nms/v1/myStore/tel%3A%2B19585550100/objects/old998/flags"
},
"resourceURL": "http://exampleAPI/nms/v1/myStore/tel%3A%2B19585550100/objects/old998",
"path": "/main/f81d4fae-7dec-11d0-a765-00a0c91e6bf6/old998",
"payloadURL": "http://exampleAPI/nms/v1/myStore/tel%3A%2B19585550100/objects/old998/payload",
"lastModSeq": 100
},
{ "parentFolder": "http://exampleAPI/nms/v1/myStore/tel%3A%2B19585550100/folders/fld123",
  "attributes": {
    "attribute": [
      { "name": "Message-Context",
        "value": [ "pager-message" ]
      },
      { "name": "From",
        "value": [ "tel:+19585550100" ]
      },
      { "name": "Date",
        "value": [ "2013-11-12T09:12:00Z" ]
      },
      { "name": "Direction",
        "value": [ "In" ]
      },
      { "name": "Content-Type",
        "value": [ "text/plain" ]
      }
    ]
  },
  "flags": {
    "flag": [
      "\\Seen",
      "\\Answered"
    ],
    "resourceURL": "http://exampleAPI/nms/v1/myStore/tel%3A%2B19585550100/objects/old990/flags"
  },
  "resourceURL": "http://exampleAPI/nms/v1/myStore/tel%3A%2B19585550100/objects/old990",
  "path": "/main/f81d4fae-7dec-11d0-a765-00a0c91e6bf6/old990",
  "payloadURL": "http://exampleAPI/nms/v1/myStore/tel%3A%2B19585550100/objects/old990/payload",
  "lastModSeq": 101
}

```

```

},
{ "parentFolder": "http://exampleAPI/nms/v1/myStore/tel%3A%2B19585550100/folders/fld123",
  "attributes": {
    "attribute": [
      { "name": "Message-Context",
        "value": [ "pager-message" ]
      },
      { "name": "From",
        "value": [ "tel:+19585550100" ]
      },
      { "name": "Date",
        "value": [ "2013-12-12T12:30:50Z" ]
      },
      { "name": "Direction",
        "value": [ "In" ]
      },
      { "name": "Content-Type",
        "value": [ "text/plain" ]
      }
    ]
  },
  "flags": {
    "flag": [
      "\\Seen",
      "\\Answered",
      "\\Flagged"
    ]
  },
  "resourceURL": "http://exampleAPI/nms/v1/myStore/tel%3A%2B19585550100/objects/old1000/flags"
},
{ "resourceURL": "http://exampleAPI/nms/v1/myStore/tel%3A%2B19585550100/objects/old1000",
  "path": "/main/f81d4fae-7dec-11d0-a765-00a0c91e6bf6/old1000",
  "payloadURL": "http://exampleAPI/nms/v1/myStore/tel%3A%2B19585550100/objects/old1000/payload",
  "lastModSeq": 125
}
],
"cursor": "cursor111"
}
}

```

## D.21 Retrieve the remaining search response list (section 6.7.5.2)

Request:

```

POST /exampleAPI/nms/v1/myStore/tel%3A%2B19585550100/objects/operations/search HTTP/1.1
Host: example.com
Authorization: BEARER 08776724-6d0d-4aa6-a404-2bc19b5cf903
Accept: application/json
Content-Type: application/json
Content-Length: nnnn

{ "selectionCriteria": {
  "fromCursor": "cursor111",
  "maxEntries": 3,
  "searchCriteria": {
    "criterion": [

```

```

    { "type": "Attribute",
      "name": "Message-Context",
      "value": "pager-message"
    },
    { "type": "Attribute",
      "name": "Direction",
      "value": "In"
    },
    { "type": "Attribute",
      "name": "From",
      "value": "tel:+19585550100"
    },
    { "type": "Date",
      "value": "minDate=2013-11-11T09:30:10Z"
    }
  ],
  "operator": "And"
},
"sortCriterion": {
  "type": "Date",
  "order": "Ascending"
}
}
}
}

```

## Response:

```

HTTP/1.1 200 OK
Date: Fri, 14 Mar 2014 04:51:59 GMT
Content-Type: application/json
Content-Length: nnnn

{ "objectList": {
  "object": [
    { "parentFolder": "http://exampleAPI/nms/v1/myStore/tel%3A%2B19585550100/folders/fld223",
      "attributes": {
        "attribute": [
          { "name": "Message-Context",
            "value": [ "pager-message" ]
          },
          { "name": "From",
            "value": [ "tel:+19585550100" ]
          },
          { "name": "Date",
            "value": [ "2013-11-14T06:20:10Z " ]
          },
          { "name": "Direction",
            "value": [ "In" ]
          },
          { "name": "Content-Type",
            "value": [ "text/plain" ]
          }
        ]
      }
    }
  ],
  "flags": {
    "flag": [

```

```

    "\\Seen",
    "\\Answered"
  ],
  "resourceURL": "http://exampleAPI/nms/v1/myStore/tel%3A%2B19585550100/objects/old1005/flags"
},
"resourceURL": "http://exampleAPI/nms/v1/myStore/tel%3A%2B19585550100/objects/old1005",
"path": "/main/StaffMeeting/old1005",
"payloadURL": "http://exampleAPI/nms/v1/myStore/tel%3A%2B19585550100/objects/old1005/payload",
"lastModSeq": 180
},
{ "parentFolder": "http://exampleAPI/nms/v1/myStore/tel%3A%2B19585550100/folders/fld223",
  "attributes": {
    "attribute": [
      { "name": "Message-Context",
        "value": [ "pager-message" ]
      },
      { "name": "From",
        "value": [ "tel:+19585550100" ]
      },
      { "name": "Date",
        "value": [ "2013-12-14T08:30:50Z" ]
      },
      { "name": "Direction",
        "value": [ "In" ]
      },
      { "name": "Content-Type",
        "value": [ "text/plain" ]
      }
    ]
  }
},
"flags": {
  "flag": [ "\\Recent" ],
  "resourceURL": "http://exampleAPI/nms/v1/myStore/tel%3A%2B19585550100/objects/old1010/flags"
},
"resourceURL": "http://exampleAPI/nms/v1/myStore/tel%3A%2B19585550100/objects/old1010",
"path": "/main/StaffMeeting/old1010",
"payloadURL": "http://exampleAPI/nms/v1/myStore/tel%3A%2B19585550100/objects/old1010/payload",
"lastModSeq": 195
}
]
}
}
}

```

## D.22 Search for a substring in all searchable text attributes and bodies (section 6.7.5.3)

Request:

```

POST /exampleAPI/nms/v1/myStore/tel%3A%2B19585550100/objects/operations/search HTTP/1.1
Host: example.com
Authorization: BEARER 08776724-6d0d-4aa6-a404-2bc19b5cf903
Accept: application/json
Content-Type: application/json
Content-Length: nnnn

```



```

{ "selectionCriteria": {
  "maxEntries": 3,
  "searchCriteria": {
    "criterion": [
      { "type": "AllTextAttributes",
        "value": "Football"
      }
    ]
  }
}
}

```

**Response:**

HTTP/1.1 200 OK

Date: Thu, 07 Jun 2013 02:51:59 GMT

Content-Type: application/json

Content-Length: nnnn

```

{ "objectList": {
  "object": [
    { "parentFolder": "http://exampleAPI/nms/v1/myStore/tel%3A%2B19585550100/folders/fld8686",
      "attributes": {
        "attribute": [
          { "name": "Message-Context",
            "value": [ "text-message" ]
          },
          { "name": "From",
            "value": [ "tel:+19587236564" ]
          },
          { "name": "Subject",
            "value": [ "R U coming to football game today" ]
          },
          { "name": "Date",
            "value": [ "2013-12-02T08:30:10Z" ]
          },
          { "name": "Direction",
            "value": [ "In" ]
          },
          { "name": "Content-Type",
            "value": [ "multipart/mixed" ]
          }
        ]
      },
      "flags": {
        "flag": [
          "\\Seen",
          "\\Answered"
        ]
      },
      "resourceURL": "http://exampleAPI/nms/v1/myStore/tel%3A%2B19585550100/objects/old123",
      "path": "/main/f81d4fae-7dec-11d0-a765-00a0c91e6bf6/old123",
      "payloadURL": "http://exampleAPI/nms/v1/myStore/tel%3A%2B19585550100/objects/old123/payload",
      "lastModSeq": 7688
    }
  ]
}

```

```
}  
]  
}  
}
```

## D.23 Retrieve object's resource URL based on its path (section 6.8.3.1)

Request:

```
GET /exampleAPI/nms/v1/myStore/tel%3A%2B19585550100/objects/operations/pathTold?path=%2Fmain%2Fconversation5/obj12345  
HTTP/1.1  
Host: example.com  
Authorization: BEARER 08776724-6d0d-4aa6-a404-2bc19b5cf903  
Accept: application/json
```

Response:

```
HTTP/1.1 200 OK  
Date: Thu, 24 Jul 2013 12:51:59 GMT  
Content-Type: application/json  
Content-Length: nnnn  
  
{ "reference": {  
  "resourceURL": "http://exampleAPI/nms/v1/myStore/tel%3A%2B19585550100/objects/obj12345",  
  "path": "/main/conversation5/obj12345"  
}  
}
```

## D.24 Retrieve object's resource URL based on its path, failure due to a malformed path (section 6.8.3.2)

Request:

```
GET  
/exampleAPI/nms/v1/myStore/tel%3A%2B19585550100/objects/operations/pathTold?path=%2Fmain%2F%2Fconversation5/obj12345  
HTTP/1.1  
Host: example.com  
Authorization: BEARER 08776724-6d0d-4aa6-a404-2bc19b5cf903  
Accept: application/json
```

Response:

```
HTTP/1.1 400 Bad Request  
Date: Thu, 24 Jul 2013 12:51:59 GMT  
Content-Type: application/json  
Content-Length: nnnn  
  
{ "requestError": {  
  "serviceException": {  
    "messageId": "SVC0002",  
    "text": "Invalid input value for message part %1",
```

```

"variables": [ "/main//conversation5/obj12345" ]
}
}
}

```

## D.25 Retrieve list of objects' resource URLs based on their paths (section 6.8.5.1)

Request:

```

POST /exampleAPI/nms/v1/myStore/tel%3A%2B19585550100/objects/operations/pathTold HTTP/1.1
Host: example.com
Authorization: BEARER 08776724-6d0d-4aa6-a404-2bc19b5cf903
Accept: application/json
Content-Type: application/json
Content-Length: nnnn

{ "pathList": {
  "path": [
    "/main/f81d4fae-7dec-11d0-a765-00a0c91e6bf6/old111",
    "/main/conversation5/old221",
    "/main/conversation5/old222"
  ]
}
}

```

Response:

```

HTTP/1.1 200 OK
Date: Tue, 20 Nov 2013 12:51:59 GMT
Content-Type: application/json
Content-Length: nnnn

{ "bulkResponseList": {
  "response": [
    { "code": 200,
      "reason": "OK",
      "success": {
        "resourceURL": "http://exampleAPI/nms/v1/myStore/tel%3A%2B19585550100/objects/old111",
        "path": "/main/f81d4fae-7dec-11d0-a765-00a0c91e6bf6/old111"
      }
    },
    { "code": 200,
      "reason": "OK",
      "success": {
        "resourceURL": "http://exampleAPI/nms/v1/myStore/tel%3A%2B19585550100/objects/old221",
        "path": "/main/conversation5/old221"
      }
    },
    { "code": 200,
      "reason": "OK",
      "success": {
        "resourceURL": "http://exampleAPI/nms/v1/myStore/tel%3A%2B19585550100/objects/old222",
        "path": "/main/conversation5/old222"
      }
    }
  ]
}

```

```

    }
  }
]
}
}

```

## D.26 Retrieve list of objects' resource URLs based on their paths, at least one path to a non-existing object (section 6.8.5.2)

Request:

```

POST /exampleAPI/nms/v1/myStore/tel%3A%2B19585550100/objects/operations/pathTold HTTP/1.1
Host: example.com
Authorization: BEARER 08776724-6d0d-4aa6-a404-2bc19b5cf903
Accept: application/json
Content-Type: application/json
Content-Length: nnnn

{ "pathList": {
  "path": [
    "/main/f81d4fae-7dec-11d0-a765-00a0c91e6bf6/old111",
    "/cleanups/conversation5/old221"
  ]
}
}

```

Response:

```

HTTP/1.1 200 OK
Date: Tue, 18 Feb 2014 12:09:09 GMT
Content-Type: application/json
Content-Length: nnnn

{ "bulkResponseList": {
  "response": [
    { "code": 200,
      "reason": "OK",
      "success": {
        "resourceURL": "http://exampleAPI/nms/v1/myStore/tel%3A%2B19585550100/objects/old111",
        "path": "/main/f81d4fae-7dec-11d0-a765-00a0c91e6bf6/old111"
      }
    },
    { "code": 400,
      "reason": "Bad Request",
      "failure": {
        "serviceException": {
          "messageId": "SVC0002",
          "text": "Invalid input value for message part %1",
          "variables": [ "/cleanups/conversation5/old221" ]
        }
      }
    }
  ]
}
}

```

```
}

```

## D.27 (void)

## D.28 Bulk creation (section 6.9.5.1)

Request:

```
POST /exampleAPI/nms/v1/myStore/tel%3A%2B19585550100/objects/operations/bulkCreation HTTP/1.1
```

```
Accept: application/json
```

```
Authorization: BEARER 08776724-6d0d-4aa6-a404-2bc19b5cf903
```

```
Host: example.com
```

```
Content-Type: multipart/form-data; boundary="=====outer123456==";
```

```
Content-Length: nnnn
```

```
MIME-Version: 1.0
```

```
-----outer123456==
```

```
Content-Type: application/json
```

```
Content-Disposition: form-data; name="root-fields"
```

```
Content-Length: nnnn
```

```
{ "objectList": {
  "object": [
    { "parentFolder": "http://example.com/exampleAPI/nms/v1/myStore/tel%3A%2B19585550100/folders/fld123",
      "attributes": { "attribute": [] },
      "flags": {
        "flag": [
          "\\Seen",
          "\\Flagged"
        ]
      }
    },
    { "parentFolderPath": "/Pictures",
      "attributes": { "attribute": [] },
      "flags": { "flag": [ "\\Seen" ] }
    },
    { "parentFolderPath": "/Pictures",
      "attributes": { "attribute": [] },
      "flags": {
        "flag": [
          "\\Seen",
          "\\Flagged"
        ]
      }
    }
  ]
}
}
```

```
-----outer123456==
```

```
Content-Type: multipart/mixed; boundary="----sep----"
```

```
Content-Disposition: form-data; name="attachments"
```

```
----sep----
```

```
Content-Type: text/plain
```

Content-Disposition: attachment; filename="body.txt"

See attached photo

-----sep---

Content-Type: image/gif

Content-Disposition: attachment; filename="picture.gif"

GIF89a...binary image data...

-----sep-----

=====outer123456==

Content-Type: multipart/mixed; boundary="-----sep---"

Content-Disposition: form-data; name="attachments"

-----sep---

Content-Type: text/plain

Content-Disposition: attachment; filename="body.txt"

Photo from trip to Vancouver

-----sep---

Content-Type: image/gif

Content-Disposition: attachment; filename="picture.gif"

GIF89a...binary image data...

-----sep-----

=====outer123456==

Content-Type: multipart/mixed; boundary="-----sep---"

Content-Disposition: form-data; name="attachments"

-----sep---

Content-Type: text/plain

Content-Disposition: attachment; filename="body.txt"

Photo from Sorrento Meeting

-----sep---

Content-Type: image/gif

Content-Disposition: attachment; filename="picture.gif"

GIF89a...binary image data...

-----sep-----

=====outer123456====

Response:

HTTP/1.1 200 OK

Date: Tue, 18 Feb 2014 12:09:09 GMT

Content-Type: application/json

Content-Length: nnnn

```
{ "bulkResponseList": {
  "response": [
```

```

{
  "code": 201,
  "reason": "Created",
  "success": {
    "resourceURL": "http://example.com/exampleAPI/nms/v1/myStore/tel%3A%2B19585550100/objects/obj412",
    "path": "/SpringBreak2014/obj412"
  }
},
{
  "code": 403,
  "reason": "Forbidden",
  "failure": {
    "policyException": {
      "messageId": "POL0001",
      "text": "A policy error occurred. Error code is %1",
      "variables": [ "E42" ]
    }
  }
},
{
  "code": 201,
  "reason": "Created",
  "success": {
    "resourceURL": "http://example.com/exampleAPI/nms/v1/myStore/tel%3A%2B19585550100/objects/obj413",
    "path": "/Pictures/obj413"
  }
}
]
}
}

```

## D.29 Folder creation by parentFolder path, response with a location of created resource (section 6.10.5.1)

Request:

```

POST /exampleAPI/nms/v1/myStore/tel%3A%2B19585550100/folders HTTP/1.1
Accept: application/json
Authorization: BEARER 08776724-6d0d-4aa6-a404-2bc19b5cf903
Host: example.com
Content-Type: application/json
Content-Length: nnnn
MIME-Version: 1.0

```

```

{ "folder": {
  "parentFolderPath": "/main",
  "attributes": { "attribute": [] },
  "name": "BoardMeeting"
}
}

```

Response:

```

HTTP/1.1 201 Created
Date: Tue, 20 Aug 2013 02:51:59 GMT
Location: http://example.com/exampleAPI/nms/v1/myStore/tel%3A%2B19585550100/folders/fld456
Content-Type: application/json

```

Content-Length: nnnn

```
{ "reference": { "resourceURL": "http://example.com/exampleAPI/nms/v1/myStore/tel%3A%2B19585550100/folders/fld456" } }
```

## D.30 Folder creation by parentFolder path, response with a copy of created resource (section 6.10.5.2)

Request:

POST /exampleAPI/nms/v1/myStore/tel%3A%2B19585550100/folders HTTP/1.1

Accept: application/json

Host: example.com

Authorization: BEARER 08776724-6d0d-4aa6-a404-2bc19b5cf903

Content-Type: application/json

Content-Length: nnnn

MIME-Version: 1.0

```
{ "folder": {  
  "parentFolderPath": "/main",  
  "attributes": { "attribute": [] },  
  "name": "NMSdiscussion"  
}
```

Response:

HTTP/1.1 201 Created

Date: Tue, 15 Apr 2014 02:51:59 GMT

Location: http://example.com/exampleAPI/nms/v1/myStore/tel%3A%2B19585550100/folders/fld559

Content-Type: application/json

Content-Length: nnnn

```
{ "folder": {  
  "parentFolder": "http://example.com/exampleAPI/nms/v1/myStore/tel%3A%2B19585550100/folders/fld554",  
  "attributes": {  
    "attribute": [  
      { "name": "Date",  
        "value": [ "2014-04-15T02:51:55Z" ]  
      },  
      { "name": "Name",  
        "value": [ "NMSdiscussion" ]  
      }  
    ]  
  },  
  "resourceURL": "http://example.com/exampleAPI/nms/v1/myStore/tel%3A%2B19585550100/folders/fld559",  
  "path": "/main/NMSdiscussion",  
  "name": "NMSdiscussion",  
  "lastModSeq": 555  
}
```



## D.31 Folder creation by parentFolder path, response creation failure due to an invalid folder path (section 6.10.5.3)

Request:

```
POST /exampleAPI/nms/v1/myStore/tel%3A%2B19585550100/folders HTTP/1.1
Accept: application/json
Host: example.com
Authorization: BEARER 08776724-6d0d-4aa6-a404-2bc19b5cf903
Content-Type: application/json
Content-Length: nnnn
MIME-Version: 1.0

{"folder": {
  "parentFolderPath": "/main/myBackups/Football",
  "attributes": { "attribute": [] },
  "name": "WorldCup2014"
}}
```

Response:

```
HTTP/1.1 400 Bad request
Date: Tue, 20 Nov 2013 02:51:59 GMT
Content-Type: application/json
Content-Length: nnnn

{"requestError": {
  "serviceException": {
    "messageId": "SVC0002",
    "text": "Invalid input value for message part %1",
    "variables": [ "/main/myBackups/Football" ]
  }
}}
```

## D.32 Folder creation by parentFolder resourceURL, response with a copy of created resource (section 6.10.5.4)

Request:

```
POST /exampleAPI/nms/v1/myStore/tel%3A%2B19585550100/folders HTTP/1.1
Accept: application/json
Host: example.com
Authorization: BEARER 08776724-6d0d-4aa6-a404-2bc19b5cf903
Content-Type: application/json
Content-Length: nnnn
MIME-Version: 1.0

{"folder": {
  "parentFolder": "http://example.com/exampleAPI/nms/v1/myStore/tel%3A%2B19585550100/folders/fld559",
  "attributes": { "attribute": [] },
  "name": "SorrentoMeeting"
}}
```

```
}

```

Response:

```
HTTP/1.1 201 Created
Date: Tue, 20 Jan 2014 11:20:13 GMT
Location: http://example.com/exampleAPI/nms/v1/myStore/tel%3A%2B19585550100/folders/fld560
Content-Type: application/json
Content-Length: nnnn

{"folder": {
  "parentFolder": "http://example.com/exampleAPI/nms/v1/myStore/tel%3A%2B19585550100/folders/fld559",
  "attributes": {
    "attribute": [
      { "name": "Date",
        "value": [ "2014-01-20T11:20:10Z" ]
      },
      { "name": "Name",
        "value": [ "SorrentoMeeting" ]
      }
    ]
  },
  "resourceURL": "http://example.com/exampleAPI/nms/v1/myStore/tel%3A%2B19585550100/folders/fld560",
  "path": "/main/NMSdiscussion/SorrentoMeeting",
  "name": "SorrentoMeeting",
  "lastModSeq": 977
}
}
```

## D.33 Folder creation failure due to request missing the parent folder element (section 6.10.5.5)

Request:

```
POST /exampleAPI/nms/v1/myStore/tel%3A%2B19585550100/folders HTTP/1.1
Accept: application/json
Host: example.com
Authorization: BEARER 08776724-6d0d-4aa6-a404-2bc19b5cf903
Content-Type: application/json
Content-Length: nnnn
MIME-Version: 1.0

{"folder": {
  "attributes": { "attribute": [] },
  "name": "VegasMeeting"
}
}
```

Response:

```
HTTP/1.1 400 Bad Request
Date: Tue, 20 Nov 2014 20:51:51 GMT
Content-Type: application/json
Content-Length: nnnn
```

```
{ "requestError": {
  "serviceException": {
    "messageId": "SVC0002",
    "text": "Invalid input value for message part %1",
    "variables": [ "Parent folder (missing)" ]
  }
}
}
```

## D.34 Folder creation by parentFolder path, response creation failure due to prohibited location (i.e. requested parent folder) (section 6.10.5.6)

Request:

```
POST /exampleAPI/nms/v1/myStore/tel%3A%2B19585550100/folders HTTP/1.1
Accept: application/json
Host: example.com
Authorization: BEARER 08776724-6d0d-4aa6-a404-2bc19b5cf903
Content-Type: application/json
Content-Length: nnnn
MIME-Version: 1.0
```

```
{ "folder": {
  "parentFolderPath": "/Default",
  "attributes": { "attribute": [] },
  "name": "MySavedPictures"
}
}
```

Response:

```
HTTP/1.1 403 Forbidden
Date: Tue, 20 Nov 2014 21:01:11 GMT
Content-Type: application/json
Content-Length: nnnn
```

```
{ "requestError": {
  "policyException": {
    "messageId": "POL1031",
    "text": "Attempt to create objects or folders under %1 is prohibited",
    "variables": [ "/Default" ]
  }
}
}
```

## D.35 Retrieve information about a folder (section 6.11.3.1)

Request:

```
GET /exampleAPI/nms/v1/myStore/tel%3A%2B19585550100/folders/fld608?path=Yes&attrFilter=SubtreeMsgCount&attrFilter=SubtreeSize HTTP/1.1
```

```
Host: example.com
Authorization: BEARER 08776724-6d0d-4aa6-a404-2bc19b5cf903
Accept: application/json
```

## Response:

```
HTTP/1.1 200 OK
Date: Fri, 14 Mar 2014 09:51:59 GMT
Content-Type: application/json
Content-Length: nnnn

{ "folder": {
  "parentFolder": "http://example.com/exampleAPI/nms/v1/myStore/tel%3A%2B19585550100/folders/fld554",
  "attributes": {
    "attribute": [
      { "name": "Conversation-ID",
        "value": [ "f81d4fae-7dec-11d0-a765-00a0c91e6bf6" ]
      },
      { "name": "Contribution-ID",
        "value": [ "abcdef-1234-5678-90ab-cdef01234567" ]
      },
      { "name": "Date",
        "value": [ "2013-11-19T08:30:50Z" ]
      },
      { "name": "Name",
        "value": [ "f81d4fae-7dec-11d0-a765-00a0c91e6bf6" ]
      },
      { "name": "SubtreeMsgCount",
        "value": [ "140" ]
      },
      { "name": "SubtreeSize",
        "value": [ "18766988" ]
      }
    ]
  },
  "resourceURL": "http://example.com/exampleAPI/nms/v1/myStore/tel%3A%2B19585550100/folders/fld608",
  "path": "/main/f81d4fae-7dec-11d0-a765-00a0c91e6bf6",
  "name": "f81d4fae-7dec-11d0-a765-00a0c91e6bf6",
  "lastModSeq": 600
}
```

## D.36 Retrieve information about a non-existent folder (section 6.11.3.2)

## Request:

```
GET /exampleAPI/nms/v1/myStore/tel%3A%2B19585550100/folders/fld444777 HTTP/1.1
Host: example.com
Authorization: BEARER 08776724-6d0d-4aa6-a404-2bc19b5cf903
Accept: application/json
```

## Response:

```
HTTP/1.1 404 Not Found
Content-Type: application/json
Content-Length: nnnn
Date: Fri, 17 Jan 2014 17:51:59 GMT
```

```
{ "requestError": {
  "link": [
    { "rel": "folder",
      "href": "http://exampleAPI/nms/v1/myStore/tel%3A%2B19585550100/folders/fld444777"
    }
  ],
  "serviceException": {
    "messageId": "SVC0004",
    "text": "No valid addresses provided in message part %1",
    "variables": [ "Request-URI" ]
  }
}
}
```

## D.37 Retrieve information about a large folder (section 6.11.3.3)

Request:

```
GET /exampleAPI/nms/v1/myStore/tel%3A%2B19585550100/folders/fld608?listFilter=All&maxEntries=3 HTTP/1.1
Host: example.com
Authorization: BEARER 08776724-6d0d-4aa6-a404-2bc19b5cf903
Accept: application/json
```

Response:

```
HTTP/1.1 200 OK
Date: Fri, 14 Mar 2014 09:51:59 GMT
Content-Type: application/json
Content-Length: nnnn

{ "folder": {
  "parentFolder": "http://example.com/exampleAPI/nms/v1/myStore/tel%3A%2B19585550100/folders/fld554",
  "attributes": {
    "attribute": [
      { "name": "Conversation-ID",
        "value": [ "f81d4fae-7dec-11d0-a765-00a0c91e6bf6" ]
      },
      { "name": "Contribution-ID",
        "value": [ "abcdef-1234-5678-90ab-cdef01234567" ]
      },
      { "name": "Date",
        "value": [ "2013-11-19T08:30:50Z" ]
      }
    ]
  },
  "resourceURL": "http://example.com/exampleAPI/nms/v1/myStore/tel%3A%2B19585550100/folders/fld608",
  "name": "f81d4fae-7dec-11d0-a765-00a0c91e6bf6",
  "lastModSeq": 600,
  "cursor": "abcdef?cur&194",
  "subFolders": {
```

```

"folderReference": [
  { "resourceURL": "http://example.com/exampleAPI/nms/v1/myStore/tel%3A%2B19585550100/folders/fld901" },
  { "resourceURL": "http://example.com/exampleAPI/nms/v1/myStore/tel%3A%2B19585550100/folders/fld227" }
],
"objects": { "objectReference": [ { "resourceURL":
"http://example.com/exampleAPI/nms/v1/myStore/tel%3A%2B19585550100/objects/obj880" } ] }
}
}

```

## D.38 Retrieve information about a large folder (section 6.11.3.4)

Request:

```

GET
/exampleAPI/nms/v1/myStore/tel%3A%2B19585550100/folders/fld608?fromCursor=abcdef%3Fcur%38194&listFilter=All&maxEntries=3
HTTP/1.1
Host: example.com
Authorization: BEARER 08776724-6d0d-4aa6-a404-2bc19b5cf903
Accept: application/json

```

Response:

```

HTTP/1.1 200 OK
Date: Fri, 14 Mar 2014 09:51:59 GMT
Content-Type: application/json
Content-Length: nnnn

{ "folder": {
  "parentFolder": "http://example.com/exampleAPI/nms/v1/myStore/tel%3A%2B19585550100/folders/fld554",
  "attributes": {
    "attribute": [
      { "name": "Conversation-ID",
        "value": [ "f81d4fae-7dec-11d0-a765-00a0c91e6bf6" ]
      },
      { "name": "Contribution-ID",
        "value": [ "abcdef-1234-5678-90ab-cdef01234567" ]
      },
      { "name": "Date",
        "value": [ "2013-11-19T08:30:50Z" ]
      }
    ]
  },
  "resourceURL": "http://example.com/exampleAPI/nms/v1/myStore/tel%3A%2B19585550100/folders/fld608",
  "name": "f81d4fae-7dec-11d0-a765-00a0c91e6bf6",
  "lastModSeq": 600,
  "subFolders": { "folderReference": [ { "resourceURL":
"http://example.com/exampleAPI/nms/v1/myStore/tel%3A%2B19585550100/folders/fld902" } ] },
  "objects": { "objectReference": [ { "resourceURL":
"http://example.com/exampleAPI/nms/v1/myStore/tel%3A%2B19585550100/objects/obj881" } ] }
}
}

```

## D.39 Delete a folder, response with “204 No Content” (section 6.11.6.1)

Request:

```
DELETE /exampleAPI/nms/v1/myStore/tel%3A%2B19585550100/folders/fld567 HTTP/1.1
Host: example.com
Accept: application/json
```

Response:

```
HTTP/1.1 204 No Content
Date: Thu, 05 Sep 2013 06:05:09 GMT
```

## D.40 Retrieve a folder’s name (section 6.12.3.1)

Request:

```
GET /exampleAPI/nms/v1/myStore/tel%3A%2B19585550100/folders/fld456/folderName HTTP/1.1
HTTP/1.1
Host: example.com
Authorization: BEARER 08776724-6d0d-4aa6-a404-2bc19b5cf903
Accept: application/json
```

Response:

```
HTTP/1.1 200 OK
Date: Thu, 04 Jun 2012 02:51:59 GMT
Content-Type: application/json
Content-Length: nnnn

{ "name": "BoardMeeting" }
```

## D.41 Change folder name (section 6.12.4.1)

Request:

```
PUT /exampleAPI/nms/v1/myStore/tel%3A%2B19585550100/folders/fld456/folderName HTTP/1.1
Host: example.com
Authorization: BEARER 08776724-6d0d-4aa6-a404-2bc19b5cf903
Accept: application/json
Content-Type: application/json
Content-Length: nnnn
Host: example.com

{"name": "BoardSession1" }
```

Response:

```
HTTP/1.1 200 OK
Date: Thu, 04 Jun 2012 02:51:59 GMT
Content-Type: application/json
Content-Length: nnnn

{"name": "BoardSession1" }
```

## D.42 Change folder name, failure due to Policy error (section 6.12.4.2)

Request:

```
PUT /exampleAPI/nms/v1/myStore/tel%3A%2B19585550100/folders/fld456/folderName HTTP/1.1
Host: example.com
Authorization: BEARER 08776724-6d0d-4aa6-a404-2bc19b5cf903
Accept: application/json
Content-Type: application/json
Content-Length: nnnn

{"name": "myDefault" }
```

Response:

```
HTTP/1.1 403 Forbidden
Date: Thr, 22 May 2014 21:01:11 GMT
Content-Type: application/json
Content-Length: nnnn

{"requestError": {
  "policyException": {
    "messageId": "POL1030",
    "text": "Renaming this folder is not allowed"
  }
}
}
```



## D.43 Search for root folders (section 6.13.5.1)

Request:

```
POST /exampleAPI/nms/v1/myStore/tel%3A%2B19585550100/folders/operations/search HTTP/1.1
Host: example.com
Authorization: BEARER 08776724-6d0d-4aa6-a404-2bc19b5cf903
Accept: application/json
Content-Type: application/json
Content-Length: nnnn

{ "selectionCriteria": {
  "maxEntries": 3,
  "searchCriteria": {
    "criterion": [
      { "type": "Attribute",
        "name": "root",
        "value": "Yes"
      }
    ]
  }
}
```

Response:

```
HTTP/1.1 200 OK
Date: Thu, 14 Nov 2013 02:51:59 GMT
Content-Type: application/json
Content-Length: nnnn

{ "folderList": {
  "folder": [
    { "attributes": {
      "attribute": [
        { "name": "Root",
          "value": [ "Yes" ]
        }
      ]
    },
    "resourceURL": "http://exampleAPI/nms/v1/myStore/tel%3A%2B19585550100/folders/fldroot1",
    "path": null,
    "lastModSeq": 1,
    "subFolders": {
      "folderReference": [
        { "resourceURL": "http://example.com/exampleAPI/nms/v1/myStore/tel%3A%2B19585550100/folders/fld554",
          "path": "/main"
        },
        { "resourceURL": "http://example.com/exampleAPI/nms/v1/myStore/tel%3A%2B19585550100/folders/fld664",
          "path": "/tmp"
        }
      ]
    }
  ]
}
```

```
}

```

## D.44 Search for folders created within a given timeframe (section 6.13.5.2)

Request:

```
POST /exampleAPI/nms/v1/myStore/tel%3A%2B19585550100/folders/operations/search HTTP/1.1
Host: example.com
Authorization: BEARER 08776724-6d0d-4aa6-a404-2bc19b5cf903
Accept: application/json
Content-Type: application/json
Content-Length: nnnn

{ "selectionCriteria": {
  "maxEntries": 10,
  "searchCriteria": {
    "criterion": [
      { "type": "Date",
        "value": "minDate=2013-12-01T08:00:00Z&maxDate=2014-01-01T12:00Z"
      }
    ]
  },
  "searchScope": {
    "resourceURL": "http://example.com/exampleAPI/nms/v1/myStore/tel%3A%2B19585550100/folders/flid24",
    "path": "/main/projects/APIs"
  },
  "sortCriterion": {
    "type": "Date",
    "order": "Ascending"
  }
}
}
```

Response:

```
HTTP/1.1 200 OK
Date: Thu, 14 Nov 2013 02:51:59 GMT
Content-Type: application/json
Content-Length: nnnn

{ "folderList": {
  "folder": [
    { "parentFolder": "http://exampleAPI/nms/v1/myStore/tel%3A%2B19585550100/folders/flid24",
      "attributes": {
        "attribute": [
          { "name": "root",
            "value": [ "No" ]
          },
          { "name": "Date",
            "value": [ "2013-12-10T09:30:10Z" ]
          }
        ]
      }
    }
  ]
}
```

```
]
},
"resourceURL": "http://exampleAPI/nms/v1/myStore/tel%3A%2B19585550100/folders/fld27",
"path": "/main/projects/APIs/QoS",
"lastModSeq": 91,
"subFolders": {
  "folderReference": [
    { "resourceURL": "http://example.com/exampleAPI/nms/v1/myStore/tel%3A%2B19585550100/folders/fld44",
      "path": "/main/projects/APIs/QoS/TS-Related"
    },
    { "resourceURL": "http://example.com/exampleAPI/nms/v1/myStore/tel%3A%2B19585550100/folders/fld45",
      "path": "/main/projects/APIs/QoS/meetingInfo"
    }
  ]
}
},
{ "parentFolder": "http://exampleAPI/nms/v1/myStore/tel%3A%2B19585550100/folders/fld24",
  "attributes": {
    "attribute": [
      { "name": "root",
        "value": [ "No" ]
      },
      { "name": "Date",
        "value": [ "2013-12-18T19:30:10Z" ]
      }
    ]
  }
},
"resourceURL": "http://exampleAPI/nms/v1/myStore/tel%3A%2B19585550100/folders/fld30",
"path": "/main/projects/APIs/WebRTCSignaling",
"lastModSeq": 129,
"subFolders": {
  "folderReference": [
    { "resourceURL": "http://example.com/exampleAPI/nms/v1/myStore/tel%3A%2B19585550100/folders/fld49",
      "path": "/main/projects/APIs/WebRTCSignaling/TS-Related"
    },
    { "resourceURL": "http://example.com/exampleAPI/nms/v1/myStore/tel%3A%2B19585550100/folders/fld50",
      "path": "/main/projects/APIs/WebRTCSignaling/meetingInfo"
    }
  ]
}
}
]
}
```

## D.45 Search for folders with a given name (section 6.13.5.3)

Request:

```
POST /exampleAPI/nms/v1/myStore/tel%3A%2B19585550100/folders/operations/search HTTP/1.1
Host: example.com
Authorization: BEARER 08776724-6d0d-4aa6-a404-2bc19b5cf903
Accept: application/json
Content-Type: application/json
Content-Length: nnnn
```

```

{ "selectionCriteria": {
  "maxEntries": 10,
  "searchCriteria": {
    "criterion": [
      { "type": "Attribute",
        "name": "Name",
        "value": "projects"
      }
    ]
  }
}
}

```

## Response:

```

HTTP/1.1 200 OK
Date: Thu, 14 Nov 2013 02:51:59 GMT
Content-Type: application/json
Content-Length: nnnn

{ "folderList": {
  "folder": [
    { "parentFolder": "http://exampleAPI/nms/v1/myStore/tel%3A%2B19585550100/folders/fldMain01",
      "attributes": {
        "attribute": [
          { "name": "root",
            "value": [ "No" ]
          },
          { "name": "Date",
            "value": [ "2013-12-10T09:00:10Z" ]
          },
          { "name": "Name",
            "value": [ "projects" ]
          }
        ]
      },
      "resourceURL": "http://exampleAPI/nms/v1/myStore/tel%3A%2B19585550100/folders/fld7",
      "path": "/main/projects",
      "name": "projects",
      "lastModSeq": 18
    },
    { "parentFolder": "http://exampleAPI/nms/v1/myStore/tel%3A%2B19585550100/folders/fld0044",
      "attributes": {
        "attribute": [
          { "name": "root",
            "value": [ "No" ]
          },
          { "name": "Date",
            "value": [ "2014-01-18T19:30:10Z" ]
          },
          { "name": "Name",
            "value": [ "projects" ]
          }
        ]
      }
    ]
  }
}

```

```

    "resourceURL": "http://exampleAPI/nms/v1/myStore/tel%3A%2B19585550100/folders/fld30",
    "path": "/main/ARC/BangkokMeeting/projects",
    "name": "projects",
    "lastModSeq": 329
  }
]
}
}

```

## D.46 Search for folders containing a given substring in its name (section 6.13.5.4)

Request:

```

POST /exampleAPI/nms/v1/myStore/tel%3A%2B19585550100/folders/operations/search HTTP/1.1
Host: example.com
Authorization: BEARER 08776724-6d0d-4aa6-a404-2bc19b5cf903
Accept: application/json
Content-Type: application/json
Content-Length: nnnn

```

```

{ "selectionCriteria": {
  "maxEntries": 10,
  "searchCriteria": {
    "criterion": [
      { "type": "AllTextAttributes",
        "value": "QoS"
      }
    ]
  }
}
}
}

```

Response:

```

HTTP/1.1 200 OK
Date: Thu, 14 Nov 2013 02:51:59 GMT
Content-Type: application/json
Content-Length: nnnn

```

```

{ "folderList": {
  "folder": [
    { "parentFolder": "http://exampleAPI/nms/v1/myStore/tel%3A%2B19585550100/folders/fld24",
      "attributes": {
        "attribute": [
          { "name": "root",
            "value": [ "No" ]
          },
          { "name": "Date",
            "value": [ "2013-12-10T09:30:10Z" ]
          },
          { "name": "Name",
            "value": [ "QoS" ]
          }
        ]
      }
    }
  ]
}
}

```

```

    ]
  },
  "resourceURL": "http://exampleAPI/nms/v1/myStore/tel%3A%2B19585550100/folders/fld27",
  "path": "/main/projects/APIs/QoS",
  "name": "QoS",
  "lastModSeq": 93
},
{ "parentFolder": "http://exampleAPI/nms/v1/myStore/tel%3A%2B19585550100/folders/fldTmp012",
  "attributes": {
    "attribute": [
      { "name": "root",
        "value": [ "No" ]
      },
      { "name": "Date",
        "value": [ "2013-10-18T19:30:10Z" ]
      },
      { "name": "Name",
        "value": [ "QoS-related" ]
      }
    ]
  }
},
  "resourceURL": "http://exampleAPI/nms/v1/myStore/tel%3A%2B19585550100/folders/fld21",
  "path": "/main/tmp/QoS-related",
  "name": "QoS-related",
  "lastModSeq": 96
}
]
}
}
}

```

## D.47 Retrieve folder's resource URL based on its path (section 6.14.3.1)

Request:

```

GET
/exampleAPI/nms/v1/myStore/tel%3A%2B19585550100/folders/operations/pathTold?path=%2FRCSMessageStore%2FfootballGame
HTTP/1.1
Host: example.com
Authorization: BEARER 08776724-6d0d-4aa6-a404-2bc19b5cf903
Accept: application/json

```

Response:

```

HTTP/1.1 200 OK
Date: Thu, 24 Jul 2013 12:51:59 GMT
Content-Type: application/json
Content-Length: nnnn

{ "reference": {
  "resourceURL": "http://exampleAPI/nms/v1/myStore/tel%3A%2B19585550100/folders/fld11111",
  "path": "/RCSMessageStore/footballGame"
}
}

```

## D.48 Retrieve root folder's resource URL (section 6.14.3.2)

Request:

```
GET /exampleAPI/nms/v1/myStore/tel%3A%2B19585550100/folders/operations/pathTold HTTP/1.1
Host: example.com
Authorization: BEARER 08776724-6d0d-4aa6-a404-2bc19b5cf903
Accept: application/json
```

Response:

```
HTTP/1.1 200 OK
Date: Thu, 24 Jul 2013 12:51:59 GMT
Content-Type: application/json
Content-Length: nnnn

{ "reference": {
  "resourceURL": "http://exampleAPI/nms/v1/myStore/tel%3A%2B19585550100/folders/fld001",
  "path": null
}
}
```

## D.49 Retrieve root folder's resource URL, failure due to missing path parameter while multiple root folders exist (section 6.14.3.3)

Request:

```
GET /exampleAPI/nms/v1/myStore/tel%3A%2B19585550100/folders/operations/pathTold HTTP/1.1
Host: example.com
Authorization: BEARER 08776724-6d0d-4aa6-a404-2bc19b5cf903
Accept: application/json
```

Response:

```
HTTP/1.1 400 Bad Request
Date: Thu, 22 May 2014 12:51:59 GMT
Content-Type: application/json
Content-Length: nnnn

{ "requestError": {
  "serviceException": {
    "messageId": "SVC1009",
    "text": "Folder's path is missing. When more than one root folder exists, folder's path must be provided"
  }
}
}
```

## D.50 Retrieve list of folders' resource URLs based on their paths (section 6.14.5.1)

Request:

```

POST /exampleAPI/nms/v1/myStore/tel%3A%2B19585550100/folders/operations/pathTold HTTP/1.1
Host: example.com
Authorization: BEARER 08776724-6d0d-4aa6-a404-2bc19b5cf903
Accept: application/json
Content-Type: application/json
Content-Length: nnnn

{ "pathList": {
  "path": [
    "/main/f81d4fae-7dec-11d0-a765-00a0c91e6bf6",
    "/main/conversation5",
    "/main/SorrentoMeeting"
  ]
}
}

```

**Response:**

```

HTTP/1.1 200 OK
Date: Tue, 20 Nov 2013 12:51:59 GMT
Content-Type: application/json
Content-Length: nnnn

{ "bulkResponseList": {
  "response": [
    { "code": 200,
      "reason": "OK",
      "success": {
        "resourceURL": "http://exampleAPI/nms/v1/myStore/tel%3A%2B19585550100/folders/fld8",
        "path": "/main/f81d4fae-7dec-11d0-a765-00a0c91e6bf6"
      }
    },
    { "code": 200,
      "reason": "OK",
      "success": {
        "resourceURL": "http://exampleAPI/nms/v1/myStore/tel%3A%2B19585550100/folders/fld9",
        "path": "/main/conversation5"
      }
    },
    { "code": 200,
      "reason": "OK",
      "success": {
        "resourceURL": "http://exampleAPI/nms/v1/myStore/tel%3A%2B19585550100/folders/fld12",
        "path": "/main/SorrentoMeeting"
      }
    }
  ]
}
}

```

## D.51 Retrieve list of folders' resource URLs based on their paths, two invalid paths in the list (section 6.14.5.2)

Request:



```
POST /exampleAPI/nms/v1/myStore/tel%3A%2B19585550100/folders/operations/pathTold HTTP/1.1
```

```
Host: example.com
```

```
Authorization: BEARER 08776724-6d0d-4aa6-a404-2bc19b5cf903
```

```
Accept: application/json
```

```
Content-Type: application/json
```

```
Content-Length: nnnn
```

```
{ "pathList": {
  "path": [
    "/main/f81d4fae-7dec-11d0-a765-00a0c91e6bf6",
    "/main/conversation5",
    "/main//SorrentoMeeting/year2014",
    "/main/conversation99"
  ]
}
}
```

#### Response:

```
HTTP/1.1 200 OK
```

```
Date: Tue, 20 Nov 2013 12:51:59 GMT
```

```
Content-Type: application/json
```

```
Content-Length: nnnn
```

```
{ "bulkResponseList": {
  "response": [
    { "code": 200,
      "reason": "OK",
      "success": {
        "resourceURL": "http://exampleAPI/nms/v1/myStore/tel%3A%2B19585550100/folders/fld8",
        "path": "/main/f81d4fae-7dec-11d0-a765-00a0c91e6bf6"
      }
    },
    { "code": 200,
      "reason": "OK",
      "success": {
        "resourceURL": "http://exampleAPI/nms/v1/myStore/tel%3A%2B19585550100/folders/fld9",
        "path": "/main/conversation5"
      }
    },
    { "code": 400,
      "reason": "Bad Request",
      "failure": {
        "serviceException": {
          "messageId": "SVC0002",
          "text": "Invalid input value for message part %1",
          "variables": [ "/main//SorrentoMeeting/year2014" ]
        }
      }
    },
    { "code": 400,
      "reason": "Bad Request",
      "failure": {
        "serviceException": {
          "messageId": "SVC2008",
          "text": "Unknown %1 %2",
        }
      }
    }
  ]
}
```

```

    "variables": [
      "path",
      "/main/conversation99"
    ]
  }
}
]
}
}
}
}
}

```

## D.52 Copy objects to a target folder (section 6.15.5.1)

Request:

```

POST /exampleAPI/nms/v1/myStore/tel%3A%2B19585550100/folders/operations/copyToFolder HTTP/1.1
Host: example.com
Authorization: BEARER 08776724-6d0d-4aa6-a404-2bc19b5cf903
Accept: application/json
Content-Type: application/json
Content-Length: nnnn

```

```

{ "targetSourceRef": {
  "targetRef": { "resourceURL": "http://exampleAPI/nms/v1/myStore/tel%3A%2B19585550100/folders/fld456" },
  "sourceRefs": {
    "folders": { "folderReference": [] },
    "objects": {
      "objectReference": [
        { "resourceURL": "http://exampleAPI/nms/v1/myStore/tel%3A%2B19585550100/objects/objld001" },
        { "resourceURL": "http://exampleAPI/nms/v1/myStore/tel%3A%2B19585550100/objects/objld002" }
      ]
    }
  }
}
}
}
}
}

```

Response:

```

HTTP/1.1 200 OK
Date: Mon, 13 Jan 2014 02:51:59 GMT
Content-Type: application/json
Content-Length: nnnn

```

```

{ "bulkResponseList": {
  "response": [
    { "code": 200,
      "reason": "OK",
      "success": {
        "resourceURL": "http://exampleAPI/nms/v1/myStore/tel%3A%2B19585550100/objects/newobjld99",
        "path": "/main/SummerHolidayPlan/newobjld99"
      }
    },
    { "code": 200,
      "reason": "OK",
      "success": {

```

```

    "resourceURL": "http://exampleAPI/nms/v1/myStore/tel%3A%2B19585550100/objects/newobjId87",
    "path": "/main/SummerHolidayPlan/newobjId87"
  }
}
]
}
}
}

```

## D.53 Copy a folder with containing objects to a target folder (section 6.15.5.2)

Request:

```

POST /exampleAPI/nms/v1/myStore/tel%3A%2B19585550100/folders/operations/copyToFolder HTTP/1.1
Host: example.com
Authorization: BEARER 08776724-6d0d-4aa6-a404-2bc19b5cf903
Accept: application/json
Content-Type: application/json
Content-Length: nnnn

{ "targetSourceRef": {
  "targetRef": { "resourceURL": "http://exampleAPI/nms/v1/myStore/tel%3A%2B19585550100/folders/fld456" },
  "sourceRefs": {
    "folders": { "folderReference": [ { "resourceURL": "http://exampleAPI/nms/v1/myStore/tel%3A%2B19585550100/folders/fld111" } ] },
    "objects": { "objectReference": [ ] }
  }
}
}
}

```

Response:

```

HTTP/1.1 200 OK
Date: Mon, 13 Jan 2014 02:51:59 GMT
Content-Type: application/json
Content-Length: nnnn

{ "bulkResponseList": {
  "response": [
    { "code": 200,
      "reason": "OK",
      "success": {
        "resourceURL": "http://exampleAPI/nms/v1/myStore/tel%3A%2B19585550100/folders/newfld111222",
        "path": "/main/SummerHolidayPlan/f81d4fae-7dec-11d0-a765-00a0c91e6bf6"
      }
    }
  ]
}
}
}

```

## D.54 Copy objects/folders to a target folder, failure due to at least one invalid source object or folder reference (section 6.15.5.3)

Request:

```
POST /exampleAPI/nms/v1/myStore/tel%3A%2B19585550100/folders/operations/copyToFolder HTTP/1.1
Host: example.com
Authorization: BEARER 08776724-6d0d-4aa6-a404-2bc19b5cf903
Accept: application/json
Content-Type: application/json
Content-Length: nnnn

{"targetSourceRef": {
  "targetRef": { "resourceURL": "http://exampleAPI/nms/v1/myStore/tel%3A%2B19585550100/folders/fld456" },
  "sourceRefs": {
    "folders": { "folderReference": [] },
    "objects": {
      "objectReference": [
        { "resourceURL": "http://exampleAPI/nms/v1/myStore/tel%3A%2B19585550100/objects/objld001" },
        { "resourceURL": "http://exampleAPI/nms/v1/myStore/tel%3A%2B19585550100/objects/objld009" }
      ]
    }
  }
}
```

Response:

```
HTTP/1.1 200 OK
Date: Mon, 13 Jan 2014 02:51:59 GMT
Content-Type: application/json
Content-Length: nnnn

{"bulkResponseList": {
  "response": [
    { "code": 200,
      "reason": "OK",
      "success": {
        "resourceURL": "http://exampleAPI/nms/v1/myStore/tel%3A%2B19585550100/objects/newobjld333",
        "path": "/main/SummerHolidayPlan/newobjld333"
      }
    },
    { "code": 400,
      "reason": "Bad Request",
      "failure": {
        "serviceException": {
          "messageId": "SVC0002",
          "text": "Invalid input value for message part %1",
          "variables": [ "http://exampleAPI/nms/v1/myStore/tel%3A%2B19585550100/objects/objld009" ]
        }
      }
    }
  ]
}
```

```
}

```

## D.55 Move objects to a target folder (section 6.16.5.1)

Request:

```
POST /exampleAPI/nms/v1/myStore/tel%3A%2B19585550100/folders/operations/moveToFolder HTTP/1.1
Host: example.com
Authorization: BEARER 08776724-6d0d-4aa6-a404-2bc19b5cf903
Accept: application/json
Content-Type: application/json
Content-Length: nnnn

{"targetSourceRef": {
  "targetRef": { "resourceURL": "http://exampleAPI/nms/v1/myStore/tel%3A%2B19585550100/folders/fld456" },
  "sourceRefs": {
    "folders": { "folderReference": [] },
    "objects": {
      "objectReference": [
        { "resourceURL": "http://exampleAPI/nms/v1/myStore/tel%3A%2B19585550100/objects/objld001" },
        { "resourceURL": "http://exampleAPI/nms/v1/myStore/tel%3A%2B19585550100/objects/objld002" }
      ]
    }
  }
}
```

Response:

```
HTTP/1.1 200 OK
Date: Mon, 13 Jan 2014 02:51:59 GMT
Content-Type: application/json
Content-Length: nnnn

{"bulkResponseList": {
  "response": [
    { "code": 200,
      "reason": "OK",
      "success": { "resourceURL": "http://exampleAPI/nms/v1/myStore/tel%3A%2B19585550100/objects/objld001" }
    },
    { "code": 200,
      "reason": "OK",
      "success": { "resourceURL": "http://exampleAPI/nms/v1/myStore/tel%3A%2B19585550100/objects/objld002" }
    }
  ]
}
```

## D.56 Move objects to a target folder (section 6.16.5.2)

Request:

```
POST /exampleAPI/nms/v1/myStore/tel%3A%2B19585550100/folders/operations/moveToFolder HTTP/1.1
```

```

Host: example.com
Authorization: BEARER 08776724-6d0d-4aa6-a404-2bc19b5cf903
Accept: application/json
Content-Type: application/json
Content-Length: nnnn

{ "targetSourceRef": {
  "targetRef": { "resourceURL": "http://exampleAPI/nms/v1/myStore/tel%3A%2B19585550100/folders/fld456" },
  "sourceRefs": {
    "folders": { "folderReference": [ { "resourceURL": "http://exampleAPI/nms/v1/myStore/tel%3A%2B19585550100/folders/fld111" } ] },
    "objects": { "objectReference": [ ] }
  }
}
}
}

```

**Response:**

```

HTTP/1.1 200 OK
Date: Mon, 13 Jan 2014 04:10:19 GMT
Content-Type: application/json
Content-Length: nnnn

{ "bulkResponseList": {
  "response": [
    { "code": 200,
      "reason": "OK",
      "success": {
        "resourceURL": "http://exampleAPI/nms/v1/myStore/tel%3A%2B19585550100/folders/fld111",
        "path": "/main/SummerHolidayPlan/f81d4fae-7dec-11d0-a765-00a0c91e6bf6"
      }
    }
  ]
}
}
}

```

## D.57 Move objects/folders to a target folder, failure due to a forbidden target folder (section 6.16.5.3)

**Request:**

```

POST /exampleAPI/nms/v1/myStore/tel%3A%2B19585550100/folders/operations/moveToFolder HTTP/1.1
Host: example.com
Authorization: BEARER 08776724-6d0d-4aa6-a404-2bc19b5cf903
Accept: application/json
Content-Type: application/json
Content-Length: nnnn

{ "targetSourceRef": {
  "targetRef": { "resourceURL": "http://exampleAPI/nms/v1/myStore/tel%3A%2B19585550100/folders/fldSys5556677" },
  "sourceRefs": {
    "folders": { "folderReference": [ ] },
    "objects": {
      "objectReference": [
        { "resourceURL": "http://exampleAPI/nms/v1/myStore/tel%3A%2B19585550100/objects/objld001" },

```

```

    { "resourceURL": "http://exampleAPI/nms/v1/myStore/tel%3A%2B19585550100/folders/fld889" }
  ]
}
}
}
}
}

```

**Response:**

```

HTTP/1.1 403 Forbidden
Date: Thu, 22 May 2014 12:09:09 GMT
Content-Type: application/xml
Content-Length: nnnn

```

```

{ "requestError": {
  "policyException": {
    "messageId": "POL1031",
    "text": "Attempt to create objects or folders under %1 is prohibited",
    "variables": [ "http://exampleAPI/nms/v1/myStore/tel%3A%2B19585550100/folders/fldSys5556677" ]
  }
}
}
}

```

**D.58 Reading all active subscriptions (section 6.17.3.1)****Request:**

```

GET /exampleAPI/nms/v1/myStore/tel%3A%2B19585550100/subscriptions HTTP/1.1
Accept: application/json
Host: example.com

```

**Response:**

```

HTTP/1.1 200 OK
Content-Type: application/json
Content-Length: nnnn
Date: Wed, 15 Jan 2014 17:51:59 GMT

```

```

{ "nmsSubscriptionList": {
  "subscription": [
    { "callbackReference": {
      "notifyURL": "http://applicationClient.example.com/nms/notifications/77777",
      "callbackData": "abcd"
    },
    "duration": 6300,
    "clientCorrelator": "12345",
    "resourceURL": "http://example.com/exampleAPI/nms/v1/myStore/tel%3A%2B19585550100/subscriptions/sub001",
    "index": 1,
    "restartToken": "abc123"
  }
],
  "resourceURL": "http://example.com/exampleAPI/nms/v1/myStore/tel%3A%2B19585550100/subscriptions"
}
}

```

## D.59 Creating a new subscription, response with copy of created resource (section 6.17.5.1)

Request:

```
POST /exampleAPI/nms/v1/myStore/tel%3A%2B19585550100/subscriptions HTTP/1.1
Content-Type: application/json
Content-Length: nnnn
Accept: application/json
Host: example.com

{"nmsSubscription": {
  "callbackReference": {
    "notifyURL": "http://applicationClient.example.com/nms/notifications/77777",
    "callbackData": "abcd"
  },
  "duration": 7200,
  "clientCorrelator": "12345"
}
```

Response:

```
HTTP/1.1 201 Created
Content-Type: application/json
Location: http://example.com/exampleAPI/nms/v1/myStore/tel%3A%2B19585550100/subscriptions/sub001
Content-Length: nnnn
Date: Wed, 15 Jan 2014 17:51:59 GMT

{"nmsSubscription": {
  "callbackReference": {
    "notifyURL": "http://applicationClient.example.com/nms/notifications/77777",
    "callbackData": "abcd"
  },
  "duration": 7200,
  "clientCorrelator": "12345",
  "resourceURL": "http://example.com/exampleAPI/nms/v1/myStore/tel%3A%2B19585550100/subscriptions/sub001",
  "index": 1,
  "restartToken": "abc123"
}
```

## D.60 Reading an individual subscription (section 6.18.3.1)

Request:

```
GET /exampleAPI/nms/v1/myStore/tel%3A%2B19585550100/subscriptions/sub001 HTTP/1.1
Accept: application/json
Host: example.com
```

Response:

```
HTTP/1.1 200 OK
```



Content-Type: application/json  
 Content-Length: nnnn  
 Date: Wed, 15 Jan 2014 17:51:59 GMT

```
{ "nmsSubscription": {
  "callbackReference": {
    "notifyURL": "http://applicationClient.example.com/nms/notifications/77777",
    "callbackData": "abcd"
  },
  "duration": 7200,
  "clientCorrelator": "12345",
  "resourceURL": "http://example.com/exampleAPI/nms/v1/myStore/tel%3A%2B19585550100/subscriptions/sub001",
  "index": 1,
  "restartToken": "abc123"
}
}
```

## D.61 Retrieve information about a non-existent individual subscription (section 6.18.3.2)

Request:

```
GET /exampleAPI/nms/v1/myStore/tel%3A%2B19585550100/subscriptions/sub6699 HTTP/1.1
Host: example.com
Authorization: BEARER 08776724-6d0d-4aa6-a404-2bc19b5cf903
Accept: application/json
```

Response:

```
HTTP/1.1 404 Not Found
Content-Type: application/xml
Content-Length: nnnn
Date: Fri, 11 Apr 2014 17:51:59 GMT
```

```
{ "requestError": {
  "link": [
    { "rel": "NmsSubscription",
      "href": "http://example.com/exampleAPI/nms/v1/myStore/tel%3A%2B19585550100/subscriptions/sub6699"
    }
  ],
  "serviceException": {
    "messageId": "SVC0004",
    "text": "No valid addresses provided in message part %1",
    "variables": [ "Request-URI" ]
  }
}
}
```

## D.62 Updating the existing subscription (section 6.18.5.1)

Request:

```
POST /exampleAPI/nms/v1/myStore/tel%3A%2B19585550100/subscriptions/sub001 HTTP/1.1
```

```
Content-Type: application/json
Content-Length: nnnn
Accept: application/json
Host: example.com
```

```
{ "nmsSubscriptionUpdate": {
  "duration": 10800,
  "restartToken": "nnn789"
}
}
```

Response:

```
HTTP/1.1 200 OK
Content-Type: application/json
Content-Length: nnnn
Date: Wed, 15 Jan 2014 17:51:59 GMT
```

```
{ "nmsSubscription": {
  "callbackReference": {
    "notifyURL": "http://applicationClient.example.com/nms/notifications/77777",
    "callbackData": "abcd"
  },
  "duration": 10800,
  "clientCorrelator": "12345",
  "resourceURL": "http://example.com/exampleAPI/nms/v1/myStore/tel%3A%2B19585550100/subscriptions/sub001",
  "index": 46,
  "restartToken": "nnn789"
}
}
```

## D.63 Cancelling a subscription (section 6.18.6.1)

Request:

```
DELETE /exampleAPI/nms/v1/myStore/tel%3A%2B19585550100/subscriptions/sub001 HTTP/1.1
Accept: application/json
Host: example.com
```

Response:

```
HTTP/1.1 204 No Content
Date: Wed, 15 Jan 2014 18:51:59 GMT
```

## D.64 Notify a client about NMS object changes (section 6.19.5.1)

Request:

```
POST /nms/notifications/77777 HTTP/1.1
Accept: application/xml
Content-Type: application/json
Host: applicationClient.example.com
```

```
{ "nmsEventList": {
```

```

"nmsEvent": [
  { "deletedObject": {
    "resourceURL": "http://exampleAPI/nms/v1/myStore/tel%3A%2B19585550100/objects/old999",
    "lastModSeq": 133,
    "correlationId": "cld122"
  }
},
  { "changedObject": {
    "parentFolder": "http://exampleAPI/nms/v1/myStore/tel%3A%2B19585550100/folders/fld80",
    "flags": { "flag": [ "\Flagged" ] },
    "resourceURL": "http://exampleAPI/nms/v1/myStore/tel%3A%2B19585550100/objects/old1000",
    "lastModSeq": 134,
    "correlationId": "cld67"
  }
},
  { "expiredObject": {
    "resourceURL": "http://exampleAPI/nms/v1/myStore/tel%3A%2B19585550100/objects/old111",
    "lastModSeq": 135,
    "correlationId": "cld9"
  }
}
],
"callbackData": "12345",
"index": 1,
"restartToken": "abc67",
"link": [
  { "rel": "NmsSubscription",
    "href": "http://example.com/exampleAPI/nms/v1/myStore/myStore/tel%3A%2B19585550100/subscriptions/sub001"
  }
]
}
}

```

Response:

```

HTTP/1.1 204 No Content
Date: Fri, 28 Jun 2013 17:51:59 GMT

```

## D.65 Notify a client about NMS folder changes (section 6.19.5.2)

Request:

```

POST /nms/notifications/77777 HTTP/1.1
Accept: application/xml
Content-Type: application/json
Host: applicationClient.example.com

{ "nmsEventList": {
  "nmsEvent": [
    { "deletedFolder": {
      "resourceURL": "http://exampleAPI/nms/v1/myStore/tel%3A%2B19585550100/folders/fld20",
      "lastModSeq": 136
    }
  },
  { "changedFolder": {

```

```
"parentFolder": "http://exampleAPI/nms/v1/myStore/tel%3A%2B19585550100/folders/flid10",
"resourceURL": "http://exampleAPI/nms/v1/myStore/tel%3A%2B19585550100/folders/flid33",
"name": "SorrentoMeeting",
"lastModSeq": 137
}
}
],
"callbackData": "12345",
"index": 2,
"restartToken": "hgf853",
"link": [
  { "rel": "NmsSubscription",
    "href": "http://example.com/exampleAPI/nms/v1/myStore/myStore/tel%3A%2B19585550100/subscriptions/sub001"
  }
]
}
}
```

**Response:**

```
HTTP/1.1 204 No Content
Date: Fri, 28 Jun 2013 17:51:59 GMT
```

## Appendix E. Operations mapping to a pre-existing baseline specification (Informative)

As this specification does not have a baseline specification, this appendix is empty.

## Appendix F. Light-weight Resources (Informative)

The following table lists all NMS data structure elements that can be accessed individually as Light-weight Resources.

For each Light-weight Resource, the following information is provided: corresponding root element name, root element type and [ResourceRelPath] string.

Type of Light-weight Resources (and references to data structures)	Element/attribute that can be accessed as Light-weight Resource	Root element name for the Light-weight Resource	Root element type for the Light-weight Resource	[ResourceRelPath] string that needs to be appended to the corresponding Heavy-weight Resource URL
Folder (5.3.2.8)	name	name	xsd:string	folderName

## Appendix G. Authorization aspects (Normative)

This appendix specifies how to use the RESTful Network Message Storage API in combination with some authorization frameworks.

### G.1 Use with OMA Authorization Framework for Network APIs

The RESTful NMS API MAY support the authorization framework defined in [Autho4API\_10].

A RESTful NMS API supporting [Autho4API\_10]:

- SHALL conform to section D.1 of [REST\_NetAPI\_Common];
- SHALL conform to this section G.1.

#### G.1.1 Scope values

##### G.1.1.1 Definitions

In compliance with [Autho4API\_10], an authorization server serving clients requests for getting authorized access to the resources exposed by the RESTful NMS API:

- SHALL support the scope values defined in the table below;
- MAY support scope values not defined in this specification.

Scope value	Description	For one-time access token
oma_rest_nms.all_{apiVersion}	Provide access to all defined operations on the resources in this version of the API. The {apiVersion} part of this identifier SHALL have the same value as the “apiVersion” URL variable which is defined in section 5.2. This scope value is the union of the other scope values listed in next rows of this table.	No
oma_rest_nms.create	Provide access to all defined operations relating to object creation function only.	No
oma_rest_nms.read	Provide access to all defined operations relating to reading the contents of the box only.	No
oma_rest_nms.modify	Provide access to all defined operations relating to modifying the contents of the box only.	No
oma_rest_nms.subscription	Provide access to all defined operations relating to managing notification subscriptions.	No

**Table 2: Scope values for RESTful NMS API**

##### G.1.1.2 Downscoping

In the case where the client requests authorization for “oma\_rest\_nms.all\_{apiVersion}” scope, the authorization server and/or resource owner MAY restrict the granted scope to some of the following scope values:

- “oma\_rest\_nms.create”
- “oma\_rest\_nms.read”

- “oma\_rest\_nms.modify”
- “oma\_rest\_nms.subscription”

### **G.1.1.3 Mapping with resources and methods**

Tables in this section specify how the scope values defined in section G.1.1.1 for the RESTful NMS API map to the REST resources and methods of this API. In these tables, the root “oma\_rest\_nms.” of scope values is omitted for readability reasons.



Resource	URL Base URL: //{{serverRoot}/nms/{api Version}/ {storeName}/{boxId}	Section reference	HTTP verbs			
			GET	PUT	POST	DELETE
Resource containing all objects	/objects	6.1	n/a	n/a	<b>all_{apiVersion}</b> } or <b>create</b>	n/a
A stored object	/objects/{objectId}	6.2	<b>all_{apiVersion}</b> } or <b>read</b>	n/a	n/a	<b>all_{apiVersion}</b> } or <b>modify</b>
Flags associated with the stored object	/objects/{objectId}/flags	6.3	<b>all_{apiVersion}</b> } or <b>read</b>	<b>all_{apiVersion}</b> } or <b>modify</b>	n/a	n/a
Individual flag	/objects/{objectId}/flags/{flagName}	6.4	<b>all_{apiVersion}</b> } or <b>read</b>	<b>all_{apiVersion}</b> } or <b>modify</b>	n/a	<b>all_{apiVersion}</b> } or <b>modify</b>

Resource	URL <specified by server>	Section reference	HTTP verbs			
			GET	PUT	POST	DELETE
Payload of the stored object	<p>&lt;payload URL specified by the server in the payloadURL field of Object&gt;</p> <p>For content available via the NMS resource tree this URL is:            //{serverRoot}/nms/{apiVersion}/{storeName}/{boxId}/objects/{objectId}/payload</p> <p>For externally referenced content, this is an arbitrary URL.</p>	6.5	all_{apiVersion} or read	n/a	n/a	n/a
Payload part of the stored object	<p>&lt;payload part URL specified by the server in the payloadPart field of Object&gt;</p> <p>For content available via the NMS resource tree this URL is:            //{serverRoot}/nms/{apiVersion}/{storeName}/{boxId}/objects/{objectId}/payloadParts/{payloadPartId}</p> <p>For externally referenced content, this is an arbitrary URL.</p>	6.6	all_{apiVersion} or read	n/a	n/a	n/a

Resource	URL Base URL: //{{serverRoot}/nms/{api Version}/ {storeName}/{boxId}	Section reference	HTTP verbs			
			GET	PUT	POST	DELETE
Resource containing all folders	/folders	6.10	n/a	n/a	<b>all_{apiVersion}</b> } or <b>modify</b>	n/a
A folder	/folders/{folderId}	6.11	<b>all_{apiVersion}</b> } or <b>read</b>	n/a	n/a	<b>all_{apiVersion}</b> } or <b>modify</b>
Individual folder data	/folders/{folderId}/[Resour ceRelPath]	6.12	<b>all_{apiVersion}</b> } or <b>read</b>	<b>all_{apiVersion}</b> } or <b>modify</b>	n/a	n/a

Resource	URL Base URL: //{{serverRoot}/nms/{api Version}/ {storeName}/{boxId}/obj ects/operations	Section reference	HTTP verbs			
			GET	PUT	POST	DELETE
Information about a selected set of objects in the storage	/search	6.7	n/a	n/a	all_{apiVersion} } or read	n/a
Resource URLs of a selected set of objects in the storage	/pathTold Note: read as path-To-Id	6.8	all_{apiVersion} } or read	n/a	all_{apiVersion} } or read	n/a
Bulk creation of objects	/bulkCreation	6.9	n/a	n/a	all_{apiVersion} } or create	n/a

Resource	URL Base URL: //{{serverRoot}/nms/{api Version}/ {storeName}/{boxId}/fol ders/operations	Section reference	HTTP verbs			
			GET	PUT	POST	DELETE
Information about a selected set of folders in the storage	/search	6.13	n/a	n/a	all_{apiVersion} } or read	n/a
Resource URLs of a selected set of folders in the storage	/pathTold Note: read as path-To-Id	6.14	all_{apiVersion} } or read	n/a	all_{apiVersion} } or read	n/a
Resource for triggering object(s)/folder(s) copying	/copyToFolder	6.15	n/a	n/a	all_{apiVersion} } or modify	n/a
Resource for triggering object(s)/folder(s) moving	/moveToFolder	6.16	n/a	n/a	all_{apiVersion} } or modify	n/a

Resource	URL Base URL: //{{serverRoot}/nms/{apiVersion}/ {storeName}/{boxId}	Section reference	HTTP verbs			
			GET	PUT	POST	DELETE
All subscriptions in the storage	/subscriptions	6.17	<b>all_{apiVersion}</b> } or <b>subscription</b>	n/a	<b>all_{apiVersion}</b> } or <b>subscription</b>	n/a
Individual subscription	/subscriptions/{subscriptionId}	6.18	<b>all_{apiVersion}</b> } or <b>subscription</b>	n/a	<b>all_{apiVersion}</b> } or <b>subscription</b>	<b>all_{apiVersion}</b> or <b>subscription</b>

## G.1.2 Use of 'acr:auth'

This section specifies the use of 'acr:auth' in place of an end user identifier in a resource URL path.

An 'acr' URI of the form 'acr:auth', where 'auth' is a reserved keyword MAY be used to avoid exposing a real end user identifier in the resource URL path.

A client MAY use 'acr:auth' in a resource URL in place of a {boxId} when the RESTful NMS API is used in combination with [Autho4API\_10].

In the case the RESTful NMS API supports [Autho4API\_10], the server:

- SHALL accept 'acr:auth' as a valid value for the resource URL variable {boxId}
- SHALL conform to [REST\_NetAPI\_Common] section 5.8.1.1 regarding the processing of 'acr:auth'.

## Appendix H. Flag Names Table (Normative)

The following table lists the most common flag names as defined by [RFC3501], [RFC5788] and [OMA-CPM\_TS\_MessageStorage].

Flag Name	Description	References
\Seen	Message has been read	[RFC3501], [OMA-CPM_TS_MessageStorage]
\Answered	Message has been answered	[RFC3501], [OMA-CPM_TS_MessageStorage]
\Flagged	Message is "flagged" for urgent and/or special attention	[RFC3501], [OMA-CPM_TS_MessageStorage]
\Deleted	Message is "deleted" for removal by later internal message store process	[RFC3501], [OMA-CPM_TS_MessageStorage]
\Draft	Message has not completed composition (marked as a draft)	[RFC3501], [OMA-CPM_TS_MessageStorage]
\Recent	Message is "recently" arrived in this mailbox	[RFC3501], [OMA-CPM_TS_MessageStorage]
\$MDNSent	A disposition notification has been sent for this message	[RFC5788], [OMA-CPM_TS_MessageStorage]
\$Forwarded	Message has been forwarded	[RFC5788], [OMA-CPM_TS_MessageStorage]
\read-report-sent	A read receipt has been sent for this message	[OMA-CPM_TS_MessageStorage]

**Table 2 Flag Names**

Note that in addition to the strings listed in the above table, deployments MAY also support other strings.



## Appendix I. RCS Object Attributes Table (Informative)

The following common object attributes are suggested by this specification in order to enhance interoperability. See section 5.3.2.5 “Attribute” for details of how these may be used.

The use of these attributes is **REQUIRED** when NMS is used as part of the GSMA Rich Communications Suite (RCS).

Attribute Name	Description	Format	References
Date	Date and time of the object. Typically this is the date and time at which the object was complete and ready for transmission or storage.	xsd:dateTimeStamp  Note that this differs from the format specified by [RFC5322].	[XMLSchema2], [RFC5322], [OMA-CPM_TS_MessageStorage]
Message-Context	The object’s classification (i.e., what kind of object it is).	Enumeration. Valid attribute values are at least:  “voice-message” “video-message” “fax-message” “pager-message” (i.e., SMS) “multimedia-message” (i.e, MMS) “text-message” (i.e., email) “none”  Other values may be defined by profiles or other standards.  This attribute is case-insensitive.	[RFC3458], [RFC3938]
Direction	Direction of message.	Enumeration. Valid values are:  “In” (i.e., message terminating at this box) “Out” (i.e., message originating from this box).  This attribute is case-insensitive.	
From	Address of originator (i.e., sender).	xsd:string	[RFC5322], [OMA-CPM_TS_MessageStorage]
To	Address of primary recipient(s).	xsd:string	[RFC5322]
Cc	Address of other recipient(s).	xsd:string	[RFC5322]
Bcc	Address of recipient(s) whose	xsd:string	[RFC5322]

	addresses are not to be revealed to other recipients.		
Subject	A short string identifying the topic of the object.	xsd:string	[RFC5322]
TextContent	The stored content, if it is representable as an xsd:string (see section 5.1.9).	xsd:string	[XMLSchema2]
Content-Type	Indicates the top level MIME content type of the object as a whole, if any.  For example:  multipart/related; start="950120.aaaCC@example.com"; type="application/smil"	xsd:string	[RFC2045]
Content-Location	The top level Content-Location, if any, as defined in [RFC2557], unfolded and with any transfer encoding such as [RFC2047] removed. Used to specify a base URI for this object.  For example, "http://example.com".	xsd:string	[RFC2557]

Table 3 Object Attributes

## Appendix J. Standard Folder Attributes (Normative)

The following table specifies standard folder attribute names and their associated semantics. See section 5.3.2.5 “Attribute” for details of how these may be used.

Each attribute is optional unless otherwise specified.

Attribute Name	Description	Format	References
Root	<p>The value “Yes” denotes the folder is designated as a root folder.</p> <p>For multi-root deployment environment, there may be several folders containing the attribute root=“Yes”. In some deployment scenarios other well-known attribute values may be used and other restrictions may apply (e.g. mandating only single root folder).</p>	xsd:string	
Name	<p>Folder name.</p> <p>Read-only attribute. Where present, the value of this attribute SHALL be the same as that of the “name” element in the Folder data structure (see section 5.3.2.8). This enables search based on folder name.</p>	xsd:string	

**Table 4 Standard Folder Attributes**

## Appendix K. RCS Folder Attributes (Informative)

The following common folder attributes are suggested by this specification in order to enhance interoperability in RCS profiles. Each attribute is optional unless otherwise specified.

See also Appendix J.

Additional RCS attributes names and their associated semantics could be derived from or be equivalent to a message header, including those defined in [RFC5322], [OMA-CPM\_TS\_MessageStorage], and [IANA\_Message\_Headers].

Attribute Name	Description	Format	References
Date	Date and Time at which the folder was created.	As defined by xsd:dateTimeStamp in [XMLSchema2]	
MsgCount	Total number of message objects in the folder	xsd:unsignedLong	
UnreadMsgCount	Total number of message objects in the folder, that are unread (do not carry the /Seen flag)	xsd:unsignedLong	
Size	Folder size in bytes.  The value MAY be approximate or may not include the size of the containing objects.	xsd:unsignedLong	
SubtreeMsgCount	Total number of message objects in a subtree rooted at the folder.	xsd:unsignedLong	
SubtreeUnreadMsgCount	Total number of message objects in a subtree rooted at the folder, that are unread (do not carry the /Seen flag)	xsd:unsignedLong	
SubtreeSize	Total size in bytes of a subtree rooted at the folder.  The value MAY be approximate.	xsd:unsignedLong	

**Table 5 RCS Folder Attributes**